SPECIAL ISSUE 25TH ANNUAL SURVEY

www.indiatoday.in

JULY 5, 2021 ₹75

INDIA TODAY

THE BEST COLLEGES OF INDIA

THE COMPREHENSIVE INDIA TODAY-MDRA GUIDE TO EXCELLENCE ACROSS 14 MAJOR DISCIPLINES

RNI NO. 28587/75 REGISTERED NO. DL(ND)-11/6068/2021-22-2023, LICENSED TO POST WPP NO. U(C)-88/2021-23, FARIDABAD/05/2020-22

MANAV RACHNA EDUCATIONAL INSTITUTIONS

www.manavrachna.edu.in

WE LOOK BEYOND SCORES AT YOUR PAST PERFORMANCE, LEADERSHIP ABILITIES & COMPLETE PERSONA!

SECURE YOUR ADMISSION BEFORE THE CLASS XII RESULTS!

FOR ADMISSION THROUGH

MRNAT '21

MANAV RACHNA NATIONAL APTITUDE TEST
ONLINE PROFESSIONAL TEST

July 10th & 11th 2021

For Queries, Call: 0129-4259000

THE MANAV RACHNA PANORAMA

- **32,000+** ALUMNI IMPRINTS, GLOBALLY.
- **500+** REPUTED MNCs & INDIAN CORPORATE PATRONISING MREI.
- **56+** GLOBAL ACADEMIC COLLABORATIONS.
- **579** FILED/GRANTED PATENTS.
- **13** ARE THE COUNTRIES FROM WHICH MREI STUDENTS ARRIVE.
- **7305** RESEARCH PAPERS IN INTERNATIONAL/ NATIONAL JOURNALS & CONFERENCES.
- EXCELLENT TRACK RECORD OF PLACEMENTS YEAR AFTER YEAR.
- **80+** ALUMNI & INCAMPUS START-UPS.

KNOWLEDGE ALLIANCES

DAIKIN · Microsoft · intel · TrueChip · Quick Heal · RELIANCE jio · BSE · Xebia · Mitsubishi Electric · HONDA · Altair · Sahai Research Labs · Infineon · IBM · amazon web services

MANAV RACHNA
Vidyayatankshah

MANAV RACHNA EDUCATIONAL INSTITUTIONS

MANAV RACHNA INTERNATIONAL INSTITUTE OF RESEARCH AND STUDIES
'Deemed to be University' under Section 3 of the UGC Act, 1956

MANAV RACHNA UNIVERSITY
Declared as State Private University under section 2f of the UGC act, 1956

MANAV RACHNA DENTAL COLLEGE
A Constituent Institution of MRIIRS (Deemed to be University)
Recognized by Dental Council of India, Ministry of Health & Family Welfare, (GOI)

MREI is an innovative, self-reliant, forward-looking name in education, committed to defining the future with pathbreaking professional institutions. We have a reputation for exploring new ideas and are known for a macro outlook which permeates the entire education experience. Furthermore, we use sports and cultural - social activities to usher in a healthy lifestyle for all. Our campus and programmes inspire an inclusive, enriching and global dimension. Yes, we turn out students with boundless potential to meet great and diverse challenges that are not about just the material life but beyond.

NAAC 'A' GRADE ACCREDITED · AICTE APPROVED PROGRAMS · NBA ACCREDITED PROGRAMS · NIRF RATED · 12B STATUS FROM UGC · QS 4-STAR RATED · COLLEGE BOARD'S INDIAN GLOBAL ALLIANCE · LSAC GLOBAL LAW ALLIANCE · ATAL RANKING ON INNOVATION ACHIEVEMENTS'(MOE..GOI.)

Upto 100% Scholarship for 100+ Industry Integrated Programs on the basis of merit in MRNAT 2021
Provisional Admission on the basis of Grade XI/ JEE/ NATA/ Qualifying Exam/ SAT/ Pearson Scores
Apply online at: apply.manavrachna.edu.in

PROGRAMMES OFFERED

ENGINEERING & TECHNOLOGY B.Tech (Normal/Lateral): Biotechnology, Civil Engg., Computer Science & Engg., Electrical & Electronics Engg., Mechanical Engg., Electronics & Computer Engg., Mechanical Engg. (Specialization in Smart Manufacturing & Automation, Mechatronics, Automobile Engg.), Electronics & Communication Engg., Electronics & Computer Engg. (Specialisation in Bio-Medical Technology) in association with Sahai Lab, Electronics & Communication Engg. with specialization in VLSI Design and Verification in association with TrueChip, Electronics & Communication Engg. (Hons.) with specialization in Artificial Intelligence and Internet of Things (IOT) in association with Intel® Corporation, Computer Science and Engg. (Hons.) with specialization in Artificial Intelligence and Machine Learning/ Cloud Computing in association with Microsoft, Computer Science & Engg. (Hons.) with IBM (Specialization in Digital Forensics and Cyber Security), Computer Science & Engg. (Hons.) in Gaming Technology with IBM, Computer Science & Engg. with Xebia (Specialization in Artificial Intelligence & Machine Learning, Cloud DevOps & Automation), Computer Science with (Specialization in Cyber Security & Threat Intelligence in association with Quick Heal), Civil Engg. (Hons.) with specialization in Smart Cities, Civil Engg. (Hons.) with specialization in Green Technology and Sustainability Engg., Electrical & Electronics Engg. (Hons.) with specialization in Microgrid Technologies, Mechanical Engg. (Hons.) with specialization in Electric Vehicles, Mechanical Engg. (Hons.) with specialization in Mechatronics **M.Tech:** Computer Engg. & Networking, Automation & Robotics (in association with Mitsubishi Electric India), Biotechnology, Mechanical Engg., Computer Engg., Civil Engg. (2 Years)/ (3 Years) (Specialization in Construction Management/ Structural Engg./ Transportation Engg.), Electronics & Communication Engg. (Specialization in Communications Systems/ VLSI Design & Embedded Systems), Mechanical Engg. Specialization in Industrial Engg. **B.Sc.:** Microbiology **M.Sc.:** Biotechnology, Microbiology **MANAGEMENT STUDIES MBA:** Finance, Marketing, Human Resource & Organizational Behavior, International Business, Management Information Systems, Entrepreneurship & Small Business Management, Banking and Insurance Management, Business Analytics, Events & Media Management, Operations Management, Aviation Management, Health Care Management, Waste Management. **HOTEL MANAGEMENT B.Sc.:** Hospitality & Hotel Administration **PSYCHOLOGY, BEHAVIORAL & SOCIAL SCIENCES B.A. (Hons.):** Political Science/ Sociology **B.A.- B.Sc. (Hons.):** Economics/Applied Psychology **B.A./ B.Sc.:** Liberal Arts **M.A.:** Public Policy & Public Administration **M.A.- M.Sc.:** Economics/ Applied Psychology **MEDIA STUDIES & HUMANITIES B.A.:** English (Hons.), Journalism & Mass Communication, Journalism & Mass Communication-International (in association with Western Sydney University, WSU, Australia) **MA:** English, Journalism & Mass Communication **LAW B.A. LL.B (Hons.):** (Specialization in Constitutional Law and Crime & Criminology) **B.Com LL.B. (Hons.):** (Specialization in, Law Relating to Finance and International Trade) **BBA LL.B. (Hons.):** (Specialization in Business Law and Intellectual Property Rights Law) **LL.M.** (Specialization in Commercial Arbitration, Constitutional Law, Corporate Law, Criminal Law) **COMPUTER APPLICATIONS/ IT BCA, MCA, B.Sc.:** Information Technology (in association with AIS, New Zealand), Bachelor of Science- Information Technology **COMMERCE & BUSINESS STUDIES B.Com (Hons.), M.Com, BBA:** General, Global IBM in association with University of New Castle, Australia, Global International Business (in association with AIS, New Zealand), Banking and Financial Markets in association with Bombay Stock Exchange, Digital Marketing, Health Care Management, Finance & Accounts, Entrepreneurship & Family Business, Business Analytics, Operations Management (Specialization in Supply Chain Management, Logistics Management, Project Management) **ALLIED HEALTH SCIENCES B.Sc.:** Nutrition and Dietetics **Bachelor of Physiotherapy (BPT) B.Sc. (Hons.):** Food Science & Technology **Master of Physiotherapy (MPT):** (Specialization in Musculoskeletal, Sports, Neurology & Cardiopulmonary) **M.Sc.:** Nutrition and Dietetics **APPLIED SCIENCES B.Sc. (Hons.):** Physics/ Chemistry/ Mathematics **M.Sc.:** Physics/ Chemistry/ Mathematics **ARCHITECTURE & DESIGN B.Arch:** Bachelor of Architecture **B.Sc.:** Interior Design **M.Sc.:** Interior Design **B.Design:** Communication Design, Product Design, Animation & Visual Effects **EDUCATION B.Ed., B.Ed Special Education** (Learning Disability), **B.A. B.Ed. Integrated, B.Sc. B.Ed. Integrated DENTAL BDS, MDS:** (Specialization in Prosthodontics & Crown & Bridge, Conservative Dentistry and Endodontics, Orthodontics and Dentofacial Orthopedics, Pedodontics & Preventive Dentistry, Periodontology), Certificate course in Implantology, Certificate Course in Aesthetic Laser Dentistry, Certificate Programme on Dental Aligners **DOCTORAL PROGRAMS** across specialisations

MREI Campus: Sector-43, Delhi-Surajkund Road, Faridabad, Ph.: 0129-4198100/4198200

City Office: 1007, 10th floor, KLJ Tower (North), NSP, Pitampura, New Delhi, Ph.: 011-44110500, 09910244484

GLBian
at WORLD'S FIRST
PRIVATE AEROSPACE MISSION

GALACTIC

Kushagra Srivastava
Senior Consultant
DHR International, Toronto (Canada)

GL BAJAJ
Institute of Technology & Management
FIND YOUR SPARK

Approved by AICTE & Affiliated to AKTU
www.glbitm.org

Declared by over
10 Researches & Organisations
AMONG THE TOP COLLEGES OF INDIA

nirf | NBA | nielsen | hansa research

B.TECH | MBA | MCA

Help Line: 8010000234

Saurabh Sarkar
Apple
Washington, USA

Aakash Rastogi
Microsoft
Washington

Shakib Mohd
facebook
London, Uk

Aditi Chhibber
tcs
Netherlands

Shirin
Deloitte.
Denver, USA

Rishabh Raj
Cardella Waste
NJ, USA

Punit Lohani
DELL
Ireland

Sharib Ilahi
intigral
Dubai

Aditya Panwar
BRYCE | HCL
London, UK

Deepak Mishra
Infosys
California

Jayasheela
amazon
Minneapolis, USA

Sanjana Dubey
Aj
California, USA

Danish Khan
Texas, USA

Aman Srivastava
EY
London, UK

Pushkal Sharma
KPMG
London, UK

Rimjhim
accenture
Barcelona, Spain

Gaurav Sharma
Singapore

Karishma Singh
Deloitte.
Sydney, Australia

Ankur Varshney
lenfas
Germany

Rohan Ahluwalia
Capgemini
Toronto, Canada

Manjeet Singh Bedi
DXC
Sydney, Australia

Saurabh Kumar
Cognizant
Bern, Switzerland

Saurabh Mittal
Tech Mahindra
NJ, USA

Mayank Bhardwaj
BOSCH
DENSO
Sydney, Australia

GLBians ACROSS THE GLOBE

Getting upto
RS. 1 CRORE PACKAGE

Plot No.2 Knowledge Park-III,
Greater Noida 201306
Email: admission@glbitm

follow us-
: facebook/glbitm : instagram/glbajajitm

GLBIANS ACROSS THE GLOBE GETTING UPTO RS. 1 CRORE PACKAGE

GL BAJAJ Institute of Technology & Management

IN DEPTH KNOWLEDGE FROM THE MOST CREDIBLE SOURCE

Subscribe and get upto 55% discount*

YES! I WISH TO SUBSCRIBE TO INDIA TODAY

Please tick your subscription choice and send the form to: We Care, Living Media India Limited, C-9, Sector 10, Noida-201301 (India)

TERM-1 YEAR | NO. OF ISSUES-52*				
PLAN	COVER PRICE	OFFER PRICE	SAVINGS	SELECT
PRINT ONLY	₹ 3900	₹ 3099	21%	☐
PRINT + DIGITAL	₹ 7800	₹ 3499	55%	☐

Please fill the form in CAPITAL LETTERS
I am enclosing Cheque/DD No.:_____dated:_____
drawn on (specify bank):_____ favouring Living Media India Limited for
₹ _____(Add ₹ 50/- for non Delhi cheques, not valid in case of at par cheques)

Name:_____ Address: _____
_____ City:_____ State:_____ Pin:_____
Mobile:_____ Email:_____

SCAN HERE TO SUBSCRIBE

airtel Payments Bank | Avail ₹ 250/-* cashback on paying with Airtel Payments Bank.

FOR MORE DETAILS ON THE OFFER, YOU MAY CONTACT THROUGH BELOW OPTIONS

CALL us on Toll Free No. 18001800100 and (0120) 2479900 | E-MAIL wecare@intoday.com | LOG ON TO www.indiatoday.in/subscribe

Living Media India Ltd. reserves the right to terminate or extend this offer or any part thereof at any time. For other terms and conditions, please visit www.indiatoday.in
IRS 2019 Q4 (TR)

FROM THE

EDITOR-IN-CHIEF

INDIA TODAY BEST COLLEGES 25 YEARS

The Covid-19 pandemic has been the greatest disruptor of education across the world. Schools and colleges have shut their gates and moved classrooms online. Academic life has been overturned, and careers put on hold. Several education boards have cancelled in-person examinations in India and replaced them with various formulas to assess students.

The pandemic has forced us to examine new ways of evaluating a child's learning other than examinations alone. The CBSE or the Central Board of Secondary Education, for instance, plans to replace its Class 12 examination with a 30:30:40 formula to assess students based on their performance in Class 10, Class 11 and pre-board examinations.

The new National Education Policy (NEP), 2020, approved by the Union cabinet last July, replaces a 35-year-old document. It promises to boost spending on education and usher in sweeping changes that include an improved focus on access, equality and affordability in education.

In this environment, the 25th edition of India Today's Best Colleges Survey has had to search for excellence. We partnered with the reputed Delhi-based market research agency Marketing & Development Research Associates (MDRA) to rank colleges across 14 streams. The agency drew up 112 performance indicators in each stream to come up with the most comprehensive and balanced means to assess colleges. These indicators were clubbed under five broad parameters—Intake Quality & Governance, Academic Excellence, Infrastructure & Living Experience, Personality & Leadership Development and Career Progression & Placement. We also attempted to understand how colleges geared up to handle the pandemic. MDRA evaluated colleges based on data from the current year to give realistic, relevant and accurate information. The groundwork was conducted between December 2020 and June 2021. It was next to impossible to physically audit the campuses of participating institutes due to Covid restrictions. Despite the limitations, the colleges showed remarkable enthusiasm in participating in the survey, which over the years has become a byword for excellence in mapping college education in India and appreciated for its consistency.

The pandemic brought in its wake many innovations to meet the digital challenge in education. A dental college in Manipal set up a simulation lab for its students. A college in Delhi distributed free laptops and data packs to help students to bridge the digital divide. Another set up virtual classrooms and helplines. Some collaborated with international universities to give their students value for money. A computer science college in the south 'gamified' programming languages like Java to stoke the curiosity of its students. Students were given audio lectures to listen to in their free time to retain concepts taught in class. Those without laptops were given online code editing apps that could be used on smartphones.

June 23, 1997

We also spoke to students to learn how they were faring. A final-year architecture student from an IIT told us how he missed physical collaborative studio learning and a chance to use the department infrastructure. A mass communication student from Pune told us how the recorded lectures gave him better control over his education and allowed him to balance his studies with a part-time job.

The hard reality is that the pandemic has advanced digital learning. While today's virtual classroom is dictated by necessity, the future clearly belongs to blended learning, where in-person and online will merge seamlessly to enhance the education experience. The Batch of 2020-21 signals what education might eventually look like.

There are, however, some worrying signs. The number of colleges has increased by 3,272 in the past five years, taking the total to 42,443. But colleges per million students have grown only from 2.8 per million in 2015-16 to 3 per million in 2019-20. The disparity in the geographical distribution of institutions is a continuing source of concern. Ten states—Uttar Pradesh, Maharashtra, Karnataka, Rajasthan, Andhra Pradesh, Tamil Nadu, Madhya Pradesh, Gujarat, Telangana and Kerala—account for 78 per cent of the total colleges in the country.

One hopes that the spurt in digital education will now break these geographical disparities and make higher education more inclusive. Online education has opened up enormous possibilities. Just the way businesses have discovered the virtues of working from home or virtual meetings. Despite their genuine ability to overcome India's adverse student-teacher ratios and its shortfall of quality institutions, open universities and distance learning were once looked down upon. Online education has the potential to usher in societal change.

When we launched the survey 25 years ago, India spent only 3.7 per cent of its GDP on education. According to the Economic Survey of 2019-20, we are spending even less now—3.1 per cent. This decline should be a matter of great concern to all of us. In my Letter from the Editor 25 years ago, I had written: "The educated mind, we know, is vital to any emerging developing economy. The Asian Tigers are a fine example, having understood that 100 per cent literacy and a technically trained workforce are mandatory requirements for their progress. Yet, while we have liberalised our economy, we seem to have ignored one basic question: who is going to run it?" The tragedy is that, after two and a half decades, the question still remains pertinent. Even more so if we are serious about the ambitious goal of becoming a $5 trillion economy from the present $2.7 trillion one in the next three years.

(Aroon Purie)

INDIA TODAY
www.indiatoday.in

CHAIRMAN AND EDITOR-IN-CHIEF: Aroon Purie
VICE CHAIRPERSON: Kalli Purie
GROUP CHIEF EXECUTIVE OFFICER: Dinesh Bhatia

GROUP EDITORIAL DIRECTOR: Raj Chengappa

CHIEF EXECUTIVE OFFICER: Manoj Sharma

GROUP CREATIVE EDITOR: Nilanjan Das; **GROUP PHOTO EDITOR:** Bandeep Singh
MANAGING EDITORS: Kai Jabir Friese, Rajesh Jha
EXECUTIVE EDITORS: S. Sahaya Ranjit, Sandeep Unnithan, Manisha Saroop; MUMBAI: M.G. Arun
SENIOR DEPUTY EDITOR: HYDERABAD: Amarnath K. Menon
DEPUTY EDITORS: Kaushik Deka, Shweta Punj
SENIOR EDITORS: Sasi Nair, Anilesh S. Mahajan
MUMBAI: Suhani Singh; JAIPUR: Rohit Parihar
SENIOR ASSOCIATE EDITORS: Ashish Mukherjee
MUMBAI: Kiran Dinkar Tare; PATNA: Amitabh Srivastava
ASSOCIATE EDITORS: Sonali Acharjee
KOLKATA: Romita Sengupta; BHOPAL: Rahul Noronha
ASSISTANT EDITORS: Zinnia Ray Chaudhuri, Aditya Wig
PHOTO DEPARTMENT: Yasir Iqbal (Deputy Chief Photographer), Rajwant Singh Rawat (Principal Photographer), Chandra Deep Kumar (Senior Photographer); MUMBAI: Mandar Suresh Deodhar (Chief Photographer)
PHOTO RESEARCHERS: Prabhakar Tiwari (Chief Photo Researcher), Saloni Vaid (Principal Photo Researcher)
CHIEF OF GRAPHICS: Tanmoy Chakraborty
ART DEPARTMENT: Sanjay Piplani (Senior Art Director); Angshuman De (Art Director); Devajit Bora (Deputy Art Director); Vikas Verma (Associate Art Director); Siddhant Jumde (Senior Illustrator)
PRODUCTION DEPARTMENT: Harish Agarwal (Chief of Production), Naveen Gupta (Chief Coordinator)

ASSOCIATE PUBLISHERS
Anil Fernandes (Impact)
Vidya Menon (Impact)

IMPACT TEAM
National Head: Suparna Kumar (Government & PSU)
Senior General Manager: Jitendra Lad (West)
General Managers: Mayur Rastogi (North), Upendra Singh (Bangalore)
Deputy General Manager: Indranil Chatterjee (East)
GROUP CHIEF MARKETING OFFICER: Vivek Malhotra
SALES AND OPERATIONS
Deepak Bhatt, Senior General Manager (National Sales)
Vipin Bagga, General Manager (Operations)
Rajeev Gandhi, Deputy General Manager (North)
Syed Asif Saleem, Regional Sales Manager (West)
S Paramasivam, Deputy Regional Sales Manager (South)
Piyush Ranjan Das, Senior Sales Manager (East)

INDIA TODAY GROUP

Volume XLVI Number 27; For the week June 29-July 5, 2021, published on every Friday

● Editorial/Corporate Office Living Media India Ltd., India Today Group Mediaplex, FC-8, Sector-16A, Film City, Noida - 201301; Phone: 0120-4807100
● Subscriptions: For assistance contact Customer Care India Today Group, C-9, Sector-10, Noida (UP)-201301; Phones: Toll-free number: 1800 1800 100 (from BSNL/MTNL lines); (95120) 2479900 from Delhi and Faridabad; (0120) 2479900 from Rest of India (Monday-Friday, 10 a.m.-6 p.m.); Fax: (0120) 4078080; Mumbai: 022-66063411/3412, Kolkata: 033-40525327, Chennai: 044-24303200; e-mail: *wecare@intoday.com*
● Sales: Direct all trade enquiries to General Manager (Sales), Living Media India Limited, C-9, Sector-10, Noida-201301 (UP)
● Regd. Office: F-26, First Floor, Connaught Place, New Delhi-110001.
● Impact Offices: 1201, 12th Floor, Tower 2 A, One Indiabulls Centre, (Jupiter Mills), S.B. Marg, Lower Parel (West), Mumbai-400013; Phone: 66063355; Fax: 66063226 ● E-1, Ground Floor, Videocon Towers, Jhandewalan Extn, New Delhi ● Guna Complex, 5th Floor, Main Building, No.443, Anna Salai, Chennai-600018; Phone: 2847 8525 ● 201-204 Richmond Towers, 2nd Floor, 12, Richmond Road, Bangalore-560025; Phones: 22212448, 22213037, 22218343; Fax: 22218335; ● 52, Jawaharlal Nehru Road, 4th Floor, Kolkata-700071; Phones: 22825398; Fax: 22827254; ● 6-3-885/7/B, Somajiguda, Hyderabad-500082; Phone: 23401657, 23400479, 23410100, 23402481, 23410982, 23411498; Fax: 23403484 ● 39/1045, Karakkatt Road, Kochi 682016; Phones: 2377057, 2377058 ; Fax: 2377059 ● 2/C, "Suryarath Bldg", 2nd Floor, Behind White House, Panchwati, Office C.G. Road, Ahmedabad-380006; Phone: 26560393, 26560929; Fax: 26565293 ● Copyright Living Media India Ltd. All rights reserved throughout the world. Reproduction in any manner is prohibited.
Printed and published by Manoj Sharma on behalf of Living Media India Limited. Printed at Thomson Press India Limited, 18-35 Milestone, Delhi Mathura Road, Faridabad-121007, (Haryana). Published at F-26, First Floor, Connaught Place, New Delhi-110001.
Editor: Raj Chengappa.
● INDIA TODAY does not take the responsibility for returning unsolicited publication material.

All disputes are subject to the exclusive jurisdiction of competent courts and forums in Delhi/New Delhi only

SYNDICATIONS TODAY
For **reprint rights** and **syndication** enquiries, contact syndications@intoday.com or call +91-120-4078000
www.syndicationstoday.in

UPFRONT
INFLATION: THE PRICE WHAMMY PG 14

LEISURE
BADSHAH: TOP OF THE POPS PG 213

INSIDE

INDIA TODAY BEST COLLEGES 25 YEARS

INDIA TODAY GROUP–MDRA SURVEY, 2021

Photo illustration by BANDEEP SINGH

Learning in the Time of Covid

The 25th India Today Best Colleges Survey, spread across 14 disciplines, delves into how institutes straddled the shift to digital education during the pandemic

Cover by **NILANJAN DAS**

Readers are recommended to make appropriate enquiries before sending money, incurring expenses or entering into commitments in relation to any advertisement appearing in this publication. The India Today Group does not vouch for any claims made by the advertisers of products and services. The printer, publisher, editor-in-chief and the editor of the India Today Group publications shall not be held liable for any consequences in the event of such claims not being honoured by the advertisers.

FOR SUBSCRIPTION ASSISTANCE, CONTACT: Customer Care, India Today Group, C-9, Sector-10, Noida (Uttar Pradesh)-201301. Phones: 2479900 from Noida, 95120-2479900 from Delhi and Faridabad, and 0120-2479900 from Rest of India. Toll Free No.: 1800 1800 100. Fax: 0120-4078080. E-mail: wecare@intoday.com

E-MAIL to: **letters.editor@intoday.com** or log on to **www.indiatoday.in**

PRESIDENCY UNIVERSITY
Established under Section 2(f) of UGC Act, 1956 | Presidency University Act, 2013 of the Karnataka Act No. 41 of 2013
Bengaluru
AICTE ENTERPRISE 4.0 FUTURE READY CURRICULA

Ready 4.0 The Future?
We Are.
With seven advanced schools and Over forty five programs powered by our Enterprise 4.0 curriculum... you will be ready and empowered to define your future at Presidency.
COMED-K CODE : 173

SCHOOL OF ENGINEERING
B.Tech. - Computer Science and Engineering
B.Tech. - Computer Science and Engineering (Artificial Intelligence & Machine Learning)
B.Tech. - Computer Science and Engineering (Data Science)
B.Tech. - Computer Science and Engineering (Cyber Security)
B.Tech. - Computer Science and Engineering (Blockchain)
B.Tech. - Computer Science and Engineering (Internet Of Things)
B.Tech. - Computer Science and Technology (Big Data)
B.Tech. - Computer Science & Technology (DevOps)
B.Tech. - Computer Science and Technology [Spl. in Artificial Intelligence & Machine Learning]
B.Tech. - Computer Engineering [Spl. in Artificial Intelligence & Machine Learning]
B.Tech. - Information Science and Engineering [Spl. in Artificial Intelligence & Robotics]
B.Tech. - Information Science and Technology [Spl. in Artificial Intelligence & Data Science]
B.Tech. - Civil Engineering
B.Tech. - Civil Engineering [Spl in Infrastructure Development]
B.Tech. - Civil Engineering [Spl in Smart Cities]
B.Tech. - Electrical & Electronics Engineering
B.Tech. - Electrical & Electronics Engineering [Spl in Automotive Electronics]
B.Tech. - Electrical & Electronics Engineering [Spl in Power & Energy Systems]
B.Tech. - Electronics and Communication Engg
B.Tech. - Mechanical Engineering
B.Tech. - Mechanical Engineering [Spl in Additive Manufacturing]
B.Tech. - Mechanical Engineering [Spl in Mechatronics]
B.Tech. - Petroleum Engineering
M.Tech. - Artifical Intelligence
M.Tech. - Data Science
M.Tech. - Embedded System & VLSI
M.Tech. - Building & Construction Technology
M.Tech. - Product Design & Development

SCHOOL OF LAW
BBA LL.B. [Hons.]
BA LL.B. [Hons.]
B.Com LL.B. [Hons.]
LL.M. - Intellectual Property Rights (IPR)
LL.M. - Technology Law

SCHOOL OF DESIGN
B. Des. - Product Design
B. Des. - Game Design
B. Des. - Communication Design
B. Des. - Space Design
B. Des. - Fashion Design
B.Sc. - Multimedia (VFX, SFX & Gaming)

SCHOOL OF MANAGEMENT
BBA
BBA (E-Commerce & Supply Chain Management)
BBA (Financial Technology)
BBA (Digital Marketing)
BBA (Business Analytics)
BBA (Aviation Management)
MBA [Dual Major]
[Spl. in Finance, Marketing, Human Resource Management, Operations and Supply Chain Management, Business Analytics, Digital Transformation]
MBA (Logistics & Supply Chain Management)
MBA (Business Analytics)
MBA (Digital Marketing)
MBA (E-Business Management)

SCHOOL OF INFORMATION SC.
BCA
BCA [Augmented Reality and Virtual Reality]
BCA [Gaming and Graphics]
B.Sc. - Data Science [Comp. Sc., Statistics Mathematics]

SCHOOL OF COMMERCE
B.Com [Professional] [Spl. In Banking & Finance / Corporate Accounting & Taxation]
B.Com [Hons.] [Spl. In Corporate Accounting with CMA-US / Business Analytics]
B.Sc. - Economics (Economics, Statistics, Mathematics)

SCHOOL OF MEDIA STUDIES
BA - Journalism and Mass Communication (Journalism, Psychology, Pol. Sc)

CET/DCET CODE : E237 | M.TECH – T983 | PGCET CODE : MBA – B349 | admission@presidencyuniversity.in
SCAN THE QR CODE TO VISIT THE CAMPUS
ADMISSIONS OPEN 2021-22 +91-90220 92222
presidencyuniversity.in | Presidency University, Itgalpur, Rajanakunte, Yelahanka, Bengaluru 560064
INTEREST FREE EDU. LOAN FACILITY

INSIDE

INDIA TODAY BEST COLLEGES 25 YEARS

INDIA TODAY GROUP–MDRA SURVEY, 2021

38 ARTS
GOING THE EXTRA MILE

46 SCIENCE
THE SECRET FORMULA

54 COMMERCE
THE BIZ WHIZ

64 MEDICAL
THE SAVIOURS

70 DENTAL
THE ENAMEL SPIRIT

76 ENGINEERING
AHEAD OF THE CURVE

91 ARCHITECTURE
BUILDING THE FUTURE

98 LAW
RAISING THE BAR

102 MASS COMMUNICATION
GETTING MEDIA SAVVY

116 HOTEL MANAGEMENT
DISHING OUT THE BEST

124 BBA
MINDING THEIR BUSINESS

132 BCA
PROGRAMMED TO EXCEL

138 SOCIAL WORK
THE SERVICE MOTIVE

142 FASHION
WEFT WARRIORS

INDIA TODAY MAGAZINE INSIGHT

Presenting India Today Insight

For sharp analysis on topical issues by the editors of INDIA TODAY, log on to www.indiatoday.in/india-today-magazine-insight

Why the job market will remain bleak

by M.G. Arun

The reopening of the economy will bring some lost jobs back but, fearing a third Covid wave, firms remain cautious on the hiring front

https://bit.ly/3zS4LSs

How the BJP is fixing its divided house in UP

by Ashish Misra

The party is overhauling its state organisation and has called for a truce among the warring factions

https://bit.ly/3jeGIqK

Are the BJP and Shiv Sena heading for a reunion?

by Kiran D. Tare

The BJP needs to secure its fortunes in Maharashtra before the 2024 Lok Sabha election while the Shiv Sena leaders want the central investigative agencies off their backs

https://bit.ly/3j6EYjr

The financial burden of Covid care

by Shwweta Punj

Millions of Indians find themselves in debt over medical expenses for their own or their family's Covid-19 treatment

https://bit.ly/3d6ldF1

Ashutosh Gowariker on why he can never escape *Lagaan*

by Suhani Singh

On *Lagaan*'s 20th anniversary year, the filmmaker talks of how all his films since have been compared to the epic

https://bit.ly/3xPumcG

HINDUSTAN
INSTITUTE OF TECHNOLOGY & SCIENCE
(DEEMED TO BE UNIVERSITY)

Dr. K.C.G. VERGHESE
Founder Chairman
1940 - 2006

HITSEEE2021
Delivering Excellence with Futuristic Careers

10 SCHOOLS OFFERING MORE THAN 100 PROGRAMMES
Industry relevant and flexible curriculum with option for add-on Honours and Minors Certification

B Tech / B Arch / B Des Admissions (2021 - 22)

ADMISSIONS OPEN
APPLY ONLINE
AICTE, CoA, Bar Council Approved

Awards & Rankings

MHRD Category II University with Gradient Autonomy
nirf Ranked 107 - Engineering 20 - Architecture in All India Category 2020
A NAAC
5 NBA
ARIIA ATAL RANKING OF INSTITUTIONS ON INNOVATION ACHIEVEMENTS Ranked Among the Top 25 Private Universities & Deemed to be Universities
E-LEAD
QS I-GAUGE INDIAN UNIVERSITY RATING GOLD
THE IMPACT RANKINGS

Special Scholarship Schemes *Conditions Apply
- Adopt a COVID Warrior Ward
- COVID Frontline Warriors Scholarship
- Meritorious & Need Based Students Scholarship

HITS Placement Records

750+	₹20 Lac per annum	150+
Offers by Top Companies	Highest Salary Package	Companies Visits

8668090692 / 8668093936
Scan Here to Apply

Engineering | Aviation | Management | Law | Architecture | Design | Liberal Arts | Applied Sciences | Communication | Health Sciences

REGD. & ADMIN OFFICE: No 40. G.S.T Road, St. Thomas Mount, Chennai - 16, Tamil Nadu Ph: +9144 2234 2155 / 0980 / 1389 / 2508
Email: info@hindustanuniv.ac.in Toll Free: 1800 425 44 38

www.hindustanuniv.ac.in
Follow us on :

INTERNATIONAL INSTITUTE OF HOTEL MANAGEMENT

I.I.H.M
INTERNATIONAL INSTITUTE OF HOTEL MANAGEMENT
iihm.ac.in

IIHMHotelSchool

KOLKATA NEW DELHI HYDERABAD BANGALORE GOA PUNE JAIPUR AHMEDABAD BANGKOK SAMARKAND

BEST HOSPITALITY EDUCATION BRAND 2020* & FORBES GREAT PLACE TO STUDY
*By Economic Times

"GREAT INDIAN INSTITUTE" Forbes

IIHM GLOBAL CAMPUS

THE WORLD'S FIRST IT ENABLED HOSPITALITY PLATFORM CONNECTING OVER 50 COUNTRIES

50 countries signs IT Global Connect Manifesto at the new IIHM Global Campus : The biggest ever gathering of Culinary Schools and Mentors

I.I.H.M
INTERNATIONAL INSTITUTE OF HOTEL MANAGEMENT

LOVE HOSPI-TALITY #BounceBack

"I've never seen an event of the scale and complexity of IIHM's YCO21 in the culinary field or even in films! With YCO21's success, Dr Suborno Bose and IIHM have signalled the 'BOUNCE BACK' of the entire Hospitality Industry, globally."
Chef Sanjeev Kapoor

IIHM 28 YEARS OF GLOBAL LEADERSHIP

PUNEET CHHATWAL
CEO & MD, Taj Group
"I would like to wish Dr Bose & his team all the possible success in future. Thank you Dr Bose for great leadership that you have demonstrated with IIHM for the Hospitality Industry."

VISHESHWAR RAJ SINGH
VP & GM, The Oberoi
"IIHM is one of the most fabulous institutions from which The Oberoi group has been getting students over the years. The quality of training & quality of students produced by IIHM is second to nothing!"

CELEBRITY CHEF RANVEER BRAR
IIHM Brand Ambassador
"The foundation of this amazing institution was laid with a vision of world-class Hospitality Education. IIHM makes you a mini CEO!"

ATUL BHALLA
Area Manager, West, ITC Hotels
"Many congratulations while you celebrate 28 years of Global Leadership at IIHM. You guys have become the benchmark in Hospitality Education."

UNWTO
Anita Mendiratta, Special Advisor to UNWTO Secy-Gen

UNITED NATIONS' WTO CONGRATULATES IIHM FOR CHAMPIONING THE SPIRIT OF HOSPITALITY ACROSS THE WORLD

IHC

Rory Hunter, Executive Principal at Capital City College Group
IIHM has shone like a bright beacon across the World of Hospitality. I have been incredibly impressed with your vision and impact to change so many young people's lives across the World.

Michelin Star Chef Chris Galvin, London, UK
I would readily employ IIHM students in a flash of an eye because as an Institute they pay attention to detail.

"IIHM IS THE NEW BENCHMARK IN HOSPITALITY EDUCATION."

-Padmashri Chef Sanjeev Kapoor

CBSE board exams cancelled

FROM PAGE 1

Nearly 14 lakh students had registered for the Class 12 exams.

Congress leader Priyanka Gandhi Vadra had on Monday written to education minister

"I can say with full conviction that the CBSE could have

Academic Usha Ram said schools

#CBSEcancelled #eCHATonSchedule #June26 #June27

Don't let cancelled exams stop you from a successful Career. Take eCHAT, IIHM's Online Hospitality Admission Test, safely from your home.

IIHM VISION ADMISSION

#MoreThanMarks

World-Class Hospitality Education where People Skills and Attitude matter More than Marks.

"Hospitality Industry is Indispensable and Critically Vital to the World Economy. Hospitality is not just scripting the future of jobs, or doing good, but it's scripting the Future of Humanity."

Prof. David Foskett, MBE
IIHM's Professor of Eminence, and Hospitality's most respected Educator, whose books are read and studied in over 150 countries.

JOIN IIHM. TAKE IIHM eCHAT HOSPITALITY ADMISSION TEST FROM YOUR HOME
WhatsApp : 98310 50000
Toll Free : 1800 103 8586
26 & 27 JUNE

eCHAT HOME ONLINE
COMMON HOSPITALITY ADMISSION TEST
echat.elink.in

I.I.H.M
INTERNATIONAL INSTITUTE OF HOTEL MANAGEMENT

"ONE OF THE WORLD'S BEST HOTEL SCHOOLS"
HAILED BY 50 COUNTRIES

echat.elink.in
SCAN OR CODE OR GO TO LINK

IIHM ADMISSIONS 2021

APPLY NOW!
REGISTER/LOG IN NOW AT
iihm.ac.in

TALK TO A MENTOR
FREE PHONE : 1800 103 8586
LANDLINE : 033 2357 7663/64
MOBILE : 98312 59414/16
WhatsApp : 98310 50000

IIHM KOLKATA CAMPUSES
IIHM GLOBAL CAMPUS
PLOT 3 & 4, BLOCK DM, SECTOR V, SALT LAKE, KOLKATA - 700 091

IIHM INDISMART CAMPUS
X-1, 8/3, BLOCK EP, ELECTRONICS COMPLEX, SECTOR V, SALT LAKE, KOLKATA - 700 091

MUMBAI POLICE: CLOSE ENCOUNTERS
PG 18

UPFRONT

COURTS AS COUNTERPOISE
PG 24

SONU MEHTA/GETTY IMAGES

RISING COSTS
Bikes being fuelled at a petrol pump near Feroz Shah Kotla stadium, New Delhi

INFLATION

A PRICE DAMPER ON GROWTH

By M.G. Arun

Rising inflation is tricky in many ways. When food and fuel prices rise beyond a particular threshold, it creates a public outcry and puts governments on the back foot. Inflation in commodity prices like steel and cement hurts industries that use them as inputs, but the manufacturers of those commodities gain. In the current context, farmers, who might have benefited from the high food prices, are instead in trouble because of soaring input costs. Wary that inflation may surge past its targeted ceiling of 6 per cent, the RBI (Reserve Bank of India) has decided not to cut interest rates, which has consequences for overall economic growth.

High fuel costs and rising prices of manufactured goods took India's wholesale price index (WPI) inflation to a record high of 12.94 per cent on a year-on-year basis in May. That high figure is also on account of what economists call the 'low base effect' (this number is in comparison to the same time last year, when WPI inflation was at (-)3.37 per cent).

Retail inflation, measured by the Consumer Price Index (CPI), rose to 6.3 per cent in May on the back of higher food and energy prices, up from 4.29 per cent in April. Notably, the pace of wholesale inflation has been higher than retail inflation,

showing that the increase in international commodity prices is nudging up India's WPI inflation, says a note from Care Ratings.

CPI inflation in food and beverages rose to a six-month high of 5.2 per cent this May compared with 8.3 per cent in May last year. Inflation has been markedly high in proteins (meat, eggs and pulses) and edible oils. Edible oil has witnessed record inflation, rising to 30.8 per cent in May, in step with a sustained increase in international prices; India depends heavily on imports to meet demand for edible oils. Currently, a litre of sunflower oil costs Rs 195 in Delhi, against Rs 128 a litre in June last year. Pulses have also become more expensive, with the maximum increase witnessed in another staple, tur dal, which is up 15 per cent since the same time last year. This has been blamed on supply disruptions due to local lockdowns, and even hoarding. Meat prices have risen 9 per cent year-on-year, and egg prices 15 per cent due to increased consumption, supply constraints and a rise in global feed prices.

"The upward trajectory in CPI inflation may moderate over the next few months with the tapering of lockdown restrictions and [the consequent easing of] supply constraints," says Suman Chowdhury, chief analytical officer, Acuité Ratings & Research. "We also don't see any immediate response from the RBI on the inflation front, given the priority accorded to the revival of growth." However, the government may need to take measures to control food and fuel inflation to mitigate long-term risks, he adds.

Inflation in fuel rose to 11.6 per cent in May, a nearly nine-year high. On June 21, in Mumbai, petrol and diesel cost Rs 103.36 and Rs 95.44, respectively, with the prices in Delhi at Rs 97.22 and Rs 87.97, respectively. Central and state taxes comprise 60 per cent of the retail price of petrol and over 54 per cent of diesel. The rises are also in tandem with the movement of international crude prices, which is currently above $70 a barrel. Higher fuel costs have also led to higher transport costs, boosting inflation in other sectors.

Manufactured goods are also seeing high inflation. In May, inflation soared to 10.8 per cent, compared with 9 per cent in April and a deflation of 0.3 per cent in May 2020. While this has helped firms manufacturing goods like steel, this is not good news for smaller units that depend on them for their raw materials. Basic metals, which have the highest weightage of 9.65 per cent in the WPI index, recorded double-digit inflation of 27.6 per cent this month.

The general concern is that the worst is still not behind us—experts predict that WPI inflation will remain above 10 per cent in the next few months. And that is not good news for Indian consumers. ■

THE PRICE WHAMMY

The runaway increase in the prices of essentials will inevitably hit consumption, with knock-on consequences for economic growth

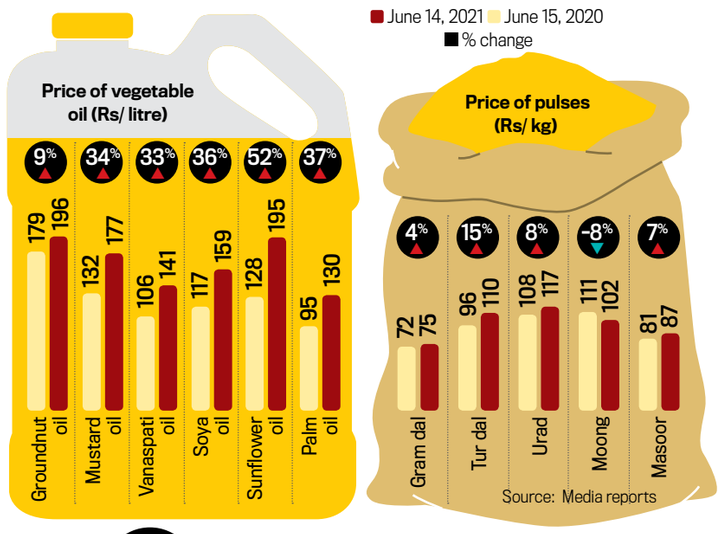

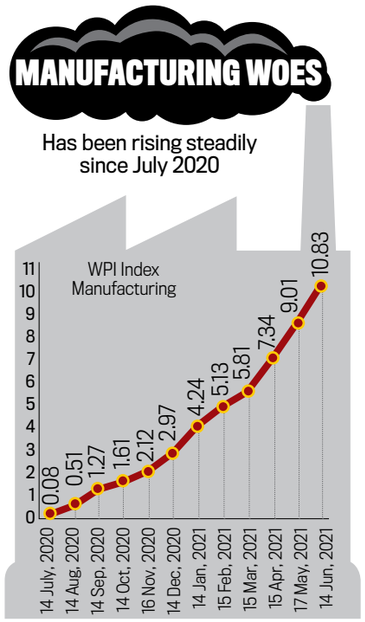

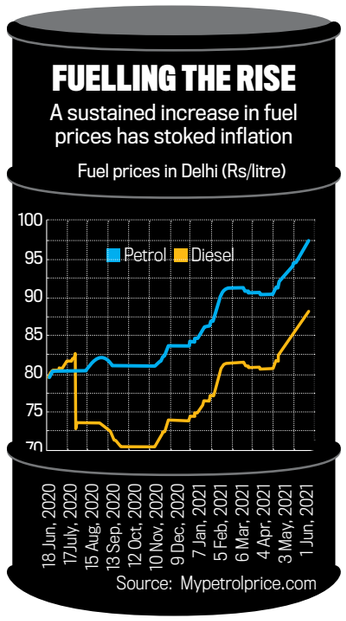

Source: Investing.com; Figures in per cent

Graphic by TANMOY CHAKRABORTY & ASIT ROY

Illustration by SIDDHANT JUMDE

GLASSHOUSE

GUNNING FOR THE TOP

Three closed-door meetings between Nationalist Congress Party (NCP) chief **Sharad Pawar** and political strategist **Prashant Kishor** have triggered speculation about the formation of a third front at the national level. The meetings, one held in Mumbai and the other two in Delhi, were set up by Lok Sabha MP and Pawar's daughter Supriya Sule. Meanwhile, there is trouble brewing in the state. The NCP has started projecting Sule as Pawar's political heir and future chief minister. This hasn't gone down well with the **Ajit Pawar** camp. The ambitious deputy chief minister is widely seen as Pawar's heir in state politics. Perhaps Kishor needs to work on the Pawar family first.

A STITCH IN TIME

The Congress's Bihar in-charge **Bhakta Charan Das** recently made a quick visit to Patna. Party leaders in the state said the purpose of the visit was to join the celebrations for Rahul Gandhi's birthday, but the word on the street is that Das held one-on-one meetings with the party's 19 MLAs following rumours that the JD(U) was trying to poach Congress MLAs in Bihar. Das is believed to have returned satisfied, mission apparently accomplished.

–Sandeep Unnithan with Kiran D. Tare, Romita Datta, Amitabh Srivastava and Ashish Misra

ANI

A CHAIR FOR MUKUL

Mukul Roy, who recently returned to the Trinamool Congress after defecting to the BJP in 2017, will likely soon be named chairman of the Public Accounts Committee of the West Bengal assembly. As per convention, the coveted post usually goes to an opposition leader. But there's a catch—Roy is yet to resign formally and continues to be a BJP MLA in the assembly records. The TMC has been here before—in 2016, the party had given defecting Congressman Manas Bhunia the same post and to Shankar Singha in 2017.

Holding Fire

Five months ago, the BJP inducted former IAS officer and PMO official **Arvind Kumar Sharma** as a party MLC in Uttar Pradesh. Sharma was tipped for a major role in the government but, after a long wait, was appointed vice-president–one of 17 others–in the state unit. So, what happened? It seems the party didn't want to risk another power centre by bringing him into the government. Quite an anti-climax.

MUMBAI POLICE

THE HUNTERS BECOME THE HUNTED

By Kiran D. Tare

ANI

MANDAR DEODHAR

TRIGGER HAPPY
Pradeep Sharma at the NIA court; a forensics team examines the bomb-laden SUV found near the Ambani residence

On June 18, Pradeep Sharma, encounter specialist-turned-politician, was produced in a special court by officers of the National Investigation Agency (NIA). This was in connection with the murder of a businessman, Mansukh Hiran, a prime witness in the 'Bombgate' case, where a vehicle with explosives inside was found abandoned near Reliance Industries chairman Mukesh Ambani's residence on February 25.

The NIA was seeking Sharma's custody, but the 59-year-old former police officer, who has weathered many a storm in his controversial career, put up a spirited defence. His lawyer, Sudeep Pasbola, was present in the courtroom but Sharma sought permission from the judge to speak. "*Lok kaamasathi majhyakade yetat*. Likes *milavanyasathi majhyabarobarcha photo social media var taaktaat* (People approach me for help. A photo with me gets them more 'likes' on social media)," he told the court in chaste Marathi while trying to suggest that co-accused Santosh Shelar (who has allegedly named Sharma as a conspirator in the Hiran murder case) was trying to divert attention by using his name because he was "a celebrity". Shelar was allegedly present in the red Tavera car in which Hiran was killed on March 4. A close confidant of Sharma, Shelar has been in regular touch for the past 12 years.

Hiran was found dead on March 5 in the Thane creek at Mumbra, 45 km north of Mumbai. The NIA claims Sharma hatched the 'conspiracy' and later recruited two history-sheeters, Manish Soni and Satish Mothkuri, to get rid of Hiran. The Thane-based businessman was reportedly smothered to death in a running car, a red Tavera.

Incidentally, four months after 'Bombgate' broke in February, there is still no clarity on the motive. What we know is that Sachin Vaze, a police officer who has since been dismissed and ex-colleague of Sharma, planted the explosives. Hiran, a friend of Vaze's, was allegedly killed because his light green Scorpio was used in the operation and they didn't want it traced back to them.

Along with Sachin Vaze, Pradeep Sharma's arrest in the 'Bombgate' case suggests it's the end of the line for the famed encounter specialists of Mumbai Police

Sharma was at his farmhouse in Lonavala near Pune when an NIA team swooped in early in the morning on June 18. A week earlier, they had arrested Shelar and his friend Anand Jadhav in connection with Hiran's murder. "After Hiran's murder, they (Soni and Mothkuri) contacted Pradeep Sharma and Sachin Vaze," special public prosecutor Sunil Gonsalves told the NIA court on June 18. "The question is: why did the murderers contact an ex-cop (Sharma) and a serving policeman (Vaze)?" Sharma acknowledges that he has known Shelar for over 12 years as an "informer" but denied any role in Hiran's killing. He claimed in court that his arrest was the result of a factional feud in the Mumbai Police. The court sent him to NIA custody till June 28.

Pradeep Sharma is more of a legend than perhaps any other Mumbai Police officer. There was a time when he and his key lieutenants, Vaze and Daya Nayak, were more influential in the force than even the city commissioner. Today, the last members of the so-called 'encounter specialists' are struggling to escape the clutches of the law. The careers of Sharma, Vaze and Nayak have some stark similarities. Once praised as heroes for taking on and eliminating many of Mumbai's high-profile gangsters, they were all later dismissed from the force for alleged misdemeanours.

A decade later, they all made comebacks only to get into trouble again. Nayak and Sharma returned to the force in 2012 and 2017, respectively, after the courts cleared them of any wrongdoing. Vaze was reinducted on the recommendation of a committee headed by then Mumbai police commissioner Param Bir Singh in June 2020. While Sharma and Vaze are the prime suspects in 'Bombgate', Nayak, who has maintained a low profile since his return in 2012, is facing an inquiry into his allegedly 'forged' degree certificates. While joining the force, he had produced certificates claiming that he was a graduate. Now, with retirement close at hand, the home department alleges the certificates are fake.

Sharma has also been dabbling in politics. He contested the assembly election in October 2019 on a Shiv Sena ticket from Nalasopara. He lost by over 40,000 votes but is said to have won over Chief Minister Uddhav Thackeray for putting up a good fight.

The rise and fall of Sharma and his band of shooters tells the story of how an officer can dictate terms and drag the entire force down with him. Sharma, incidentally, owns the record for the maximum number of 'encounters'—113 people of 'ill repute' have fallen to his bullets. On the flip side, he is also accused of contract killing for both ganglords, bitter rivals Chhota Rajan and Dawood Ibrahim.

At some point, Sharma's team also became law unto themselves. Nothing illustrated this better than an incident in 2003 when Khwaja Yunus, a suspect in the BEST bus blast case at Ghatkopar, Mumbai, reportedly died while he was in Vaze's custody. The Bombay High Court is currently hearing a petition by Yunus's family in this regard. Sharma and Vaze allegedly stage-managed an incident to show that Yunus had escaped from their custody while being taken to his hometown, Parbhani. Yunus—or his body—still hasn't been traced.

Eventually, Sharma's juniors ended up paying the price for their actions while he himself escaped with minor censures. In 2006, Sharma allegedly led a fake encounter in which a criminal, Ramnarayan Gupta alias Lakhan Bhaiyya, an aide of the don Chhota Rajan, was killed. Sharma's team reportedly abducted him from Vashi in Navi Mumbai and shot him in Versova, a north Mumbai suburb. While Sharma got away with a not guilty verdict in the case, 13 members of his team were sentenced to 14 years' imprisonment in 2013.

Former Mumbai Police commissioner Anami Roy attributes the rise of Sharma and his cohorts to a lack of discipline in postings, weak leadership at the top and the "glorification" of certain officers. "Every police officer should have experience working in stations as well as branches. If you let them continue in a specific branch, they get a larger-than-life aura, resulting in all sorts of bad consequences." ■

RANJAN RAHI

LOK JANSHAKTI PARTY

LAW OF DIMINISHING RETURNS

By Amitabh Srivastava

Hanuman ko agar madad maangni pade Ram se toh phir Hanuman kahe ke aur Ram kahe ke (Hanuman should not have to beseech Ram to help)." That remark on June 16 by Lok Janshakti Party (LJP) leader Chirag Paswan—when asked if he'll approach his Ram (read: PM Narendra Modi) for help—was possibly an appeal wrapped in youthful bravado. In other statements following uncle Pashupati Kumar Paras's manoeuvre to replace him as the party's leader in the Lok Sabha, Chirag has shown histrionic range in either affecting hurt about "the BJP's silence" or even playing the aggressor by hinting vaguely at alternative alliances.

It was on June 13 that five of the six LJP MPs met Lok Sabha Speaker Om Birla and asked that Paras, the younger brother of Chirag's late father Ram Vilas Paswan, be designated the party's new leader in the House. Of the five, Paras and Prince Raj have blood relations with Chirag. The other three rebels are Chandan Singh, Veena Devi and Mehboob Ali Kaiser. Chirag, 38, is the sixth LJP member in the Lok Sabha.

Challenges at home

Although the group did have the numbers, the way the speaker's office notified Paras as the new LJP leader in the Lok Sabha within a day indicates Chirag's slide ever since the demise of his father last October and the LJP rout under his leadership in the Bihar assembly poll.

Although Chirag had sworn allegiance to the prime minister by describing himself as Modi's 'Hanuman', the LJP contested the Bihar election outside the NDA fold due to Chirag's sharp differences with Bihar chief minister Nitish Kumar and his Janata Dal (United). When Chirag launched his tirade against Nitish in the election campaign, BJP leaders refrained from attempts to restrain him, triggering speculation that the BJP had a tacit understanding with Chirag to undermine the JD(U). The question posed to Chirag at his June 16 press conference was in this context. Chirag's reply perhaps suggested that the law of diminishing returns had hit his equations with India's ruling party.

As of now, Paras seems to have won round one in the unfolding LJP turf war. Chirag refused to surrender after his efforts at a rapprochement failed. Paras also got himself elected as the LJP president, which Chirag has contested besides suspending the five party MPs. The two factions have taken their battle to the Election Commission, jostling for control of the party and its election symbol. Chirag is also set to launch a Bihar Yatra on July 5 from Hajipur, the Lok Sabha constituency his father Ram Vilas Paswan won nine times and is currently represented by Paras.

ANI

FEUD IN THE FAMILY Pashupati Kumar Paras (left) being declared the new LJP president in Patna; Chirag Paswan speaks to the media

A wrong turn?

The recent developments have raised critical questions about Chirag. Once billed as a promising young politician, has he squandered the legacy of his father, who founded the LJP in 2000? Or were Chirag's ambitious moves in the run-up to the 2020 Bihar assembly election a political gamble that failed? Chirag maintains that his decision to break away from the NDA had his father's approval, but political observers in the state disagree—they think Chirag's confrontationist line is not consistent with Paswan Sr's political convictions and practice.

Ram Vilas, who served in the Union cabinet under various governments, was successful because he showed great flexibility in making friends across the political spectrum. Starting as a central minister in 1989 in the V.P. Singh government, Ram Vilas effortlessly straddled political divides. The LJP's Lok Sabha strength never touched double digits, but his personal stock as a politician was disproportionately high. Ram Vilas won hearts with his warmth and personal touch. His friends praised his political acumen to make accurate readings and even his worst critics did not have much to say against him. Acrimony was not a part of the senior Paswan's political grammar.

Chirag's approach has been quite the opposite. His ambition drove him towards a head-on collision with Nitish in the Bihar election, and he made powerful enemies in the bargain. Playing the waiting game, the JD(U) is believed to have backed Paras and his team to marginalise Chirag; and the BJP, apparently unwilling to annoy a power ally after its recent defeat in West Bengal, appears to have decided to look the other way.

RAM VILAS'S DEATH, THE BIHAR POLL ROUT AND NOW THE TURF WAR HAS PUSHED THE PASWANS AND THEIR LJP TO THE BRINK

If Ram Vilas remained relevant in Bihar politics over the years, it was because he was a man of alliance always counted on to bring in the (5-6 per cent) Paswan community vote. He was acutely aware of the limitations of his vote bank, which explains why he always contested elections in alliance. When he tried, in 2005, to stay unattached to both the BJP and the Congress, his party split. Ram Vilas focused on his political prospects in Delhi, never trying to challenge Nitish or the RJD's Lalu Prasad for the top job in Bihar.

House in disarray

Chirag, however, has not followed his father's script. By fielding candidates, the LJP cost the JD(U) several seats in the Bihar election, relegating Nitish's party to the second position in the NDA. The JD(U) contested 115 of the total 243 seats but won only 43. The BJP won 74 of its 110 seats. Chirag succeeded in hurting the JD(U), but it turned out to be a double-edged sword for him and his party. The LJP fielded 135 candidates but won only one seat. In April this year, the party's lone MLA in the state assembly, Raj Kumar Singh, defected to the JD(U), leaving the LJP unrepresented in the state assembly.

Tensions between Paras and Chirag had been simmering for a while. The articulate Chirag has never been at ease with Paras. The old-school politician was seen as the LJP second-in-command till the emergence of Chirag in the 2014 Lok Sabha election changed the pecking order in the party. After the 2019 general election, the Paswan family had a wide representation in Parliament. While Ram Vilas was in the Rajya Sabha, his brothers Pashupati Paras and Ram Chandra Paswan and son Chirag were in the Lok Sabha. When Ram Chandra died in July 2019, the Paswans helped his son Prince win the Lok Sabha seat in the bypoll. But now, it's a house divided, and the party is precariously close to political irrelevance. ■

BOOKS

THE LESSONS NOT LEARNED

By Sandeep Unnithan



FULL SPECTRUM
India's Wars 1972-2020
By Arjun Subramaniam
HARPERCOLLINS
₹899; 390 pages

Writings on the military history of India broadly fall into three categories—accounts of single wars, biographies and government histories. Academic histories of India's myriad post-Independence conflicts have rarely been attempted. This is what makes Arjun Subramaniam's *Full Spectrum* refreshingly different. The author, an accomplished fighter pilot and retired Air Vice-Marshal turned military historian, turns his sights on doing an all-encompassing sweep of India's military operations over the past half a century—from counter-insurgency in Punjab and Kashmir and the single-theatre Kargil War to the ongoing standoff with China in eastern Ladakh. It is a sequel to his well-received 2016 book *India's Wars: A Military History 1947-1971*. Read together, both books cover all of India's post-Independence conflicts and are thus must-reads for scholars and general readers alike.

Subramaniam is a natural storyteller with an eye for granular detail. His accounts of military operations are dispassionately told and described in meticulous detail from the perspective of the participants.

The encyclopaedic sweep of the book is its greatest strength, but also a weakness. The operations are not covered in the detail that many of them deserve. The *Full Spectrum*, though, makes up for the two glaring omissions the first book was guilty of—an account of the insurgencies in the states of Nagaland and Mizoram and the 1967 India-China border clashes in Cho La and Nathu La. His latest vividly describes the Indian Army's progressive descent into bruising deployments in counter-insurgency and counter-terrorism. At one point in the late 1980s, the army was stretched thin on three points of the compass, simultaneously fighting Naga insurgents in the Northeast, terrorists in Punjab and the LTTE (Liberation Tigers of Tamil Eelam) in Sri Lanka.

One might wonder, though, if the armed forces learned any lessons from these operations at all. Punjab was India's first brush with urban terrorism, yet there has been no strategic and operational analysis of secessionist terrorism in Punjab. Consequently, the impact Punjab has had on the contours of the terrorism and proxy war in Jammu & Kashmir rarely figures in current discussions on the subject.

One reason for this, as Subramaniam rightly points out, is fractured civil-military relations and lack of political interest in military strategy. This has resulted in a lack of congruence between policy, strategy and doctrine in areas of national security and the study of war and conflict.

The book arrives at a time when the Indian armed forces are on the cusp of significant military reform—the appointment of a chief of defence staff, the creation of joint theatre commands and a retooling to fight future wars. While militaries have frequently been accused of preparing to fight the last war, they haven't seemed to have learned any lessons from them. Many of the present reforms owe their origin to committees set up after the 1999 Kargil War.

Subramaniam describes Kargil as a costly victory and the jointmanship between the Indian Air Force (IAF) and army as "sub-optimal". "In retrospect, though airpower contributed significantly towards conflict termination, a golden opportunity to pave the way for truly integrated operations in mountainous terrain was lost," he writes. Nearly two decades later, with the Indian armed forces facing a bigger, better-prepared adversary across the Himalayas, these are questions that demand answers. And the answers, as the author alludes to in *India's Wars*, could be uncomfortable ones. Subramaniam describes the inability of the Indian armed forces to build on years of experience fighting air-land battles in Burma (now Myanmar) during World War II and mountain and valley warfare in the North-West Frontier Province. All these wars, Subramaniam notes grimly, have remained historical narratives. "Not analysing campaigns and building on experience gained has remained a weak area with both the Indian Army and the IAF over the last eight decades," he writes. It would be truly alarming if this continued to be the case. ■

MANIPAL UNIVERSITY
JAIPUR
(University under Section 2(f) of the UGC Act)
INSPIRED BY LIFE
A+ NAAC
NAAC A+ GRADE WITH 3.28 SCORE

ADMISSIONS OPEN 2021-2022

68 YEARS of Established Legacy of Manipal Education
485+ Highly Qualified & Experienced Faculty
9000+ Students
2.47 MILLION Sq. Ft Built Up Area
Upto ₹ 3 CRORES Worth Scholarships for Meritorious & Deserving Students
EXCELLENT Internships & Placement Opportunities

UG, PG & PhD PROGRAMS OFFERED IN
ENGINEERING | MANAGEMENT | BASIC SCIENCES | COMPUTER APPLICATIONS | LAW
HOTEL MANAGEMENT | ARCHITECTURE & DESIGN | HUMANITIES & SOCIAL SCIENCES
BUSINESS & COMMERCE | JOURNALISM & MASS COMMUNICATION

M.Tech. Programs
Scholarship/Stipend of ₹ 5000 to ₹ 15000 per Month

State-of-the-Art Learning & Resource Centre
Member of DELNET, INFLIBNET, e-ShodhSindhu, ShodhGanga, British Council, Current Science, Indian Academy of Social Sciences, and American Library.

World Class Sports, Health and Fitness Facilities
Outdoor & Indoor Sports Facilities, Health Clinic, Swimming Pool, Gymnasium etc.

Placements - 2020-21
Total offers: 1210+

SOME OF OUR MAJOR RECRUITERS IN 2020-21

For Admission Scan this QR Code
For Virtual Tour Scan this QR Code

High-End Research Facilities
Sophisticated Analytical Instrumentation Lab , Central Analytical Facility , Multi-Scale High-End Computing Facility , Dassault-CATIA lab and many more.

Holistic Development of Students
Student Clubs : 65+

Global Exposure to Students & Faculty Members
National & International Collaborations with Institutes and Universities: 100+

Spirit of Entrepreneurship Development
Entrepreneurship Cell
Startups incubated : 49
Atal Incubation Centre

Dehmi Kalan, Jaipur-Ajmer Expressway, Jaipur, Rajasthan - 303007
0141-3999100 (Ext. 257/142/297/301)
Follow us on :
jaipur.manipal.edu | 1800 1020 128

SANJAY HEGDE

GUEST COLUMN

Courts as Counterpoise

When a seemingly atrophied organ shows signs of movement, physicians wonder if it was just a passing spasm. A Supreme Court that recently looked away from migrants walking home and various other administrative disasters arising from the management of the Covid pandemic recently held the government's vaccine policy to be "prima facie arbitrary". Similarly, the courts have displayed a previously unseen scepticism about overbroad application of the sedition law and the UAPA against dissenters. Ex-supercop Julio Ribeiro has gone so far as to call this interventionist phenomenon the Ramana effect—the underlying assumption being that Justice N.V. Ramana's appointment as the Chief Justice of India, on April 24, has somehow unshackled the judiciary.

If recent pronouncements in the courts have received public admiration, the credit cannot reasonably be attributed to the Chief Justice alone. Those judgments and orders have not been authored by Ramana; he was not even on those benches. Since assuming office, the Chief Justice seems to have concentrated more on judicial administration, while the Supreme Court was in vacation. His judicial legacy as CJI is as yet an unwritten chapter. Besides, CJI terms in office rarely stretch beyond a year or two. There is no question of a chief justice imposing an enduring personal stamp on the institution, like an Earl Warren or John Roberts. Many a newly sworn chief justice of India has had an all-too-brief honeymoon before administrative drudgery and official ceremonies conspired to wear down the initial promise. The adjudication of Chief Justice Ramana's place in the judicial pantheon should, therefore, be put off for another day.

While the courts will allow governments a lot of play in the joints, they will not overlook a crippled response

What is on show—and must be commended—however is his apparent style of leading from behind. Unlike his predecessor, who took upon himself the task of hearing and deciding sensitive matters of public interest, CJI Ramana has chosen to delegate sensitive matters to other senior judges. Covid matters, for example, earlier heard by CJI Bobde along with Justices Nageshwar Rao and Ravindra Bhat, were assigned to a bench where Justice D.Y. Chandrachud substituted for Justice Bobde after his retirement while the other judges remained unchanged. The Chief Justice has wisely refrained from making the court all about himself and has simply chosen to be first among equals.

One must also bear in mind that the government's performance on the pandemic front has left it vulnerable to greater public scrutiny and criticism. With Parliament not in session and silent during the pandemic, it is only the courts that stand as a constitutional organ of scrutiny. Their questioning of the government, auditing its claims and suggesting remedial measures for distress are being instantly relayed via live tweets and blogs, to shape and form public opinion. While the courts are largely protective of the status quo and resist invitations to get into political thickets, they are equally conscious of public censure when their restraint is seen as abdication of their constitutional duty as sentinels on the qui vive.

While incumbent governments keep pointing to a *lakshman rekha* that courts may cross only at peril of being charged with judicial overreach, there are judges like Justice A.K. Ganguly who pointed out, during the 2G hearings, that Ravana would never have been slain had Sita not crossed the line. Simply put, while the courts allow administrators a lot of play in the joints, they will not overlook a crippled response. Governments simply cannot claim that everything they do or not do is lawful and beyond legal scrutiny and expect courts to simply acquiesce in such claims. In the past 70 years of independence, Indian courts have created a rich legacy of judicial review of administrative action, which emboldens citizens and warns successor judges against inaction.

Expanding judicial review, and an increased reliance on public interest litigation, came largely as a post-Emergency response to judicial surrender during a period of dictatorship. In the past few years, while the courts have tended to shrink from dealing with a government backed by a strong parliamentary majority, the lessons of the past have not been forgotten. A faltering government that does not deliver may yet come up against a court that stands as a counter-majoritarian balancer. ■

Sanjay Hegde *is a senior advocate in the Supreme Court*

Illustration by SIDDHANT JUMDE

CHANDIGARH UNIVERSITY
Discover. Learn. Empower.
NAAC GRADE A+ ACCREDITED UNIVERSITY

AN A+ CAREER BEGINS ONLY AT AN A+ UNIVERSITY

AMONG TOP 5%
universities in India to receive the prestigious NAAC A+ from National Assessment And Accreditation Council

RANKED NO. 1 IN INDIA
as a single institution for filing Highest Number of Patents
- Office of the Controller General of Patents, Designs & Trade Marks

ONLY PRIVATE UNIVERSITY IN PUNJAB
to be accredited by NBA for Civil, Mechanical, Electrical, Electronics & Comm. Engg. & MBA

NATIONAL RECORD
for hosting Highest Number of Companies for Placements in one academic year

Mayank Arora (Batch 2017-21)
Placed in Microsoft

cucet
COMMON ENTRANCE TEST
Registrations Open for Session 2021
http://cucet.cuchd.in

Chandigarh University (CU), has been raising the bars in the arena of higher education with its exceptional academia, world-class research, and unparalleled placements. CU is a new-age university, having strategic alliances with leading corporate & international tie-ups with 308 top-ranked Universities across 65 countries. By fostering an industry-oriented academic model, we prepare our students for the dynamic professional world paving the way for a rewarding career.

CAMPUS: NH-95, Chandigarh-Ludhiana Highway, Greater Mohali, Punjab
+91 81469-47000, 1800 1212 88800 | Website: www.cuchd.in

No. 1 COLLEGES OF INDIA

STREAM	COLLEGE
ARTS	HINDU COLLEGE, *New Delhi*
SCIENCE	HINDU COLLEGE, *New Delhi*
COMMERCE	SHRI RAM COLLEGE OF COMMERCE, *New Delhi*
MEDICAL	ALL INDIA INSTITUTE OF MEDICAL SCIENCES, *New Delhi*
DENTAL	MAULANA AZAD INSTITUTE OF DENTAL SCIENCES, *New Delhi*
ENGINEERING	INDIAN INSTITUTE OF TECHNOLOGY DELHI, *New Delhi*
ARCHITECTURE	DEPARTMENT OF ARCHITECTURE & PLANNING, INDIAN INSTITUTE OF TECHNOLOGY, *Roorkee*
LAW	NATIONAL LAW SCHOOL OF INDIA UNIVERSITY, *Bengaluru*
MASS COMMUNICATION	INDIAN INSTITUTE OF MASS COMMUNICATION, *New Delhi*
HOTEL MANAGEMENT	INSTITUTE OF HOTEL MANAGEMENT, CATERING & NUTRITION PUSA, *New Delhi*
SOCIAL WORK	TATA INSTITUTE OF SOCIAL SCIENCES, *Mumbai*
FASHION DESIGN	NATIONAL INSTITUTE OF FASHION TECHNOLOGY, *New Delhi*
BBA	SHAHEED SUKHDEV COLLEGE OF BUSINESS STUDIES, *New Delhi*
BCA	DEPARTMENT OF COMPUTER SCIENCE, CHRIST (DEEMED TO BE UNIVERSITY), *Bengaluru*

LEARNING IN THE TIME OF COVID

The 25th India Today Best Colleges Survey delves into how institutes straddled the shift to digital education during the pandemic

BY KAUSHIK DEKA

The past one year has been a defining period for education across the world. The Covid pandemic globally disrupted the fundamental structure of imparting institutional education like never before. India was no exception. Campus activity in schools, colleges and universities across the country came to a grinding halt. As learning went digital, the buzz of the physical classroom was replaced by clicks on mobile phones and computers. Interaction among peers shifted from canteens and libraries to WhatsApp chat groups.

In this changed scenario, the 25th India Today Best Colleges Survey, conducted by the reputed market research agency Marketing & Development Research Associates (MDRA), was fraught with multiple challenges. The lockdown and other Covid restrictions had kept most campuses shut for the greater part of 2020. It was next to impossible to physically audit the campuses of the participating institutes. Many faculties and administrators were down with Covid. Despite these limitations, colleges showed a remarkable enthusiasm to participate in our survey—one that has over the years come to be recognised as the final word on mapping college education in India. The number of participating institutes rose from 1,302 last year to 1,559 this time. The number of participating colleges has almost doubled over the past four years.

Illustration by **NILANJAN DAS**

WHERE ARE THE BEST COLLEGES?

Find out which of these cities have the maximum number of colleges in the top 10, top 25 and top 50 ranks



WHICH CITY IS GOOD FOR WHICH COURSE?

Stream-wise number of colleges among top 30 in every stream

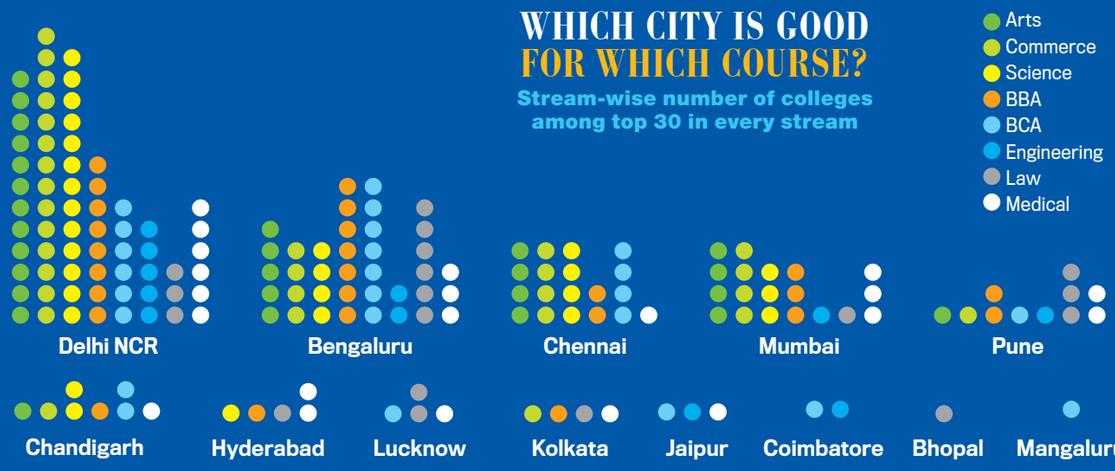

Graphic by **TANMOY CHAKRABORTY**

INDIA TODAY BEST COLLEGES 25 YEARS

INDIA TODAY GROUP-MDRA SURVEY, 2021

THE UNIVERSE OF COLLEGES

Streamwise distribution of undergraduate students

STREAM	SHARE OF TOTAL ENROLLED UG STUDENTS
ARTS/HUMANITIES/SOCIAL SCIENCES	32.7%
SCIENCE	16%
COMMERCE	14.9%
ENGINEERING & TECHNOLOGY	12.6%
EDUCATION	5.51%

THE FIVE-YEAR REPORT CARD

NUMBER OF COLLEGES	
2015-16	2019-20
39,071	42,343

GROSS ENROLMENT RATIO

students in higher education (18-23 years)

CATEGORY	2015-16	2019-20
OVERALL	24.5	27.1
MALE	25.4	26.9
FEMALE	23.5	27.3

Source: All India Survey on Higher Education (AISHE), 2019-20

78.6
PER CENT
colleges are privately managed but they cater to only 66.3 per cent of the total students

This year's survey focused on how colleges had raised their game to meet the digital education challenge. Every college had its own incredible story. Young teachers trained their seniors to navigate the digital world. Students in remote areas were provided with laptops and data packs. Teachers remained available round the clock on WhatsApp. Colleges organised mental health counselling to detox students and teachers from digital overexposure. "From conducting online classes and assessment to providing infrastructural support to students, Indian higher education institutes have excelled in imparting education through the digital mode," says Amit Khare, secretary, higher education department, Union ministry of education.

The Best Colleges Survey was preceded by some good news from the education sector. The All India Survey on Higher Education 2019-20, released in May, showed that enrolment of girls in higher education had grown by over 18 per cent in the past five years. At 27.3 per cent, the female enrolment rate in 2019-20 had also surpassed that of males (26.9 per cent). This is a welcome turn in a country where the educational and economic empowerment of women is a continuing battle.

There are some worrying indicators too. While the number of colleges in India has increased by 3,272 in the past five years, taking the total to 42,343, the number of colleges per million students inched up from 2.8 in 2015-16 to just 3 in 2019-20. There is also much disparity in the geographical distribution of colleges. Ten states account for 78 per cent of the total colleges. These are Uttar Pradesh, Maharashtra, Karnataka, Rajasthan, Andhra Pradesh, Tamil Nadu, Madhya Pradesh, Gujarat, Telangana and Kerala. The trend reflects in our Best Colleges Survey, with the top institutes in each stream concentrated in a handful of cities.

The spurt in online education is expected to break these geographical barriers and make higher education more inclusive. Khare says digital learning will have to play a bigger role in taking education to the farthest corners of the country and the underprivileged. While the New Education Policy has placed great emphasis on this, the pandemic has emerged as a catalyst to fast-track fundamental reforms in higher education in the country. ■

60.6
PER CENT
colleges are in rural areas

79.5
PER CENT
of the total students in higher education are enrolled in undergraduate courses

16.6
PER CENT
colleges have less than 100 students enrolled; 65.5 per cent colleges enrol less than 500 students

INDIA TODAY BEST COLLEGES 25 YEARS

INDIA TODAY GROUP-MDRA SURVEY, 2021

HOW THE COLLEGES WERE RANKED

With more than 40,000 colleges across India, the 25th edition of the India Today Group's Best Colleges Survey intends to make critical career decisions easier for aspirants based on rich data. The ranking is considered the gold standard for various stakeholders, such as recruiters, parents, alumni, policymakers, institutions and the general public. Since 2018, the survey is being conducted in association with the reputed Delhi-based market research agency Marketing & Development Research Associates (MDRA) and has been widely appreciated for its consistency. For this year, the ground work was done between December 2020 and June 2021. Colleges were ranked across 14 streams—arts, science, commerce, medical, dental, engineering, architecture, law, mass communication, hotel management, BBA, BCA, social work and fashion design.

For the objective ranking, MDRA fine-tuned over 112 performance indicators in each stream to provide the most comprehensive and balanced comparisons of colleges. The indicators were clubbed under five broad parameters—'Intake Quality & Governance', 'Academic Excellence', 'Infrastructure & Living Experience', 'Personality & Leadership Development' and 'Career Progression & Placement'. An attempt was also made to understand how colleges had prepared themselves to handle the Covid pandemic.

To provide more relevant and accurate information, MDRA evaluated the colleges on the basis of current year data. The ranking tables also give parameter-wise scores to provide deeper insights to the stakeholders.

MULTIPLE STEPS TO RANKINGS

- An extensive desk review of MDRA's database and secondary research was conducted to prepare a list of colleges in each stream. Only colleges offering full-time, in-classroom courses and having churned out at least three pass-out batches till 2020 were considered. In 12 streams, undergraduate courses were ranked. In Mass Communication and Social Work, postgraduate courses were evaluated.
- Experts were consulted to frame the parameters and sub-parameters for the streams. Indicators critical to determining the best colleges were finalised. For a fair comparison on a year-on-year basis, the parameter weightages remained unchanged from the past two years.
- Comprehensive objective questionnaires were designed for all streams and put in the public domain—on the INDIA TODAY and MDRA websites. The MDRA directly contacted about 10,000 eligible colleges and sought objective data for verification. Attested hard and soft copies were sought and 1,559 eligible institutes—257 more than last year—submitted institutional data and supporting documents within the deadline.

THE EXPANDING UNIVERSE

Colleges participating in the India Today-MDRA Best Colleges Survey have

No. of participating colleges

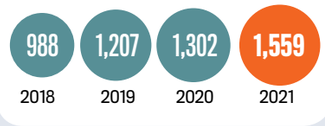

- The MDRA verified the information provided by the colleges and sought updates if the data was found to be insufficient or incorrect.
- A perceptual survey about the colleges was carried out among 1,938 respondents (606 senior faculty members, 312 recruiters/ professionals, 393 career accelerators and 627 final-year students) across 27 cities.

NORTH: Delhi, Noida, Ghaziabad, Gurugram, Faridabad, Lucknow, Kota, Amritsar, Chandigarh, Ludhiana and Roorkee

EAST: Kolkata, Bhubaneswar, Guwahati, Patna and Raipur

WEST: Mumbai, Pune, Ahmedabad, Indore, Panaji and Nagpur

SOUTH: Chennai, Bengaluru, Hyderabad, Kochi and Coimbatore

- National and zonal rankings were taken from them in their respective fields of experience and were given 75 per cent and 25 per cent weightages, respectively. They also rated the institutes on a 10-point scale on each of the five key parameters.
- While computing objective scores, the data was normalised on the basis of number of students for fair comparison. The total scores arrived at from objective and perception surveys were added in the ratio of 60:40 for 11 professional courses, while a ratio of 50:50 was taken for academic courses (arts, science and commerce).
- A large team of researchers, statisticians and analysts worked on the project. The MDRA core team, led by Executive Director Abhishek Agrawal, comsisted of Project Director Abnish Jha, Senior Research Executive Rajan Chauhan, Research Executive Somendra Shahi, Assistant Research Executive Dakshita Drolia and Executive EDP Manveer Singh.

25+ YEARS OF ACADEMIC EXCELLENCE

MAHARISHI MARKANDESHWAR (DEEMED TO BE UNIVERSITY)
Mullana-Ambala, Haryana
(Established under Section 3 of UGC Act, 1956)
(Accredited by NAAC with Grade 'A')

PREPARING YOU FOR THE REAL WORLD



93rd RANKED AMONGST TOP 100 UNIVERSITIES BY NIRF 2020, MHRD, GOVT. OF INDIA

QS WORLD UNIVERSITY RANKINGS
REGIONAL RANKINGS 2021
OVERALL RANK IN 551-600
CATEGORY IN ASIA

Accredited by NAAC 'A' with Grade

91% OVERALL PLACEMENT

Shri Tarsem Kumar Garg
Hon'ble Chancellor
Maharishi Markandeshwar
(Deemed to be University)

A visionary, committed and compassionate leader, his ideas and work have made an emphatic difference to numerous lives in the field of education. His pragmatic approach and persistent efforts to maintain quality standards in higher education have brought MM(DU) in the league of top 100 Universities of India.

OVER 150 UG, PG & DOCTORATE PROGRAMS OFFERED

ENGINEERING | MANAGEMENT | HOTEL MANAGEMENT
COMPUTER APPLICATIONS | DENTAL | MEDICAL
PARAMEDICAL SCIENCES | PHARMACY | NURSING | SCIENCES
COMMERCE | LAW | PHYSIOTHERAPY | AGRICULTURE

MM GROUP HIGHLIGHTS

- 3 Universities in Haryana and Himachal Pradesh
- 2 Medical Colleges with state-of-the-art infrastructure along with Super Speciality units at Mullana (Ambala) and Solan

MM (DEEMED TO BE UNIVERSITY) MULLANA, AMBALA - 133 207 (HARYANA)
TOLL FREE: 1800 274 0240 www.mmumullana.org info@mmumullana.org
Reach us on:

THE HALL OF FAME

Toppers over the years

The India Today Group's Best Colleges survey began in 1997. In its first year, only engineering, medical and law colleges were ranked. The following year onwards, arts, science and commerce institutions were added. Over the years, as the methodology was updated to make the evaluation more robust and objective, new streams such as architecture, dental, mass communication, hotel management, BBA, BCA, social work and fashion design were added. In its 25th year, a look back at the #1 institutes across all streams. The competition has been tough, but several toppers have consistently maintained their dominance. ■

YEAR	ARTS	SCIENCE	COMMERCE	MEDICAL	ENGINEERING	LAW
1997	NR	NR	NR	AIIMS, DELHI	IISc, BENGALURU (EXCLUDING IITs)	NATIONAL SCHOOL OF LAW, BENGALURU
1998	ST STEPHEN'S COLLEGE, DELHI	ST STEPHEN'S COLLEGE, DELHI	SRCC, DELHI	AIIMS, DELHI	IIT BOMBAY, MUMBAI	NLSIU, BENGALURU
1999	ST STEPHEN'S COLLEGE, DELHI	ST STEPHEN'S COLLEGE, DELHI	SRCC, DELHI	AIIMS, DELHI	IIT KANPUR, KANPUR	NLSIU, BENGALURU
2000	ST XAVIER'S, MUMBAI	PRESIDENCY COLLEGE, CHENNAI	SRCC, DELHI	AIIMS, DELHI	IIT BOMBAY, MUMBAI	NLSIU, BENGALURU
2001	PRESIDENCY COLLEGE, KOLKATA	PRESIDENCY COLLEGE, CHENNAI	SRCC, DELHI	AIIMS, DELHI	IIT KHARAGPUR, KHARAGPUR	NLSIU, BENGALURU
2002	PRESIDENCY COLLEGE, CHENNAI	LOYOLA COLLEGE, CHENNAI	SRCC, DELHI	CHRISTIAN MEDICAL COLLEGE, VELLORE	IIT KHARAGPUR, KHARAGPUR	NLSIU, BENGALURU
2003	LOYOLA COLLEGE, CHENNAI	MADRAS CHRISTIAN COLLEGE, CHENNAI	SRCC, DELHI	AIIMS, DELHI	IIT KHARAGPUR, KHARAGPUR	NLSIU, BENGALURU
2004	LOYOLA COLLEGE, CHENNAI	PRESIDENCY COLLEGE, CHENNAI	SRCC, DELHI	AIIMS, DELHI	IIT KANPUR, KANPUR	NLSIU, BENGALURU
2005	LSR COLLEGE, DELHI	LOYOLA COLLEGE CHENNAI	SRCC, DELHI	AIIMS, DELHI	IIT DELHI, DELHI	ILS LAW SCHOOL, PUNE
2006	ST XAVIER'S COLLEGE, MUMBAI	LOYOLA COLLEGE CHENNAI	SRCC, DELHI	AIIMS, DELHI	IIT DELHI, DELHI	NLSIU, BENGALURU
2007	LOYOLA COLLEGE, CHENNAI	LOYOLA COLLEGE CHENNAI	SRCC, DELHI	AIIMS, DELHI	IIT KANPUR, KANPUR	NLSIU, BENGALURU
2008	LOYOLA COLLEGE, CHENNAI	LOYOLA COLLEGE CHENNAI	SRCC, DELHI	AIIMS, DELHI	IIT DELHI, DELHI	NALSAR, HYDERABAD
2009	LOYOLA COLLEGE, CHENNAI	LOYOLA COLLEGE CHENNAI	SRCC, DELHI	AIIMS, DELHI	IIT DELHI, DELHI	NLSIU, BENGALURU
2010	LSR COLLEGE, DELHI	ST STEPHEN'S COLLEGE, DELHI	ST XAVIER'S, KOLKATA	AIIMS, DELHI	IIT KANPUR, KANPUR	NLSIU, BENGALURU
2011	LSR COLLEGE, DELHI	ST STEPHEN'S COLLEGE, DELHI	SRCC, DELHI	AIIMS, DELHI	IIT KANPUR, KANPUR	NALSAR, HYDERABAD
2012	LSR COLLEGE, DELHI	ST STEPHEN'S COLLEGE, DELHI	SRCC, DELHI	AIIMS, DELHI	IIT KANPUR, KANPUR	NLSIU, BENGALURU
2013	ST STEPHEN'S COLLEGE, DELHI	ST STEPHEN'S COLLEGE, DELHI	SRCC, DELHI	AIIMS, DELHI	IIT DELHI, DELHI	NALSAR, HYDERABAD
2014	LSR COLLEGE, DELHI	ST STEPHEN'S COLLEGE, DELHI	SRCC, DELHI	AIIMS, DELHI	IIT KANPUR, KANPUR	NLSIU, BENGALURU
2015	ST STEPHEN'S COLLEGE, DELHI	ST STEPHEN'S COLLEGE, DELHI	SRCC, DELHI	AIIMS, DELHI	IIT KANPUR, KANPUR	NLSIU, BENGALURU
2016	LSR COLLEGE, DELHI	ST STEPHEN'S COLLEGE, DELHI	SRCC, DELHI	AIIMS, DELHI	IIT KANPUR, KANPUR	NLSIU, BENGALURU

GGDSD COLLEGE SOCIETY...
YEARS OF EXCELLENCE, EDUCATION & ENHANCEMENT SINCE 1973

OUR SISTER INSTITUTIONS

- PML SD Business School, Sector 32C, Chandigarh
  2 years PGDM Programme
  (Affiliated with AICTE New Delhi)
- GGDSD College, Kheri Gurna
  UG & PG Courses
  (Humanities, Commerce & Management)
  BOYS HOSTEL FACILITY AVAILABLE
- PML SD College for Women, Gurdaspur
  UG & PG Courses
  (Humanities, Science, Vocational Courses, IT and Commerce & Management)
  GIRLS HOSTEL FACILITY AVAILABLE
- PML SD College for Girls, Fatehgarh Churian
  UG & PG Courses
  (Humanities, Commerce & Management, IT and Science)
- PML SD Public School, Chandigarh
  (Affiliated with CBSE Board, New Delhi)
  Classes upto 12th in Humanities, Commerce & Science
- PML Global School, Fatehgarh Churian
  (To be Affiliated with CBSE Board, New Delhi)

GOSWAMI GANESH DUTTA SANATAN DHARMA COLLEGE, Chandigarh
Under the Aegis of GGDSD College Society
SECTOR 32C, CHANDIGARH, INDIA-160030
A premier Multi-Faculty Postgraduate (Co-Educational) Institution
Affiliated to Panjab University, Chandigarh

- UG Degree Courses
- UG Vocational Degree Courses
- UG Courses With Honours
- PG Degree Courses
- PG Innovative Programmes of UGC
- PG Diploma Degree Courses
- Research Centre (Ph.D Programmes)

NAAC Accredited 'A+' Grade

'A College with Potential for Excellence' UGC, New Delhi

Granted Deen Dayal Upadhyay KAUSHAL Kendra (UGC)

101-150 Rank Band in NIRF, MHRD, Govt. of India 2020

Selected under 'Star College Scheme', DBT, Govt. of India, New Delhi

- 200+ Faculty, 100+ Ph.D, 7400+ Students
- E-Goverance : Fully Automated ERP Based Academic & Administrative System through TCS ion
- Recipient of Grants from UGC, MHRD, DBT & DST
- Tie-up with ICA, ICSI and other industries
- MoUs with Foreign Universities
- Fully Automated Library: 70,914 Books with 10,05,619 e-books and 6,000+ e-journals. Institutional Membership of INFLIBNET N-LIST and National Digital Library of India
- CMIE ProwessIQ Database, Urkund Anti Plagiarism Software
- EBSCO ebook Academic Collection
- Boys' and Girls' Hostels with Modern Amenities

-OUR TOP RECRUITERS-

Google DELL IBM wipro airtel Infosys Tech Mahindra Reliance TATA INFOTECH RANBAXY Hewitt BANK OF AMERICA Cipla & many more...

Phone No. +91 172-4912400, 4912411, 2600090 Fax No. +91 172-2661077 E-mail: info@ggdsd.ac.in Webste: www.ggdsd.ac.in

TRACKING THE WINNERS

YEAR	ARTS	SCIENCE	COMMERCE	MEDICAL	ENGINEERING	LAW
2017	LSR COLLEGE, DELHI	ST STEPHEN'S COLLEGE, DELHI	SRCC, DELHI	AIIMS, DELHI	IIT DELHI, DELHI	NLSIU, BENGALURU
2018	ST STEPHEN'S COLLEGE, DELHI	MIRANDA HOUSE, DELHI	SRCC, DELHI	AIIMS, DELHI	IIT DELHI, DELHI	NLSIU, BENGALURU
2019	ST STEPHEN'S COLLEGE, DELHI	MIRANDA HOUSE, DELHI	SRCC, DELHI	AIIMS, DELHI	IIT DELHI, DELHI	NLSIU, BENGALURU
2020	HINDU COLLEGE, DELHI	HINDU COLLEGE, DELHI	SRCC, DELHI	AIIMS, DELHI	IIT DELHI, DELHI	NLSIU, BENGALURU
2021	HINDU COLLEGE, DELHI	HINDU COLLEGE, DELHI	SRCC, DELHI	AIIMS, DELHI	IIT DELHI, DELHI	NLSIU, BENGALURU

YEAR	BBA	BCA	MASS COMMUNICATION	FASHION DESIGN	HOTEL MANAGEMENT	SOCIAL WORK	DENTAL	ARCHITECTURE
2012	CHRIST (DEEMED TO BE UNIVERSITY), BENGALURU	CHRIST (DEEMED TO BE UNIVERSITY), BENGALURU	LSR COLLEGE, DELHI	NIFT, DELHI	NR	NR	NR	NR
2013	CHRIST (DEEMED TO BE UNIVERSITY), BENGALURU	CHRIST (DEEMED TO BE UNIVERSITY), BENGALURU	SYMBIOSIS INSTITUTE OF MEDIA & COMMUNICATION, PUNE	NIFT, DELHI	NR	NR	NR	NR
2014	CHRIST (DEEMED TO BE UNIVERSITY), BENGALURU	CHRIST (DEEMED TO BE UNIVERSITY), BENGALURU	SYMBIOSIS INSTITUTE OF MEDIA & COMMUNICATION, PUNE	NIFT, DELHI	NR	NR	NR	NR
2015	CHRIST (DEEMED TO BE UNIVERSITY), BENGALURU	CHRIST (DEEMED TO BE UNIVERSITY), BENGALURU	SYMBIOSIS INSTITUTE OF MEDIA & COMMUNICATION, PUNE	NIFT, DELHI	INSTITUTE OF HOTEL MANAGEMENT, CATERING TECHNOLOGY & APPLIED NUTRITION (IHM), MUMBAI	NR	NR	NR
2016	CHRIST (DEEMED TO BE UNIVERSITY), BENGALURU	CHRIST (DEEMED TO BE UNIVERSITY), BENGALURU	SYMBIOSIS INSTITUTE OF MEDIA & COMMUNICATION, PUNE	NIFT, DELHI	INSTITUTE OF HOTEL MANAGEMENT, CATERING & NUTRITION (IHM), PUSA, DELHI	NR	NR	NR
2017	CHRIST (DEEMED TO BE UNIVERSITY), BENGALURU	CHRIST (DEEMED TO BE UNIVERSITY), BENGALURU	SYMBIOSIS INSTITUTE OF MEDIA & COMMUNICATION, PUNE	NIFT, DELHI	INSTITUTE OF HOTEL MANAGEMENT, CATERING & NUTRITION (IHM), PUSA, DELHI	NR	NR	NR
2018	SVKM'S NMIMS ANIL SURENDRA MODI SCHOOL OF COMMERCE, MUMBAI	SYMBIOSIS INSTITUTE OF COMPUTER STUDIES & RESEARCH (SICSR), PUNE	IIMC, DELHI	NIFT, DELHI	INSTITUTE OF HOTEL MANAGEMENT, CATERING & NUTRITION (IHM), PUSA, DELHI	TATA INSTITUTE OF SOCIAL SCIENCES (TISS), MUMBAI	MAULANA AZAD INSTITUTE OF DENTAL SCIENCES, DELHI	DEPARTMENT OF ARCHITECTURE & PLANNING, IIT ROORKEE, ROORKEE
2019	SVKM'S NMIMS ANIL SURENDRA MODI SCHOOL OF COMMERCE, MUMBAI	SYMBIOSIS INSTITUTE OF COMPUTER STUDIES & RESEARCH (SICSR), PUNE	IIMC, DELHI	NIFT, DELHI	INSTITUTE OF HOTEL MANAGEMENT, CATERING & NUTRITION (IHM), PUSA, DELHI	TATA INSTITUTE OF SOCIAL SCIENCES (TISS), MUMBAI	MAULANA AZAD INSTITUTE OF DENTAL SCIENCES, DELHI	DEPARTMENT OF ARCHITECTURE & PLANNING, IIT ROORKEE, ROORKEE
2020	SHAHEED SUKHDEV COLLEGE OF BUSINESS STUDIES (SSCBS), DELHI	CHRIST (DEEMED TO BE UNIVERSITY), BENGALURU	IIMC, DELHI	NIFT, DELHI	INSTITUTE OF HOTEL MANAGEMENT, CATERING & NUTRITION (IHM), PUSA, DELHI	TATA INSTITUTE OF SOCIAL SCIENCES (TISS), MUMBAI	MAULANA AZAD INSTITUTE OF DENTAL SCIENCES, DELHI	DEPARTMENT OF ARCHITECTURE & PLANNING, IIT ROORKEE, ROORKEE
2021	SHAHEED SUKHDEV COLLEGE OF BUSINESS STUDIES (SSCBS), DELHI	CHRIST (DEEMED TO BE UNIVERSITY), BENGALURU	IIMC, DELHI	NIFT, DELHI	INSTITUTE OF HOTEL MANAGEMENT, CATERING & NUTRITION (IHM), PUSA, DELHI	TATA INSTITUTE OF SOCIAL SCIENCES (TISS), MUMBAI	MAULANA AZAD INSTITUTE OF DENTAL SCIENCES, DELHI	DEPARTMENT OF ARCHITECTURE & PLANNING, IIT ROORKEE, ROORKEE

*NR: Not Ranked

FOCUS Education

ARMY INSTITUTE OF LAW
SECTOR 68 , MOHALI (PUNJAB) -160062
For more details: Email-info@ail.ac.in, Tele: 0172-5095336-38,
Fax: 0172-5039280, www.ail.ac.in

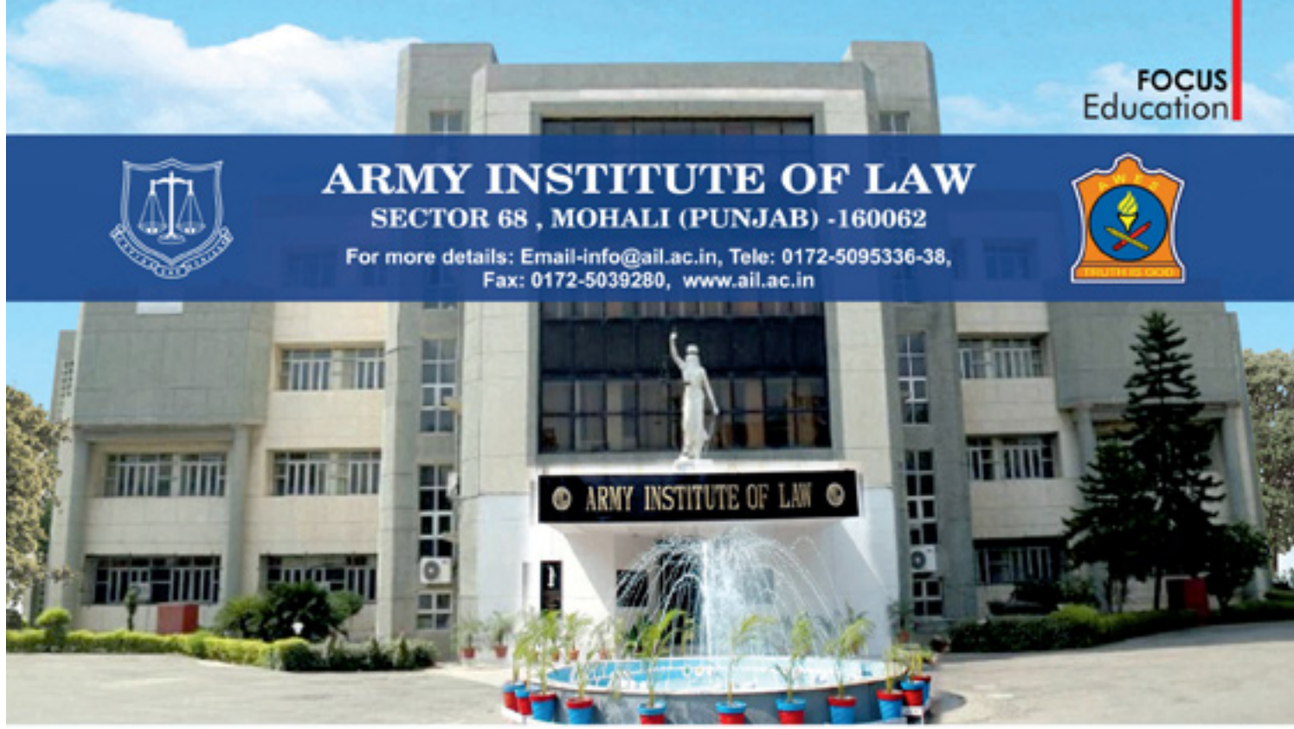

VISION: TO NURTURE IN THE YOUNG MINDS, THE TENETS OF JUSTICE, EQUITY AND CONSCIENCE

Dr Tejinder Kaur
MA, M.Phil (Socio) LL.M, Ph.D (Law)
Principal

Army Institute of Law was established in July 1999 by the Indian Army under the aegis of the Army Welfare Education Society (AWES). The Institute is permanently affiliated to The Punjabi University, Patiala and approved by the Bar Council of India. AIL runs both under graduate and post graduate programs i.e., Five Year BA. LL. B and one year LL. M. Institute conducts its own National level Online Law entrance test (LET) for admission to LL. B program. With 'Aspire & Achieve' as its motto, institute has grown as a Centre of Excellence in the field of legal education and has carved a niche for itself in the legal domain.

The institute provides a stimulating and intellectually challenging environment suited to the learning needs of each individual. Institute has a team of highly qualified and erudite faculty members who lend a critical perspective to contemporary issues facilitating students' comprehension and interpretation of various laws and statutes. The pedagogy at the Army Institute of law is regularly adapted to suit the students who are at the Institute from across India. AIL has always encouraged student centric methods of participative learning in addition to holistic participation in extracurricular activities.

Law is an ever-changing domain. Legal education needs to be multi-dimensional in nature. We prepare the young professionals to face the challenges of the profession outside and to become socially relevant lawyers. The emphasis is laid on the practical training with more focus on ethical practices with the help from the experts from the legal profession. Students are encouraged to indulge in research by writing papers for publications and their participation in conferences, seminars and workshops. A well-equipped library with online legal databases and Wi-fi enabled campus is provided for updating domain knowledge.

Moots are integral part of Legal education. Students are given opportunity to participate in Moot Court Competitions at the National as well as International Level which are fully sponsored by the institute. Weekly lectures by the experts from the different fields are organised to update the students on the current issues, latest updates on the subject and related disciplines. Partners of the reputed law firms, senior advocates and alumni are invited for interaction session on regular basis. They share their professional experiences which not only work for the holistic development of students but also help them to explore the new areas of law.

Maj Gen Vikram Taneja
Ph.D (HR)
Chairman

To facilitate the overall growth and development of students, the Institute has an impressive infrastructure in its state of art well-structured campus with modern hostel and recreation amenities. AIL is firmly on its growth trajectory towards making every student industry ready by forging a strong industry-academia partnership. This is amplified in its aims and objectives, pedagogical practices, infrastructure and other features, that facilitate learning.

As India confronts the most challenging of times in the history of mankind, it becomes increasingly imperative to work diligently to adopt and accustom itself to the new norms for the higher education post Covid-19. AIL has made all out efforts to ensure that there is no compromise on the quality of education imparted. Keeping with the times, the pedagogical methodology has been ramped up to reach out to our students and to elevate them intellectually.

Over the years, our students have proven their strength and brought us accolades at National and International fora. Successive generations of AIL alumni are shining bright in all domains be it the Armed Forces, Judiciary or the Corporate Sector. The institute has grown from strength to strength thanks to its core values and ethos inculcated over decades from its rich legacy. In the latest Rankings for Private colleges, AIL has been ranked second in Punjab and third best private institute of India.

IS ONLINE EDUCATION PREPARING STUDENTS FOR

THE PROFESSIONAL WORLD?

The sudden outbreak of a global pandemic has led to the temporary shutting down of educational institutions all over the world. There has been a paradigm shift from classroom education to online learning during this period. Academicians are trying their best to make the process of online education easier and more interesting for the students. Students, on the other hand, are trying hard to get acquainted with the process. Since online learning is at a nascent stage in India, many parents are still skeptical about the process. One of the major questions raised by many is, "Does learning through virtual mediums prepare students to face the challenges of the professional world?"

Employability can be defined as an individual's skills, knowledge and attitude that help the person become successful in the chosen professional field. Institutions across India are constantly trying to impart the requisite theoretical and practical knowledge to students through different online platforms. The most effective tools of e-learning used by colleges and universities, like online virtual labs, animated demonstrations, lab videos, doubt clearance sessions, video and audio lectures, classes with guest faculty and webinars by industry experts make sure that the knowledge imparted to students is future-focused and relevant at the same time. Also, institutions are trying to ensure that the online assessment process is impartial and trustworthy. Some of the steps taken to ensure the integrity of online assessments include creating questions that require a higher order of thinking, using varied question types, prohibiting backtracking, restricting testing window, setting up the exam in such a way that it shows one question at a time and finally politely reminding the students about academic integrity policies. However, all these approaches have their obvious drawbacks.

Institutions are tirelessly trying to make sure that education and placements don't receive a backseat during the pandemic. Being the largest educational conglomerate in eastern India, the core objective of JIS Group has always been to ensure employability among students. At the advent of lockdown, JIS launched a Digital Student Academic Resource Portal that is a repository of online lectures, virtual labs, and relevant study materials through LMS (Learning Management System) that consists of 45,000 digital content and numerous lab videos, professionally designed by the faculty members. Staying ahead of time, JIS has been providing Flipped Learning to students for the last 4 years now and has gathered considerable expertise in the same. Recently, they have tied up with Coursera to provide the students with an opportunity to access lectures by world-class professionals. In other words, JIS is evolving every day to meet the challenging needs of the time.

Institutions across India are preparing students virtually before placements. Online sessions on soft skills, aptitude, reasoning, group discussions and mock interviews are regularly held by institutes to make sure that the students are prepared to face a world beyond classrooms. Though a relatively new concept, online education has been a growing trend for the past few years. It requires students to collaborate with teachers virtually, thus making them more responsible and accountable thereby preparing them for the corporate world. Another very important aspect that online education teaches students is communicating with their teachers or peer groups through emails or virtual platforms. This is a valuable skill for future employment and makes the students familiar with the technology that they will certainly have to use in their workplace in the future. Online and classroom education are different in certain ways but are similar when it comes to the end goal, which is to prepare students for professional life by imparting the necessary academic and practical knowledge. With all the uncertainty in the education sector right now, we need to give ourselves and the institutions adequate time before actually getting completely acquainted with the process of online learning and its benefits.

#EDUCATIONBEYONDORDINARY

30 INSTITUTIONS | 140 PROGRAMMES | 37000+ STUDENTS

Accreditations, Affiliations and Approval

UGC | AICTE | DCI | PCI | BCI | NAAC | NBA | MAKAUT (Formerly, WBUT) | NCHMCT | NCTE

JIS GROUP
Educational Initiatives

The right spark for bright sparks.

ADMISSIONS OPEN 2021

COURSES OFFERED

ENGINEERING & TECHNOLOGY
B.Tech, B.Tech Lateral, M.Tech
Diploma Engineering, Ph.D

COMPUTER APPLICATION
BCA, MCA

PHARMACY
B.Pharm, D.Pharm
M.Pharm, BMLT, Ph.D

MANAGEMENT
BBA, MBA, Hospital Management

LAW
BBA-LLB Integrated,
LLB, LLM, Ph.D

SCIENCE
B.Sc, M.Sc, Ph.D

HOTEL & HOSPITALITY MANAGEMENT
B.Sc, M.Sc, BA,
MBA, Diploma

EDUCATION
B.Ed

AGRICULTURAL SCIENCE
B.Sc (H) in Agriculture Science

89% Placement in 2020

APPLY ONLINE
www.jisgroup.org

OUR INSTITUTIONS

JIS University (JISU), Agarpara, Kolkata
www.jisuniversity.ac.in | 86977 43361/62
JIS Institute of Advanced Studies & Research (JISIASR), Kolkata
www.jsiasr.org | 98743 75544
JIS College of Engineering (JISCE), Kalyani
www.jiscollege.ac.in | 86977 43363
Narula Institute of Technology Agarpara (NIT), Kolkata
www.nit.ac.in | 89024 96650/51
Guru Nanak Institute of Technology (GNIT) Sodepur, Kolkata
www.gnit.ac.in | 94320 12681

Sur Institute Of Technology & Sports Complex (Sur Tech), Dum Dum, Kolkata
www.dsec.ac.in | 90733 22508
Guru Nanak Institute of Pharmaceutical Science & Technology (GNIPST), Sodepur, Kolkata
www.gnipst.ac.in | 93309 06157
JIS School of Polytechnic (JISSP), Kalyani
www.jissp.ac.in | 82407 66831
Guru Nanak Institute of Hotel Management (GNIHM), Sodepur, Kolkata
www.gnihm.ac.in | 98361 06964

Greater Kolkata College of Engineering and Management (GKCEM), (JV), Baruipur
www.gkcem.ac.in | 90736 83915
Abacus Institute of Engineering and Management (AIEM), (JV), Mogra
www.abacusinstitute.org | 62919 77705
Asansol Engineering College (AEC), (JV), Asansol
www.aecwb.edu.in | 97358 41034
Gargi Memorial Institute of Technology (GMIT) (JV), Baruipur
www.gmitkolkata.org | 83369 42266

MAJOR RECRUITERS

accenture | tcs TATA CONSULTANCY SERVICES | Cognizant | wipro | IBM | Persistent | Capgemini | amdocs | LARSEN & TOUBRO | MANTRA LABS | CGI | BYJU'S The Learning App | amazon | Mindtree | Mphasis The Next Applied | Deloitte. | Hexaware | ibs | ZenSar | SuRa | tavisca | and many more...

SALIENT FEATURES
PROJECT BASED LEARNING
ICT ENABLED LEARNING
INDUSTRY DRIVEN CURRICULUM
DISTINGUISHED FACULTY

86977 43361 | 90736 83911

Corporate: 7 Sarat Bose Road, Kolkata - 700 020 /JISGROUPEDUCATIONALINITIATIVES

No. 1 HINDU COLLEGE
DELHI

GOING THE EXTRA MILE

GURUSPEAK

"We have invested heavily in counselling support for students"

– **ANJU SRIVASTAVA,** Principal, Hindu College, University of Delhi

"Soon after the pandemic first took hold, we realised that the delivery of our curriculum would require a tectonic shift. Fortunately, by March 2020, a large proportion of the academic activities for the year was already done. Nonetheless, we sprang into action and the faculty adapted to the online model with admirable enthusiasm. The college organised inhouse training for teachers to familiarise them with online learning platforms and teacher volunteers played a tremendous role in imparting peer-to-peer training to help lessen the digital barrier.

Meanwhile, we also started arranging financial assistance for students in order to ensure they are able to acquire mobile devices and data packs. Our students come from across India, including areas with poor network and connectivity. It was important for us to ensure that none of them were excluded in an online learning set-up. We have also used alternative messaging platforms to keep students informed. We further streamlined this process by creating institutional login credentials. The study material was shared and posted online so that it could be accessed by students anywhere.

We also invested heavily in providing student counselling support. We closely monitored them, asking them about their regular challenges during this difficult period. We have also established a 24x7 online helpline for them. Initially, we had reservations among students and faculty regarding open book examinations (OBEs). However, in retrospect, given the course the pandemic has taken, the OBE system seems to have become a useful measure. It has been executed with a lot of effort, including the use of a stable portal to sustain synchronous exams for a massive number of students. It has allowed us to conduct continued evaluation of our teaching and learning process, which may not have been possible otherwise.

Amid the gloom, our college societies have switched to the online mode smoothly and stepped up tremendously to channelise the energy of students. For instance, one of our college societies organised an online lecture series, 'Compass 2020', and guest speakers from across India and overseas were invited to speak on diverse topics. An endeavour like this would not have been possible if not for the online set-up.

Mostly, the college faculty and staff have made themselves available to students so that they feel supported during such a crisis." ■

(As told to Mrini Devnani)

YASIR IQBAL

CORRIDOR OF SUCCESS Hindu College principal Anju Srivastava

TOP 10 ARTS COLLEGES

RANK 2021	RANK 2020	RANK 2019	RANK 2018	COLLEGE	CITY
1	1	2	3	HINDU COLLEGE	New Delhi
2	2	1	1	ST STEPHEN'S COLLEGE	New Delhi
3	3	3	4	MIRANDA HOUSE	New Delhi
4	4	NP*	2	LADY SHRI RAM COLLEGE FOR WOMEN	New Delhi
5	6	6	9	HANSRAJ COLLEGE	New Delhi
6	5	5	6	MADRAS CHRISTIAN COLLEGE	Chennai
7	7	7	7	LOYOLA COLLEGE (AUTONOMOUS)	Chennai
8	8	8	8	DEPARTMENT OF HUMANITIES & SOCIAL SCIENCES, CHRIST (DEEMED TO BE UNIVERSITY)	Bengaluru
9	9	10	13	GARGI COLLEGE	New Delhi
10	10	NP	NP	RAMJAS COLLEGE	New Delhi

*NP: Not participated

TOP 10 EMERGING COLLEGES

Highest-scoring colleges among those set up in or after 2000

RANK	COLLEGE	CITY
1	KRISTU JAYANTI COLLEGE	Bengaluru
2	PRESIDENCY COLLEGE	Bengaluru
3	SARLA ANIL MODI SCHOOL OF ECONOMICS	Mumbai
4	SCHOOL OF HUMANITIES & SOCIAL SCIENCES, JAIN UNIVERSITY (DEEMED TO BE UNIVERSITY)	Bengaluru
5	DR N.G.P. ARTS & SCIENCE COLLEGE (AUTONOMOUS)	Coimbatore
6	THE OXFORD COLLEGE OF ARTS	Bengaluru
7	ST JOSEPH'S DEGREE & PG COLLEGE	Hyderabad
8	KESHAV MAHAVIDYALAYA	New Delhi
9	ST WILFRED'S PG COLLEGE	Jaipur
10	RAMAIAH COLLEGE OF ARTS, SCIENCE & COMMERCE	Bengaluru

STUDENTSPEAK

MANYA GUPTA

First-year, BA (Hons) Economics, Hindu College, Delhi

"I believe my college experience, so far, has been quite positive. My teachers, peers and seniors have provided a helping hand whenever required. Economics, as a subject, requires a lot of understanding and our teachers have assisted



us in every possible way and put in consistent efforts to make sure we thoroughly grasp all concepts taught in class. Despite the constraints of the virtual model, I have made some good friends who have made my college journey much easier and more fun. All this continues to enrich my college experience and bridge the gap in all that we are missing out on. Sometimes it gets difficult to cope with the monotony of having to do everything online, but I hope that the college will reopen soon so that I can finally experience the college life I was anticipating."

(As told to Mrini Devnani)

TOP 10 COLLEGES WITH THE LOWEST FEES

RANK	COLLEGE	CITY	COURSE FEES (₹)
1	ISABELLA THOBURN COLLEGE	Lucknow	0*
2	SONOPANT DANDEKAR SHIKSHAN MANDALI'S S.D. ARTS, V.S. APTE COMMERCE, M.H. MEHTA SCIENCE COLLEGE	Palghar	3,725
3	VIVEKANANDA COLLEGE, MADHYAMGRAM	Kolkata	3,900
4	ALL SAINTS' COLLEGE	Thiruvananthapuram	4,455
5	WALCHAND COLLEGE OF ARTS & SCIENCE	Solapur	5,355
6	SILAPATHAR COLLEGE	Silapathar	5,540
7	ST XAVIER'S COLLEGE FOR WOMEN	Ernakulam	5,571
8	BHARATIYA VIDYA BHAVAN'S M.M. COLLEGE OF ARTS, N.M. INSTITUTE OF SCIENCE & H.R.J. COLLEGE OF COMMERCE	Mumbai	5,815
9	FAROOK COLLEGE (AUTONOMOUS)	Kozhikode	5,940
10	PRAMUKH SWAMI SCIENCE & H.D. PATEL ARTS COLLEGE	Kadi	6,240

*Course fee = Tuition fee + Other fees
*Isabella Thoburn College does not charge any fees
Note: The list includes both government and private colleges

TOP 3 GAINERS

Colleges that made the biggest leaps since last year

No.	COLLEGE	CITY	RANK IN 2021	RANK IN 2020
1	MAITREYI COLLEGE	New Delhi	29	34
2	RAMANUJAN COLLEGE	New Delhi	48	53
3	SARDAR PATEL MAHAVIDYALAYA	Chandrapur	53	58

NEW ENTRANTS

Colleges that found place among the top 25 for the first time

RANK IN 2021	COLLEGE	CITY
14	SRI VENKATESWARA COLLEGE	New Delhi
25	PRESIDENCY COLLEGE	Bengaluru

No. 3 MIRANDA HOUSE
DELHI

GURUSPEAK

"For enhanced learning, we connected our students with alumni and global universities"

DR BIJAYALAXMI NANDA
Acting Principal, Miranda House, Delhi

"Our humanities and social sciences faculty conducts teaching and learning via innovative pedagogical tools—films, storytelling and field visits, among others. We focus on maintaining a research-oriented approach, creating an enriching atmosphere for students to learn and contribute in a fast-changing environment. Since the pandemic, we have initiated a 'Digital Archiving Project', connecting the college's alumni with the current batches to enhance their understanding of women's education in India. We have also collaborated with international universities in the Netherlands and London, among others, to expand our students' learning.

Throughout the pandemic, teaching-learning in Miranda House has continued in online mode, with prime importance given to inclusion and accessibility. Mental health support and counselling for our students was emphasised upon, too, during this tough time. Several community outreach initiatives have been initiated. Student volunteers have also created a Covid help desk to assist the community at large in Delhi NCR." ■

(As told to Mrini Devnani)

No. 5 HANSRAJ COLLEGE
DELHI

GURUSPEAK

"We shared our learning, resources with fellow institutions"

DR RAMA, Principal, Hansraj College, Delhi

"The past year saw a paradigm shift in the teaching-learning process. At Hansraj, we swiftly moved to a common online platform, MS Teams, and set up virtual classrooms and a well-documented evaluation regime to maintain efficiency, if not augment it. Training sessions arranged by the college for our teachers helped them adapt quickly to this new online pedagogy.

We also facilitated support to our students by becoming efficient and effective over time despite challenges such as connectivity issues, ensuring student participation and attendance. The widespread use of technology over the past year also made us aware of newer opportunities. Since the pandemic, we have shared our learning and resources with fellow institutions and participated in social initiatives to make educational knowledge and resources available for other students in remote parts of the country."

It has been a challenging year and the pandemic threatened to stall our placement process too. However, the college placement cell rose to the challenge and shifted all its processes online and we witnessed the highest number of recruitments ever for our graduating batch this year." ■

(As told to Mrini Devnani)

TOP 5 REGION-WISE EAST ↓

RANK	COLLEGE	CITY
1	ST XAVIER'S COLLEGE	Ranchi
2	PATNA WOMEN'S COLLEGE	Patna
3	LADY BRABOURNE COLLEGE	Kolkata
4	VIVEKANANDA COLLEGE, MADHYAMGRAM	Kolkata
5	BETHUNE COLLEGE	Kolkata

TOP 5 REGION-WISE SOUTH ↓

RANK	COLLEGE	CITY
1	MADRAS CHRISTIAN COLLEGE	Chennai
2	LOYOLA COLLEGE (AUTONOMOUS)	Chennai
3	DEPARTMENT OF HUMANITIES & SOCIAL SCIENCES, CHRIST (DEEMED TO BE UNIVERSITY)	Bengaluru
4	STELLA MARIS COLLEGE (AUTONOMOUS)	Chennai
5	ST JOSEPH'S COLLEGE (AUTONOMOUS)	Bengaluru

TOP 5 REGION-WISE NORTH ↓

RANK	COLLEGE	CITY
1	HINDU COLLEGE	New Delhi
2	ST STEPHEN'S COLLEGE	New Delhi
3	MIRANDA HOUSE	New Delhi
4	LADY SHRI RAM COLLEGE FOR WOMEN	New Delhi
5	HANSRAJ COLLEGE	New Delhi

TOP 5 REGION-WISE WEST ↓

RANK	COLLEGE	CITY
1	SVKM'S MITHIBAI COLLEGE OF ARTS, CHAUHAN INSTITUTE OF SCIENCE & AMRUTBEN JIVANLAL COLLEGE OF COMMERCE & ECONOMICS (AUTONOMOUS)	Mumbai
2	SOPHIA COLLEGE FOR WOMEN	Mumbai
3	SYMBIOSIS COLLEGE OF ARTS & COMMERCE	Pune
4	ST XAVIER'S COLLEGE (AUTONOMOUS)	Ahmedabad
5	K.J. SOMAIYA COLLEGE OF ARTS & COMMERCE (AUTONOMOUS)	Mumbai

TOP 3 CITY-WISE DELHI ↓

RANK	COLLEGE
1	HINDU COLLEGE
2	ST STEPHEN'S COLLEGE
3	MIRANDA HOUSE

TOP 3 CITY-WISE MUMBAI ↓

RANK	COLLEGE
1	SVKM'S MITHIBAI COLLEGE OF ARTS, CHAUHAN INSTITUTE OF SCIENCE & AMRUTBEN JIVANLAL COLLEGE OF COMMERCE & ECONOMICS (AUTONOMOUS)
2	SOPHIA COLLEGE FOR WOMEN
3	K.J. SOMAIYA COLLEGE OF ARTS & COMMERCE (AUTONOMOUS)

TOP 3 CITY-WISE CHENNAI ↓

RANK	COLLEGE
1	MADRAS CHRISTIAN COLLEGE
2	LOYOLA COLLEGE (AUTONOMOUS)
3	STELLA MARIS COLLEGE (AUTONOMOUS)

TOP 3 CITY-WISE BENGALURU ↓

RANK	COLLEGE
1	DEPARTMENT OF HUMANITIES AND SOCIAL SCIENCES, CHRIST (DEEMED TO BE UNIVERSITY)
2	ST JOSEPH'S COLLEGE (AUTONOMOUS)
3	MOUNT CARMEL COLLEGE (AUTONOMOUS)

TOP 3 CITY-WISE HYDERABAD ↓

RANK	COLLEGE
1	ST FRANCIS COLLEGE FOR WOMEN
2	ST ANN'S COLLEGE FOR WOMEN
3	ST JOSEPH'S DEGREE & PG COLLEGE

TOP 3 CITY-WISE PUNE ↓

RANK	COLLEGE
1	SYMBIOSIS COLLEGE OF ARTS & COMMERCE
2	ST MIRA'S COLLEGE FOR GIRLS
3	YASHWANTRAO MOHITE COLLEGE OF ARTS, SCIENCE & COMMERCE

TOP 3 CITY-WISE CHANDIGARH ↓

RANK	COLLEGE
1	MEHR CHAND MAHAJAN DAV COLLEGE FOR WOMEN
2	DAV COLLEGE, SEC-10
3	GOSWAMI GANESH DUTTA S.D. COLLEGE

TOP 3 CITY-WISE KOCHI ↓

RANK	COLLEGE
1	SACRED HEART COLLEGE (AUTONOMOUS), THEVARA
2	BHARATA MATA COLLEGE
3	ST XAVIER'S COLLEGE FOR WOMEN

TOP 3 CITY-WISE COIMBATORE ↓

RANK	COLLEGE
1	PSG COLLEGE OF ARTS & SCIENCE
2	DR N.G.P. ARTS & SCIENCE COLLEGE (AUTONOMOUS)
3	SRI KRISHNA ARTS & SCIENCE COLLEGE

TOP 3 CITY-WISE JAIPUR ↓

RANK	COLLEGE
1	S.S. JAIN SUBODH PG (AUTONOMOUS) COLLEGE
2	ST WILFRED'S PG COLLEGE
3	FACULTY OF ARTS & SOCIAL SCIENCES, IIS (DEEMED TO BE UNIVERSITY)

GIVE WINGS TO YOUR DREAM WITH A DEGREE IN SRM

SRM Institute of Science and Technology (formerly known as SRM University) is accredited with the highest grade of A++ by NAAC and graded by UGC/MHRD as Category I university with 12 B status. All Engineering, Pharmacy, Architecture, and MBA programs are approved by AICTE and programs under Health Sciences are approved by various Statutory Bodies of India. SRMIST has secured the second rank in the Atal Ranking of Institutions on Innovation Achievements (ARIIA-2020). SRMIST is ranked globally by QS and rated by QS with '4 Star' globally and awarded India centric QS IGAUGE Diamond rating.

SRMIST carries out cutting edge research in frontier areas with more than 238 government-funded research projects at an outlay of Rs.150 Crores. It has 23 both national and international patents also. The institute recently opened Sir C V Raman Research Park at an estimate of Rs.120 crores with state-of-the-art equipment. The facility was opened by Hon'ble Minister of HRD, Shri Ramesh Pokhriyal 'Nishank'.

The University functions from five campuses in the country, namely, at Kattankulathur in Chengalpattu district, Tamil Nadu, Ramapuram and Ramapuram Part (Vadapalani) in Chennai city , Modi Nagar, in NCR New Delhi, and at Tiruchirappalli (Irungalur), built over a total land area of about 400 acres with a built-up area of over 12 million square feet.

SRMIST has over 50,000 students and nearly 3,300 faculty across all the campuses offering a wide range of undergraduate, postgraduate, and doctoral programs in Engineering, Management, Medicine and Health Sciences, Hotel Management, Science and Humanities, Agricultural Sciences and School of Law. The curriculum and syllabus are outcome based with specialized programs even at undergraduate level. The University offers 5 year M.Tech integrated programs under Engineering. At the Kattankulathur campus, Five engineering programs have been accredited by ABET, USA (www.abet.org), and another four Engineering programs by IET, UK. It has more than 1000 international students from 64 countries studying in various programs.

In addition to the academic spaces, there are around 45 hostels that house more than 15,000 students inside the campuses. The academic infrastructure includes all modern classrooms, laboratories, studios, conference halls, seminar rooms, open workspaces, computer labs, etc. The Central Library of the University houses over three lakhs books, 40,777 e-books among other e-journals and journals.

For the need of common researchers, SRMIST has established a high-performance computing facility with 73 teraflops. A good number of students come from various parts of Chennai and the institute has made adequate transport facilities through 125 buses plying on a daily basis. For all-round development of students, excellent sports facilities like an indoor stadium, synthetic courts, football and cricket grounds, gymnasium, other indoor and outdoor sports facilities are available.

SRMIST is a green, clean, and energy-efficient campus. Solar energy is one of the major sources of power in the institution. The energy generated from it is used to power solar water heaters and solar steam cooking installed in hostels. Battery-driven vehicles are also available in the institution.

Dr.T.R. Paarivendhar,
Founder Chancellor
SRM Group of Institutions.

SAP

Around 200 meritorious students, every year, under Semester Abroad Program (SAP), go to reputed universities abroad for a semester of study funded by SRMIST.

PLACEMENTS

SRMIST is the place that comes first to the minds of recruiters during the placement season. The process is enhanced every year by constantly exploring opportunities to engage with corporates through multiple touch points including Faculty Development Programs, Curriculum Development, establishing Centres of Excellence, Hackathons, Seminars, Competitions etc.

On average, 600 companies from all over India participate in campus placement programs every year. Reputed companies that have been associated with SRMIST are TCS, Infosys, CTS, Wipro, Accenture, LTI, IBM, Amazon, WorkIndia, MotorQ, Arcesium, DE Shaw, Paypal, Direct i, Barclays, Amadeus, Nielsen, Commvault, Oracle, Adobe, Capgemini, Deloitte, Bank of America, ZS Associates, Fractal Analytics, EY and many others . Even among the the core sectors, companies such as HeroMotocorp, Reliance Industries, Akzonobel, HUL, IFB, Siemens, Titan, Ceat, Hitachi ABB, Fiat, Linde, Schneider, TATA Chemicals, L&T group, Cummins, KPIT, Adani Group, Nilkamal visit SRMIST every year.

Our records this year are:

- 7111+ offers and counting
- 2000 Super Dream & Dream offers

INDUSTRY AWARDS

SRMIST has received several recognitions that are of National and International importance. This QS-IGauge Diamond rated institute has been the recipient of:

- STEM Impact Award
- Green Metric Award
- AICTE-CII Award for Best Industry-linked Institution for Electrical Engineering and Allied Institute,
- University of the Year Award 2019 from FICCI and three Swachhata ranking awards from AICTE
- No.1 under category of AICTE – Residential Universities
- Clean and Smart Campus Award
- 'One student One tree' campaign, where 50,000 saplings were planted in 26 villages.

OUR PRIDE

SRMITE first Indian woman sailor to qualify for Olympics

SRMIST student Nethra Kumanan (23) has become the first Indian woman to qualify for the Olympics. She will be representing India in sailing. She qualified for the Tokyo Olympics by coming first at the Laser Radial event in the Mussanah Open Championship, a joint Asian and African Olympic qualifying event.

As a second-year engineering student of SRM, she has represented the country at the 2014 and 2018 Asian Games in Incheon and Jakarta, respectively. She became the first Indian woman to win a World Cup medal in sailing when she clinched a bronze medal at the 2020 Sailing World Cup in Miami, USA. She trains in the Canary Islands, Spain.

CAMPUS LIFE

Over 400 acres replete with a variety of facilities, State-of-the-art labs, libraries, Wi-Fi, knowledge center, 4000 capacity AC auditorium, 100 online smart classrooms, boys and girls hostels with premium facilities, endless convenience on campus including ATM's, bookstores, dining options, cafeterias, prayer halls, gym and more. The students are engaged with community radios, student clubs, cultural events, fitness centers and prayer halls.

SCHOLARSHIPS

Every year 3200+ students avail themselves of various scholarships to the tune of Rs. 47 Crores

FOR ADMISSIONS

For students/parents who need support and guidance, our counselors may be contacted via our Helpdesk: +91 (044) 27455510, 47437500, 67370700, from Monday to Saturday (except public holidays), between 9 am and 5 pm or by email to admissions.india@srmist.edu.in.

To apply to our B. Tech/M.Tech and other programs visit www.srmist.edu.in for more details.

HINDU'S SECRET FORMULA OF SUCCESS

Capitalising on its rich infrastructure, the college quickly adapted to the online mode of education

BY MRINI DEVNANI

No. 1
HINDU COLLEGE
NEW DELHI

YASIR IQBAL

CENTRE OF MERIT
Hindu College students on campus

Hindu College has a glorious legacy of pedagogy in subjects covered under the science stream—Physics, Chemistry, Botany and Zoology. The college has an excellent laboratory infrastructure, which got a fillip after the addition of the new science block in 2019. Like colleges across the country, Hindu College also faced many challenges because of the Covid pandemic. The biggest problem was conducting practical classes online. The college administration and teachers brainstormed to recreate the laboratory ambience for the students on the digital platform. In some cases, software applications were made available and used by the faculty.

The teachers went out of their way to ensure that learning continued without disruptions. Along with the laboratory staff, they braved the pandemic disruptions, went to the labs themselves to carry out the experiments and record them for the students. All this was done while following Covid protocols. They paid attention to the minute details for demonstrating the experiments and provided the students with as representative an experience as possible.

The college also made use of the online learning portal, Coursera, to provide students access to study material. It has initiated and financed several inter-disciplinary, research and innovation projects with undergraduate students in an online set-up. The Innovation Council of the college, established under the Union ministry of education, has continued to strengthen the spirit of student entrepreneurship by engaging the faculty and students in online events across India. The college also started the Hindu Fortnightly Lecture Series in collaboration with eminent scientists of the country. ■

TOP 10 SCIENCE COLLEGES

RANK 2021	RANK 2020	RANK 2019	RANK 2018	COLLEGE	CITY
1	1	2	2	HINDU COLLEGE	New Delhi
2	2	1	1	MIRANDA HOUSE	New Delhi
3	3	3	3	ST STEPHEN'S COLLEGE	New Delhi
4	4	4	6	MADRAS CHRISTIAN COLLEGE	Chennai
5	6	7	7	HANSRAJ COLLEGE	New Delhi
6	5	5	5	LOYOLA COLLEGE (AUTONOMOUS)	Chennai
7	7	NP*	NP	DAULAT RAM COLLEGE	New Delhi
8	8	9	9	STELLA MARIS COLLEGE (AUTONOMOUS)	Chennai
9	NP	10	NP	SRI VENKATESWARA COLLEGE	New Delhi
10	11	12	11	DEEN DAYAL UPADHYAYA COLLEGE	New Delhi

*NP: Not participated

10 COLLEGES WITH LOWEST FEES

RANK	COLLEGE	CITY	COURSE FEES* (Entire duration) (₹)
1	ISABELLA THOBURN COLLEGE	Lucknow	0*
2	VELLALAR COLLEGE FOR WOMEN (AUTONOMOUS)	Erode	3,038
3	PSG COLLEGE OF ARTS & SCIENCE	Coimbatore	3,666
4	SONOPANT DANDEKAR SHIKSHAN MANDALI'S S.D. ARTS, V.S. APTE COMMERCE, M.H. MEHTA SCIENCE COLLEGE	Palghar	4,925
5	ALL SAINTS' COLLEGE	Thiruvananthapuram	5,400
6	V.O. CHIDAMBARAN COLLEGE	Thoothukkudi	5,431
7	WALCHAND COLLEGE OF ARTS & SCIENCE	Solapur	6,015
8	ST THOMAS COLLEGE (AUTONOMOUS)	Thrissur	6,311
9	STELLA MARIS COLLEGE (AUTONOMOUS)	Chennai	6,346
10	YASHWANTRAO MOHITE COLLEGE OF ARTS, SCIENCE & COMMERCE	Pune	6,405

*Course fee = Tuition fee + Other fees
Note: Isabella Thoburn College does not charge any fees.
The list includes both government and private colleges

10 EMERGING COLLEGES

Highest scoring colleges among those set up in or after 2000

RANK	COLLEGE	CITY
1	KRISTU JAYANTI COLLEGE	Bengaluru
2	MANIPAL SCHOOL OF LIFE SCIENCES	Manipal
3	LAKSHMIBAI COLLEGE	New Delhi
4	ST WILFRED'S PG COLLEGE	Jaipur
5	SCHOOL OF SCIENCES, JAIN (DEEMED TO BE UNIVERSITY)	Bengaluru
6	VIVEKANANDA COLLEGE, MADHYAMGRAM	Kolkata
7	SRI KRISHNA ARTS & SCIENCE COLLEGE (AUTONOMOUS)	Coimbatore
8	DR N.G.P. ARTS & SCIENCE COLLEGE	Coimbatore
9	ST JOSEPH'S DEGREE & PG COLLEGE	Hyderabad
10	AMITY INSTITUTE OF APPLIED SCIENCES	Noida

STUDENTSPEAK

RAYIRTH BHAT

BSc Physics (Hons) 3rdYear, Hindu College

"I still recall March 8, 2020—the last time I attended my college and tasted those yum-my *samosas* in the canteen. It's been more than a year. But our teachers have worked very hard to help us learn in an online environment. They have been very under-standing, especially because it is easy to develop 'online sickness'. Our lab sessions too have been conducted online, with proper apparatus and procedures. The only drawback was the length of the lectures and lab sessions. In the online mode, you feel lethargic after a point and need a break. But our teachers have tried their best to make the classes interactive. I believe the online mode has given us more oppor-tunities to take up projects and internships. We have partici-pated in projects under the Hindu College Innovation Council. Our college participat-ed in the Asian Undergraduate Summit 2021, hosted online by the National University of Singapore from June 7 to 10, 2021. It gave us global exposure and a platform to present our ideas on the scientific develop-ments in Asia."

(As told to Mrini Devnani)

TOP 3 GAINERS

Colleges that made the biggest leap since last year

SERIAL NO.	COLLEGE	CITY	RANK IN 2021	RANK IN 2020
1	ST XAVIER'S COLLEGE (AUTONOMOUS)	Ranchi	64	71
2	AMITY INSTITUTE OF APPLIED SCIENCES	Noida	68	75
3	ST JOSEPH'S DEGREE & PG COLLEGE	Hyderabad	62	68

NEW ENTRANTS

Colleges that found a place among the top 25 for the first time

RANK IN 2021	COLLEGE
9	SRI VENKATESWARA COLLEGE, New Delhi
25	ST XAVIER'S COLLEGE (AUTONOMOUS), Ahmedabad

STUDENTSPEAK

ANANYA SEHGAL

BSc Chemistry (Hons) First Year, Hindu College, Delhi



"I began my college life sometime in late November 2020. Hindu College erased any apprehensions I may have had at the very outset. Ten minutes into our first online meet, I was already feeling at home. I was pleasantly surprised as to how easy it was to fit in. Our teach-ers were so welcoming. Even in an online set-up, they had us pumped up with contagious enthusiasm. The immense work our teachers put in daily—by making presen-tations and videos to ensure we have no trouble grasp-ing the con-cepts—is heart-warming. It almost seems nothing goes wrong if they are around. The college has deliv-ered a vibrant atmosphere online, and with its numerous societies and clubs, there's always a buzz of activity."

(As told to Mrini Devnani)

No. 2 MIRANDA HOUSE NEW DELHI

STUDENTSPEAK

ARJU

BSc Chemistry (Hons) Third Year, Miranda House, Delhi

"The sudden shift to online learning did initially disturb the flow of regular classes. We had to get used to various applications needed to perform the academic tasks online. But with time, we adjusted and improvised on our learning methods. One drawback with online learning was the lack of hands-on lab practice for Science stu-dents. It has affected our grasping abilities to some extent even though our teachers did their best to fill the void with the help of presen-tations and videos and through websites that offered us hands-on virtual lab experience. During the pandemic, the college has ensured that there was no lack of study material and offered us access to important books, practice questions and notes, and also offered regular workshops on difficult topics. The faculty provided us with engaging assessment that requires team-work. This made learn-ing more efficient. However, social inter-actions with our friends and teachers have been restricted to the 'screen', which has led to some dissatisfac-tion as we cannot enjoy the regular college experience."

(As told to Mrini Devnani)

RAJWANT RAWAT

SPIRIT OF INNOVATION
Miranda House principal Dr Bijayalaxmi Nanda at the college lab

No. 3 MADRAS CHRISTIAN COLLEGE
CHENNAI

STUDENTSPEAK

DAVID S.M.
MSc Chemistry Final Year, MCC

"Initially, it was hard to follow the concepts on the online platform. It is difficult to attain practical learning without lab experience. Our teachers did their best to explain the concepts through customised virtual lab sessions, which enabled conceptual learning. We could not perform micro-projects in labs but started using our intellectual skills to analyse topics and made use of the freely available cheminformatics tools. During the last semester, hybrid classes (online and in-campus) were available. We turned up at the research labs to follow up on our project work and gain hands-on experience. Doing a large part of the research work within three months meant a lot of pressure, but we achieved more than what we might have in the entire year. It has helped me gain admission for doctoral studies at the University of Utah."

(As told to R. Gireeshvaran)

TOP 5 REGION-WISE EAST ↓

RANK	COLLEGE	CITY
1	ANUGRAH NARAYAN COLLEGE	Patna
2	PATNA WOMEN'S COLLEGE (AUTONOMOUS)	Patna
3	VIVEKANANDA COLLEGE, MADHYAMGRAM	Kolkata
4	J.D. BIRLA INSTITUTE	Kolkata
5	ST XAVIER'S COLLEGE (AUTONOMOUS)	Ranchi

TOP 5 REGION-WISE NORTH ↓

RANK	COLLEGE	CITY
1	HINDU COLLEGE	New Delhi
2	MIRANDA HOUSE	New Delhi
3	ST STEPHEN'S COLLEGE	New Delhi
4	HANSRAJ COLLEGE	New Delhi
5	DAULAT RAM COLLEGE	New Delhi

TOP 5 REGION-WISE SOUTH ↓

RANK	COLLEGE	CITY
1	MADRAS CHRISTIAN COLLEGE	Chennai
2	LOYOLA COLLEGE (AUTONOMOUS)	Chennai
3	STELLA MARIS COLLEGE (AUTONOMOUS)	Chennai
4	DEPARTMENT OF SCIENCES, CHRIST (DEEMED TO BE UNIVERSITY)	Bengaluru
5	ST JOSEPH'S COLLEGE (AUTONOMOUS)	Bengaluru

TOP 5 REGION-WISE WEST ↓

RANK	COLLEGE	CITY
1	SVKM'S MITHIBAI COLLEGE OF ARTS, CHAUHAN INSTITUTE OF SCIENCE & AMRUTBEN JIVANLAL COLLEGE OF COMMERCE & ECONOMICS (AUTONOMOUS)	Mumbai
2	ST XAVIER'S COLLEGE (AUTONOMOUS)	Ahmedabad
3	KISHINCHAND CHELLARAM COLLEGE	Mumbai
4	SOPHIA COLLEGE FOR WOMEN (AUTONOMOUS)	Mumbai
5	B.K. BIRLA COLLEGE OF ARTS, SCIENCE & COMMERCE (AUTONOMOUS)	Kalyan

Note: The tables above are based on objective data submitted by the college

TOP 3 CITY-WISE DELHI ↓

RANK	COLLEGE
1	HINDU COLLEGE
2	MIRANDA HOUSE
3	ST STEPHEN'S COLLEGE

TOP 3 CITY-WISE MUMBAI ↓

RANK	COLLEGE
1	SVKM'S MITHIBAI COLLEGE OF ARTS, CHAUHAN INSTITUTE OF SCIENCE & AMRUTBEN JIVANLAL COLLEGE OF COMMERCE & ECONOMICS (AUTONOMOUS)
2	KISHINCHAND CHELLARAM COLLEGE
3	SOPHIA COLLEGE FOR WOMEN (AUTONOMOUS)

INDIA TODAY BEST COLLEGES 25 YEARS

SCIENCE

TOP 3 CITY-WISE CHENNAI ↓

RANK	COLLEGE
1	MADRAS CHRISTIAN COLLEGE
2	LOYOLA COLLEGE (AUTONOMOUS)
3	STELLA MARIS COLLEGE (AUTONOMOUS)

TOP 3 CITY-WISE BENGALURU ↓

RANK	COLLEGE
1	DEPARTMENT OF SCIENCES, CHRIST (DEEMED TO BE UNIVERSITY)
2	ST JOSEPH'S COLLEGE (AUTONOMOUS)
3	MOUNT CARMEL COLLEGE (AUTONOMOUS)

TOP 3 CITY-WISE HYDERABAD ↓

RANK	COLLEGE
1	ST FRANCIS COLLEGE FOR WOMEN
2	ST ANN'S COLLEGE FOR WOMEN
3	ST JOSEPH'S DEGREE & PG COLLEGE

TOP 3 CITY-WISE PUNE ↓

RANK	COLLEGE
1	ST MIRA'S COLLEGE FOR GIRLS
2	FACULTY OF SCIENCE, MIT WORLD PEACE UNIVERSITY
3	INDIRA COLLEGE OF COMMERCE & SCIENCE

TOP 3 CITY-WISE CHANDIGARH ↓

RANK	COLLEGE
1	GOSWAMI GANESH DUTTA SANATAN DHARAMA COLLEGE
2	MEHR CHAND MAHAJAN DAV COLLEGE FOR WOMEN
3	DAV COLLEGE, SECTOR 10

TOP 3 CITY-WISE KOCHI ↓

RANK	COLLEGE
1	SACRED HEART COLLEGE (AUTONOMOUS), THEVARA
2	BHARATA MATA COLLEGE, THRIKKAKARA
3	ST XAVIER'S COLLEGE FOR WOMEN, ALUVA

TOP 3 CITY-WISE COIMBATORE ↓

RANK	COLLEGE
1	SRI RAMAKRISHNA COLLEGE OF ARTS & SCIENCE
2	PSG COLLEGE OF ARTS & SCIENCE
3	SRI RAMAKRISHNA MISSION VIDYALAYA COLLEGE OF ARTS & SCIENCE

TOP 3 CITY-WISE JAIPUR ↓

RANK	COLLEGE
1	S.S. JAIN SUBODH PG COLLEGE (AUTONOMOUS)
2	ST WILFRED'S PG COLLEGE
3	PODDAR INTERNATIONAL COLLEGE

CHANDRADEEP KUMAR

THE BUSINESS OF LEARNING
SRCC principal Simrit Kaur with students

THE BIZ WHIZ

GURUSPEAK

"This year, salaries during placements were higher"

–SIMRIT KAUR, Principal, Shri Ram College of Commerce, New Delhi

No. 1
SHRI RAM COLLEGE OF COMMERCE, DELHI

"Last March, when students left for the Holi break, many left their books or laptops behind, assuming they would soon return—but then, suddenly, the lockdown was imposed. The same day, we had a staff council meeting on the best way to move forward. Within 48 hours, we were back on track. While students are familiar with digital technologies, we had training sessions for the teachers. There were different aspects that we had to consider—how to get students and faculty to adapt to online learning, and how to make sure that student-to-college and student-to-student relationships did not suffer. All our lectures were also put up online. We circulated Google forms to understand how students and teachers were adapting to the new systems. We are strengthening our Wi-Fi networks. We have also adopted smart classrooms, with a white board and 12 feet of walking space for teachers. Students can attend these classess online from wherever they might be. Students have also been encouraged to take Coursera courses. We have provided students with 24/7 career and psychological counselling. This year, placements were conducted virtually, with better-than-expected results—median salaries were higher than we had hoped. Looking forward, I anticipate future education systems to involve blended learning. We are also working on further tech upgradation of both our software and hardware. But in the end, students do want to come back to college—there is no substitute for campus life." ■

(As told to Shweta Punj)

TOP 10 COMMERCE COLLEGES

RANK 2021	RANK 2020	RANK 2019	RANK 2018	COLLEGE	CITY
1	1	2	NP*	SHRI RAM COLLEGE OF COMMERCE (SRCC)	New Delhi
2	2	1	1	HINDU COLLEGE	New Delhi
3	3	4	4	LADY SHRI RAM COLLEGE FOR WOMEN	New Delhi
4	4	3	2	HANSRAJ COLLEGE	New Delhi
5	6	7	7	LOYOLA COLLEGE (AUTONOMOUS)	Chennai
6	5	5	NP	DEPARTMENT OF COMMERCE, CHRIST (DEEMED TO BE UNIVERSITY)	Bengaluru
7	7	8	5	RAMJAS COLLEGE	New Delhi
8	8	6	3	MADRAS CHRISTIAN COLLEGE (AUTONOMOUS)	Chennai
9	10	10	9	SVKM'S NARSEE MONJEE COLLEGE OF COMMERCE & ECONOMICS	Mumbai
10	9	12	8	SVKM'S MITHIBAI COLLEGE OF ARTS, CHAUHAN INSTITUTE OF SCIENCE & AMRUTBEN JIVANLAL COLLEGE OF COMMERCE & ECONOMICS (AUTONOMOUS)	Mumbai

*NP: Not participated

TOP 10 COLLEGES WITH THE BEST PLACEMENT RECORD ↓

RANK	COLLEGE	CITY	AVERAGE ANNUAL SALARY (Rs)
1	LADY SHRI RAM COLLEGE FOR WOMEN	New Delhi	9,26,000
2	SHRI RAM COLLEGE OF COMMERCE (SRCC)	New Delhi	8,43,000
3	HINDU COLLEGE	New Delhi	6,56,706
4	DEPARTMENT OF COMMERCE, CHRIST (DEEMED TO BE UNIVERSITY)	Bengaluru	6,45,531
5	SVKM'S NARSEE MONJEE COLLEGE OF COMMERCE AND ECONOMICS	Mumbai	6,00,000
6	DESHBANDHU COLLEGE	New Delhi	5,90,000
7	HANSRAJ COLLEGE	New Delhi	5,48,994
8	SCHOOL OF COMMERCE, JAIN (DEEMED TO BE UNIVERSITY)	Bengaluru	5,40,000
9	KRISTU JAYANTI COLLEGE	Bengaluru	5,25,000
10	SVKM'S MITHIBAI COLLEGE OF ARTS, CHAUHAN INSTITUTE OF SCIENCE & AMRUTBEN JIVANLAL COLLEGE OF COMMERCE & ECONOMICS (AUTONOMOUS)	Mumbai	5,00,000

TOP 10 COLLEGES WITH THE LOWEST FEES ↓

RANK	COLLEGE	CITY	COURSE FEES (Rs)
1	H.L. COLLEGE OF COMMERCE	Ahmedabad	3,600
2	ALL SAINTS' COLLEGE	Trivandrum	4,455
3	AVADH GIRLS' DEGREE COLLEGE	Lucknow	5,000
4	SARDAR PATEL MAHAVIDYALAYA	Chandrapur	5,040
5	V.O. CHIDAMBARAM COLLEGE	Thoothukudi	5,041
6	SVKM'S NARSEE MONJEE COLLEGE OF COMMERCE & ECONOMICS	Mumbai	5,483
7	FAROOK COLLEGE (AUTONOMOUS)	Kozhikode	5,940
8	PSGR KRISHNAMMAL COLLEGE FOR WOMEN	Coimbatore	6,069
9	H.A. COLLEGE OF COMMERCE	Ahmedabad	7,200
10	BHARATA MATA COLLEGE	Kochi	9,000

Note:: The list includes both government and private colleges

STUDENTSPEAK

PARTH CHOWDHARY
Second-year, BA Economics (Hons), SRCC, Delhi

"I have been attending classes from Vadodra, Gujarat. There is absolutely no comparison between offline and online classes. There is a lot that campus life offers which cannot be replicated online. There are many experiences that are exclusive to physical settings. There is so much one learns in terms of one's work-life balance on campus—studies, fun, extra-curriculars—and this is something that students are missing. That said, the transition to online classes has been pretty good. We were all on MS teams—all faculty and students across batches. Online learning has also opened up a lot of opportunities—we saved a lot of time and a big part of the day was left with us to pursue and learn other skills. A lot of students learnt programming languages. There were free Coursera courses. On the placement front, we had one designated portal for all applications which made it very smooth and convenient. I would want the focus to remain on a physical model—core learning should remain physical—but with digital learning tools. I miss the DU campus."

(As told to Shweta Punj)

No. 3 LADY SHRI RAM COLLEGE FOR WOMEN (LSR)
NEW DELHI

GURUSPEAK

"WE ARE EXPLORING OPTIONS BEYOND THE CLASSROOM TO INSTIL A SENSE OF BELONGING"

–DR SUMAN SHARMA
Principal, Lady Shri Ram College for Women

M ZHAZO

"The transition to online teaching in March 2020 was swift and unexpected. We made sincere efforts to maintain quality in our teaching-learning processes. In order to complete the syllabus, faculty members took classes on online platforms such as Google Meet. Teachers also made use of platforms such as Google classrooms, through which students could submit assignments and have them evaluated. Study material for each subject was uploaded on the college website and separate pages on the website were created for each department. With this, all faculty members remained available telephonically and on email to address students' doubts. The college also felt it necessary to provide platforms through which students could seek socio-emotional support. In this regard, the teachers of the Department of Psychology initiated the LSR-RAHAT programme wherein students could contact them to discuss a variety of socio-emotional issues.

Many of LSR's societies and department associations hosted programmes online to ensure that digital learning flourished. The college also organised webinars and discussions by guest speakers on themes related to the pandemic. The commerce department also hosted a webinar on the socio-economic impact of Covid-19 on India's low-income working class with Professor Madhu Vij from the Faculty of Management Studies, Delhi and researcher Ratna Sudarshan, an alumnus of LSR, Delhi School of Economics and Cambridge University. These initiatives were taken up to enhance the understanding of our students during the pandemic.

We are currently exploring options beyond the classroom to give students a sense of belonging. We have a host of societies that are planning online events, with students actively preparing videos for those. These are our attempts at recreating the campus experience in the circumstances." ■

(As told to Mrini Devnani)

STUDENTSPEAK

RADHIKA MATHUR
Third year, BCom, (Hons), LSR, New Delhi

"I have been very lucky to be part of a close-knit community at LSR's commerce department. When the pandemic had just hit last year, we had no idea about how far-reaching its impact on us would be. But we took the difficulties head-on and solved as many issues as possible. To begin with, as classes shifted online, our primary concern was to eliminate the digital divide. Students conducted a survey to find out how accessible data packs, digital devices and study material were among fellow students. We immediately took it upon ourselves to make sure that everyone had access to study material by scanning and uploading notes on a common Google drive. As the first-years joined the college in November, we final-year students kicked off our mentor-mentee programme in a slightly different way. We ensured that mentors were from the same cities as mentees so they could connect with each other better. We have also conducted a lot of community building activities such as games, social media interactions and events online."

(As told to Mrini Devnani)

TOP 10 COLLEGES WITH THE BEST VALUE FOR MONEY

RANK	COLLEGE	CITY	RETURN ON INVESTMENT*
1	SVKM'S NARSEE MONJEE COLLEGE OF COMMERCE AND ECONOMICS	Mumbai	109.43
2	H.L. COLLEGE OF COMMERCE	Ahmedabad	50.83
3	ALL SAINTS' COLLEGE	Thiruvananthapuram	49.38
4	PSGR KRISHNAMMAL COLLEGE FOR WOMEN	Coimbatore	46.14
5	H.A. COLLEGE OF COMMERCE	Ahmedabad	31.94
6	V.O. CHIDAMBARAM COLLEGE	Thoothukudi	28.57
7	ANDHRA LOYOLA COLLEGE (AUTONOMOUS)	Vijayawada	25.00
8	DEEN DAYAL UPADHYAYA COLLEGE	Bengaluru	24.54
9	MAR THOMA COLLEGE	Thiruvalla	22.04
10	SVKM'S MITHIBAI COLLEGE OF ARTS, CHAUHAN INSTITUTE OF SCIENCE AND AMRUTBEN JIVANLAL COLLEGE OF COMMERCE & ECONOMICS (AUTONOMOUS)	Mumbai	22.03

(*Return on investment is calculated as average annual salary/ total course fees)

TOP 10 EMERGING COLLEGES

Highest-scoring colleges among those set up in or after 2000

RANK	COLLEGE	CITY
1	KRISTU JAYANTI COLLEGE	Bengaluru
2	WOMEN'S CHRISTIAN COLLEGE	Chennai
3	J.D. BIRLA INSTITUTE	Kolkata
4	PRESIDENCY COLLEGE	Bengaluru
5	ISABELLA THOBURN COLLEGE	Lucknow
6	SCHOOL OF COMMERCE, JAIN (DEEMED TO BE UNIVERSITY)	Bengaluru
7	ST JOSEPH'S COLLEGE (AUTONOMOUS)	Bengaluru
8	AMITY COLLEGE OF COMMERCE & FINANCE	Noida
9	ST JOSEPH'S DEGREE & PG COLLEGE	Hyderabad
10	PRESTIGE INSTITUTE OF MANAGEMENT	Gwalior

No. 5 LOYOLA COLLEGE
CHENNAI

GURUSPEAK

"THE SYLLABUS WAS TRIMMED TO 60 PER CENT WITHOUT COMPROMISING THE SUBJECTS"

–DR A. MARCUS
Head, Department of Commerce, Loyola College, Chennai

JAISON G

"Understanding the changing situation, our college adapted and developed its own technology—the Loyola Learning Management System—and conducted orientations for our entire faculty. Students were also given a few days of training on the new system—they understood the situation and extended their fullest cooperation. The syllabus was trimmed to 60 per cent without compromising the uniqueness of the subjects. The time table for each day was bifurcated into synchronised virtual classes, where staff members conducted online classes for 50 minutes to cover 60 per cent of the portion, with the rest covered in asynchronised virtual classes with assignments and course works. Tests and semester examinations were conducted online, and the management had consistent interaction with staff members through periodic virtual meetings. The schedule was also developed to ensure students had 15 minutes of break between one class and the next. The department also interacted with student representatives to learn their concerns. Wherever students were in need, gadgets were provided by the management. The issue of students missing classes was compassionately looked into by understanding the context. The department also interacted with the parents to ensure the comfort of students." ■

(As told to Aravindan)

JAISON G

STUDENTSPEAK

–RITHIK,
Final year, BCom student, Loyola College, Chennai

"The pandemic has definitely showed the college's potential to change. Most of the lessons were conveyed through presentations. We were given assignments that were completely different and innovative compared to the traditional assignments during previous semesters. We were associated with the traditional method of education using green boards and textbooks. The online mode also had its upsides because most of my classmates were more comfortable interacting in online classes compared to physical classes. Online classes literally helped most of them to come out of their shells. One among the most important things we used to miss was the brainstorming of ideas and suggestions of our fellow classmates and professors during the start of the physical classes. But our instructors tried to compensate that through creating an institutional email for each student and creating groups on WhatsApp for each subject. This acted as a portal for our discussions."

(As told to Aravindan)

TOP 3 GAINERS AMONG FIRST 100

Colleges that made the biggest leap since last year

SERIAL	COLLEGE	CITY	RANK IN 2021	RANK IN 2020
1	UNIVERSITY SCHOOL OF BUSINESS, CHANDIGARH UNIVERSITY	Mohali	94	104
2	LINGAYA'S LALITA DEVI INST. OF MANAGEMENT & SCIENCES	New Delhi	89	97
3	SCHOOL OF COMMERCE, MIT WPU	Pune	92	100

NEW ENTRANTS

Colleges which found place among the top 25 for that first time

RANK IN 2021	COLLEGE
15	SRI VENKATESWARA COLLEGE, New Delhi
25	WOMEN'S CHRISTIAN COLLEGE, Chennai

INDIA TODAY BEST COLLEGES 25 YEARS

COMMERCE

TOP 5 REGION-WISE EAST ↓

RANK	COLLEGE	CITY
1	J.D. BIRLA INSTITUTE	Kolkata
2	ST XAVIER'S COLLEGE	Ranchi
3	K.C. DAS COMMERCE COLLEGE	Guwahati
4	THE ICFAI UNIVERSITY, SIKKIM	Gangtok
5	AMITY BUSINESS SCHOOL	Raipur

TOP 5 REGION-WISE SOUTH ↓

RANK	COLLEGE	CITY
1	LOYOLA COLLEGE (AUTONOMOUS)	Chennai
2	DEPARTMENT OF COMMERCE, CHRIST (DEEMED TO BE UNIVERSITY)	Bengaluru
3	MADRAS CHRISTIAN COLLEGE (AUTONOMOUS)	Chennai
4	ST JOSEPH'S COLLEGE OF COMMERCE (AUTONOMOUS)	Bengaluru
5	STELLA MARIS COLLEGE (AUTONOMOUS)	Chennai

TOP 5 REGION-WISE NORTH ↓

RANK	COLLEGE	CITY
1	SHRI RAM COLLEGE OF COMMERCE	New Delhi
2	HINDU COLLEGE	New Delhi
3	LADY SHRI RAM COLLEGE FOR WOMEN	New Delhi
4	HANSRAJ COLLEGE	New Delhi
5	RAMJAS COLLEGE	New Delhi

TOP 5 REGION-WISE WEST ↓

RANK	COLLEGE	CITY
1	SVKM'S NARSEE MONJEE COLLEGE OF COMMERCE & ECONOMICS	Mumbai
2	SVKM'S MITHIBAI COLLEGE OF ARTS, CHAUHAN INSTITUTE OF SCIENCE & AMRUTBEN JIVANLAL COLLEGE OF COMMERCE & ECONOMICS (AUTONOMOUS)	Mumbai
3	K.J. SOMAIYA COLLEGE OF ARTS & COMMERCE (AUTONOMOUS)	Mumbai
4	KISHINCHAND CHELLARAM COLLEGE	Mumbai
5	SYMBIOSIS COLLEGE OF ARTS & COMMERCE	Pune

TOP 3 CITY WISE DELHI ↓

RANK	COLLEGE
1	SHRI RAM COLLEGE OF COMMERCE
2	HINDU COLLEGE
3	LADY SHRI RAM COLLEGE FOR WOMEN

TOP 3 CITY WISE MUMBAI ↓

RANK	COLLEGE
1	SVKM'S NARSEE MONJEE COLLEGE OF COMMERCE & ECONOMICS
2	SVKM'S MITHIBAI COLLEGE OF ARTS, CHAUHAN INSTITUTE OF SCIENCE & AMRUTBEN JIVANLAL COLLEGE OF COMMERCE & ECONOMICS (AUTONOMOUS)
3	K.J. SOMAIYA COLLEGE OF ARTS & COMMERCE (AUTONOMOUS)

TOP 3 CITY WISE CHENNAI ↓

RANK	COLLEGE
1	LOYOLA COLLEGE (AUTONOMOUS)
2	MADRAS CHRISTIAN COLLEGE (AUTONOMOUS)
3	STELLA MARIS COLLEGE (AUTONOMOUS)

TOP 3 CITY WISE BENGALURU ↓

RANK	COLLEGE
1	DEPARTMENT OF COMMERCE, CHRIST (DEEMED TO BE UNIVERSITY)
2	ST JOSEPH'S COLLEGE OF COMMERCE (AUTONOMOUS)
3	KRISTU JAYANTI COLLEGE

TOP 3 CITY WISE HYDERABAD ↓

RANK	COLLEGE
1	ST FRANCIS COLLEGE FOR WOMEN
2	ST JOSEPH'S DEGREE & PG COLLEGE
3	ST ANN'S COLLEGE FOR WOMEN

TOP 3 CITY WISE PUNE ↓

RANK	COLLEGE
1	SYMBIOSIS COLLEGE OF ARTS & COMMERCE
2	ST MIRA'S COLLEGE FOR GIRLS
3	INDIRA COLLEGE OF COMMERCE & SCIENCE

TOP 3 CITY WISE CHANDIGARH ↓

RANK	COLLEGE
1	GOSWAMI GANESH DUTTA SANATAN DHARAMA COLLEGE
2	MEHR CHAND MAHAJAN DAV COLLEGE FOR WOMEN
3	POST GRADUATE GOVERNMENT COLLEGE FOR GIRLS

TOP 3 CITY WISE KOCHI ↓

RANK	COLLEGE
1	SACRED HEART COLLEGE (AUTONOMOUS), THEVARA
2	BHARATA MATA COLLEGE
3	ST XAVIER'S COLLEGE FOR WOMEN ALUVA

TOP 3 CITY WISE COIMBATORE ↓

RANK	COLLEGE
1	PSG COLLEGE OF ARTS & SCIENCE
2	SRI KRISHNA ARTS AND SCIENCE COLLEGE (AUTONOMOUS)
3	DR S.N.S. RAJALAKSHMI COLLEGE OF ARTS & SCIENCE

TOP 3 CITY WISE JAIPUR ↓

RANK	COLLEGE
1	S.S. JAIN SUBODH PG (AUTONOMOUS) COLLEGE
2	SCHOOL OF BUSINESS & MANAGEMENT, JAIPUR NATIONAL UNIVERSITY
3	PODDAR INTERNATIONAL COLLEGE

SATHYABAMA

INSTITUTE OF SCIENCE AND TECHNOLOGY
(DEEMED TO BE UNIVERSITY)

ENGINEERING | ARCHITECTURE

MANAGEMENT | LAW

ARTS & SCIENCE | DENTAL

PHARMACY | NURSING

For more details, contact -

9940058263 | 9940168007 | 9940069538

www.sathyabama.ac.in

- 300+ Companies for Placement
- 250+ MOUS
- 100+ Crores Research Projects
- 80+ Patents Granted
- 10000+ Research Publications
- 250+ Research Projects
- 200+ Patents Filed

\SathyabamaOfficial | @sathyabama.official | @SathyabamaSIST | YouTube \Sathyabama

No. 1 ALL INDIA INSTITUTE OF MEDICAL SCIENCES, DELHI

THE SAVIOURS

GURUSPEAK

"For mental health and wellbeing of our students, we did regular courses with the psychiatric department"

–DR ANITA SAXENA

Dean of academics and Head of the department, Cardiology, AIIMS Delhi

CHANDRADEEP KUMAR

IN SESSION Dr Anita Saxena with her students

"The major change that happened because of the lockdown is that a lot of teaching has gone online. Our academic section has worked really hard to make it a success by providing a lot of platforms for learning to the students. For example, we have virtual website teaching where we create problem-solving cases for students. These are real cases that have been with us earlier and we have made up a whole history, teaching, examination experience around it. It is a problem-oriented class, which is like a virtual ward experience for them, so that they know how to recognise and make a certain diagnosis. Ward postings and practical learning have taken a bit of a beating due to Covid; many of our students and residents are posted in the Covid facility. A number of teaching modules have been developed to prepare them for work in the Covid wards. These are not just for residents, but also for nurses, interns and research staff, anyone who isn't used to working in Covid facilities.

We have also placed a lot of emphasis on the mental health and wellbeing of our students, with dedicated regular courses being conducted by our psychiatric department. Many residents are under a lot of stress working in the Covid wards. They also know that their training is suffering to some extent as non-Covid work has gone down in these times as most resources are diverted to Covid work. The mental health courses are preventive in nature but if someone is feeling stressed, they can also approach the department through helpline numbers.

Last year, from December to March we had started physical classes for undergraduate students. They were here on campus and attended classes in the wards. But we had a small group size, around 4-5, as opposed to the normal 10-15 students to ensure social distancing." ■

(As told to Sonali Acharjee)

TOP 10 GOVT MEDICAL COLLEGES

RANK 2021	RANK 2020	RANK 2019	RANK 2018	COLLEGE	CITY
1	1	1	1	ALL INDIA INSTITUTE OF MEDICAL SCIENCES (AIIMS)	New Delhi
2	2	2	2	ARMED FORCES MEDICAL COLLEGE (AFMC)	Pune
3	3	3	3	MAULANA AZAD MEDICAL COLLEGE (MAMC)	New Delhi
4	4	4	4	JAWAHARLAL INSTITUTE OF POSTGRADUATE MEDICAL EDUCATION & RESEARCH (JIPMER)	Puducherry
5	6	6	6	INSTITUTE OF MEDICAL SCIENCES, BANARAS HINDU UNIVERSITY (BHU)	Varanasi
6	5	5	5	KING GEORGE'S MEDICAL UNIVERSITY	Lucknow
7	7	8	11	VARDHMAN MAHAVIR MEDICAL COLLEGE	New Delhi
8	8	7	8	LADY HARDINGE MEDICAL COLLEGE	New Delhi
9	9	NP*	7	UNIVERSITY COLLEGE OF MEDICAL SCIENCES	New Delhi
10	10	9	10	GRANT GOVERNMENT MEDICAL COLLEGE	Mumbai

*NP: Not participated

No. 2 CHRISTIAN MEDICAL COLLEGE VELLORE

GURUSPEAK

"Every department developed their own strategy for practical classes in virtual mode"

–DR ANNA B. PULIMOOD
Principal, Christian Medical College, Vellore

"At CMC Vellore, we give a lot of importance to clinical teaching. Medical students spend much of their time every day in the wards and outpatient departments under the supervision of our doctors. From the start of the first lockdown of the Covid pandemic in March 2020, we realised that our normal teaching and learning process was going to be severely affected.

We quickly organised meetings with the heads of all our teaching departments to plan a course of action. We had to ensure continuity in the learning process and that assessment of students took place at regular intervals. Our V-P for MBBS students coordinated all the schedules for teaching and online tests and ensured that attendance was monitored, and marks collated as required. Fortunately, we had Microsoft Teams for online teaching and we put this to use immediately. All theory classes went online straightaway, but the practical classes and clinics were a problem.

Every department developed their own strategy for practical online teaching and the faculty started to use a lot of innovative methods: some departments made videos of practical classes. To replace regular clinical learning, students were given paper assignments, virtual patients and telephonic assignments where they took the history of patients in the wards who agreed to be interviewed. Discussions were organised with consultants on the approach to different clinical scenarios. To monitor the teaching-learning process, students were required to maintain an online logbook of cases discussed. A WhatsApp group of student representatives of clinical groups with their faculty coordinators was also made. We ensured that students participated in modules on management of Covid patients and the proper use of PPE kits." ■

(As told to R. Gireeshvaran)

TOP 3 GAINERS ↓

Colleges that made the biggest leaps since last year

RANK	COLLEGE	CITY	RANK IN 2021	RANK IN 2020
1	ALL INDIA INSTITUTE OF MEDICAL SCIENCES (AIIMS)	Jodhpur	23	25
2	INSTITUTE OF MEDICAL SCIENCES, BANARAS HINDU UNIVERSITY (BHU)	Varanasi	6	7
3	JAWAHARLAL NEHRU MEDICAL COLLEGE, ALIGARH MUSLIM UNIVERSITY (AMU)	Aligarh	18	19

NEW ENTRANTS ↓

Colleges that found place among top 25 for the first time

RANK IN 2021	COLLEGE
16	SAWAI MAN SINGH MEDICAL COLLEGE, Jaipur
21	B.J. GOVERNMENT MEDICAL COLLEGE, Pune
25	ALL INDIA INSTITUTE OF MEDICAL SCIENCES (AIIMS), BHUBANESWAR, Bhubaneswar

SYMBIOSIS MEDICAL COLLEGE FOR WOMEN
॥वसुधैव कुटुम्बकम्॥
Gram: Lavale, Tal.: Mulshi, Dist.: Pune - 412115 | +91-20-61930271/72/73/74/75

Let's make India proud
by empowering women
to rewrite the future of healthcare

MBBS
Admissions 2021-22

In its golden jubilee year, Symbiosis launched the 'Symbiosis Medical College for Women' (SMCW) to empower women and contribute to nation building by increasing the number of skilled lady doctors who are empathetic, ethical and compassionate.

SMCW Differentiators:
- Interdisciplinary curriculum with a strong focus on academics and research
- Distinguished faculty
- 900-bedded tertiary care hospital with latest state-of-the-art equipment
- Digital lecture halls and well-equipped labs
- Fully residential facility in the 40 acres picturesque campus located within the main campus of the University at Lavale, Pune
- Anandi Gopal Scholarship for 5 meritorious girl students

Celebrating 50 Years of Excellence

MCI/NMC approved Medical College | NEET entrance exam and MCC registration for Deemed University is mandatory

For MBBS admission and other details, visit: smcw.edu.in
email: admissions@smcw.siu.edu.in or call: +91 7350183183

Lt. Col. (Dr.) T. Vijaya Sagar
Dean, SMCW

SYMBIOSIS INTERNATIONAL (DEEMED UNIVERSITY)
Established under Section 3 of the UGC Act, 1956 | Re-accredited by NAAC with 'A' grade (3.58/4) | Awarded Category – I by UGC

No Capitation fee/Donation is charged for admission to any programme at any Symbiosis Institute

TOP 10 GOVERNMENT COLLEGES WITH LOWEST FEES

RANK	COLLEGE	CITY	COURSE FEE* FOR ENTIRE DURATION (₹)
1	ARMED FORCES MEDICAL COLLEGE (AFMC)	Pune	0*
2	ALL INDIA INSTITUTE OF MEDICAL SCIENCES (AIIMS)	Jodhpur	1,350
3	ALL INDIA INSTITUTE OF MEDICAL SCIENCES (AIIMS)	New Delhi	1,628
4	ALL INDIA INSTITUTE OF MEDICAL SCIENCES (AIIMS)	Bhubaneswar	5,856
5	ALL INDIA INSTITUTE OF MEDICAL SCIENCES (AIIMS)	Raipur	5,856
6	LADY HARDINGE MEDICAL COLLEGE, NEW DELHI	New Delhi	6,775
7	MAULANA AZAD MEDICAL COLLEGE (MAMC)	New Delhi	19,265
8	UNIVERSITY COLLEGE OF MEDICAL SCIENCES	New Delhi	22,930
9	JAWAHARLAL INSTITUTE OF POSTGRADUATE MEDICAL EDUCATION AND RESEARCH (JIPMER)	Puducherry	34,500
10	OSMANIA MEDICAL COLLEGE	Hyderabad	52,250

*Course fee = Tuition fee + other fees
Note: AFMC does not charge any fees

TOP 10 PRIVATE COLLEGES WITH LOWEST FEES

RANK	COLLEGE	CITY	COURSE FEES* FOR ENTIRE DURATION (₹)
1	CHRISTIAN MEDICAL COLLEGE & HOSPITAL (CMC)	Vellore	1,57,880
2	MAHATMA GANDHI INSTITUTE OF MEDICAL SCIENCES	Wardha	6,74,550
3	ARMY COLLEGE OF MEDICAL SCIENCES	New Delhi	19,44,000
4	DAYANAND MEDICAL COLLEGE & HOSPITAL	Ludhiana	25,60,597
5	ST JOHN'S MEDICAL COLLEGE	Bengaluru	26,13,500
6	PSG INSTITUTE OF MEDICAL SCIENCES & RESEARCH	Coimbatore	34,80,000
7	DR PINNAMANENI SIDDHARTHA INSTITUTE OF MEDICAL SCIENCES & RESEARCH FOUNDATION	Vijayawada	37,21,250
8	CHRISTIAN MEDICAL COLLEGE, LUDHIANA	Ludhiana	40,59,365
9	M.S. RAMAIAH MEDICAL COLLEGE	Bengaluru	41,52,885
10	MAHARASHTRA INSTITUTE OF MEDICAL EDUCATION & RESEARCH MEDICAL COLLEGE, TALEGAON DABHADE	Pune	47,25,000

*Course fee = Tuition fee + other fees

STUDENTSPEAK

SARA JACOB
Final-year student, Christian Medical College, Vellore



"From being at their bedside, learning from our patients, being face-to-face with a diverse range of cases on a daily basis, to seeing pictures of the clinical presentation and leaving the rest to our imagination, there was a significant shift almost overnight for all of us. Classes began after the onset of the pandemic with an orientation on Covid-19, its management and the proper use of PPE kits, which shows the far-sighted vision of the administration as we now use these skills on a daily basis. While we missed our group study sessions, our virtual classes were split into small groups, enabling a higher teacher-student ratio, for better interaction and clearing of doubts with our professors. For hands-on experience, we managed by examining each other and occasionally our family members. Regular assessments kept us on the grind, and we were able to study for these using recorded lectures as well. We compiled a vast online collective resource which will continue to be useful to us in the future."

(As told to R. Gireeshwaran)

INDIA TODAY BEST COLLEGES 25 YEARS
MEDICAL

YASIR IQBAL

FIRMLY ON TOP
AIIMS, New Delhi (Jun. 2017)

TOP 10 EMERGING COLLEGES

Highest-scoring colleges among those set up in or after 2000

RANK 2021	
1	VARDHMAN MAHAVIR MEDICAL COLLEGE, New Delhi
2	ALL INDIA INSTITUTE OF MEDICAL SCIENCES (AIIMS), Jodhpur
3	ALL INDIA INSTITUTE OF MEDICAL SCIENCES (AIIMS), BHUBANESWAR, Bhubaneshwar
4	ARMY COLLEGE OF MEDICAL SCIENCES, New Delhi
5	ERA'S LUCKNOW MEDICAL COLLEGE & HOSPITAL, Lucknow
6	AMRITA SCHOOL OF MEDICINE, Kochi
7	ALL INDIA INSTITUTE OF MEDICAL SCIENCES (AIIMS), Raipur
8	SIKKIM MANIPAL INSTITUTE OF MEDICAL SCIENCES, Gangtok
9	DR RAJENDRA PRASAD GOVERNMENT MEDICAL COLLEGE, Kangra
10	SHRI RAM MURTI SMARAK INSTITUTE OF MEDICAL SCIENCES, Bareilly

TOP 10 GOVERNMENT COLLEGES

RANK 2021	RANK 2020	RANK 2019	RANK 2018	COLLEGE	CITY
1	1	1	1	ALL INDIA INSTITUTE OF MEDICAL SCIENCES (AIIMS)	New Delhi
2	2	2	2	ARMED FORCES MEDICAL COLLEGE (AFMC)	Pune
3	3	3	3	MAULANA AZAD MEDICAL COLLEGE (MAMC)	New Delhi
4	4	4	4	JAWAHARLAL INSTITUTE OF POSTGRADUATE MEDICAL EDUCATION & RESEARCH (JIPMER)	Puducherry
5	6	6	6	INSTITUTE OF MEDICAL SCIENCES, BANARAS HINDU UNIVERSITY (BHU)	Varanasi
6	5	5	5	KING GEORGE'S MEDICAL UNIVERSITY	Lucknow
7	7	8	11	VARDHMAN MAHAVIR MEDICAL COLLEGE	New Delhi
8	8	7	8	LADY HARDINGE MEDICAL COLLEGE	New Delhi
9	9	NP	7	UNIVERSITY COLLEGE OF MEDICAL SCIENCES	New Delhi
10	10	9	10	GRANT GOVERNMENT MEDICAL COLLEGE	Mumbai

TOP 10 PRIVATE COLLEGES

RANK 2021	RANK 2020	RANK 2019	RANK 2018	COLLEGE	CITY
1	1	1	1	CHRISTIAN MEDICAL COLLEGE & HOSPITAL (CMC)	Vellore
2	2	2	2	KASTURBA MEDICAL COLLEGE	Manipal
3	3	3	3	ST JOHN'S MEDICAL COLLEGE	Bengaluru
4	5	5	NP	MAHATMA GANDHI INSTITUTE OF MEDICAL SCIENCES	Wardha
5	6	6	8	ARMY COLLEGE OF MEDICAL SCIENCES	New Delhi
6	4	4	4	SRI RAMACHANDRA MEDICAL COLLEGE & RESEARCH INSTITUTE	Chennai
7	7	9	6	DAYANAND MEDICAL COLLEGE & HOSPITAL	Ludhiana
8	8	7	5	M.S. RAMAIAH MEDICAL COLLEGE	Bengaluru
9	9	8	9	CHRISTIAN MEDICAL COLLEGE	Ludhiana
10	10	10	10	KASTURBA MEDICAL COLLEGE,	Mangaluru

No 1 MAULANA AZAD INSTITUTE OF DENTAL SCIENCES, NEW DELHI

THE ENAMEL SPIRIT

GURUSPEAK

"To make things interesting, we sometimes hold classes for the entire batch of 250 UG students at one go"

–DR SANGEETA TALWAR
Director, Maulana Azad Institute of Dental Sciences, New Delhi

"Dentistry requires students to have exposure to patients—the practical aspect is crucial in our curriculum. Last year, after establishing Covid protocols and SOPs, we restarted our clinical programme in November, though it was halted when the second wave hit this March. But even at the peak of both waves, the residents (postgraduate students) and faculty continued to perform dental surgeries; the hospital was not shut for even a day. The entire institute has learned to conduct RT-PCR tests, and we hold refresher training for Covid diagnosis at regular intervals. This has helped us stay safe. For the undergraduate students, post the second wave, teaching has gone completely online. However, to make things interesting and promote inter-disciplinary learning, we sometimes conduct classes for the entire batch of 250 UG students at one go. For example, we had a class on diagnosis, treatment and rehab for black fungus patients, since it was largely related to dentistry. Faculty from various streams made presentations, and it was well received. We have also started teledental consultations, for which there is a roster involving UG and PG students, the faculty and some consultants. We have seen the demand for consultations grow, particularly since not all patients are emergency cases, and this is also a good way to treat non-emergency patients safely. Tele-dental consultations have helped us continue with the practical aspect of dentistry." ■

(As told to Sonali Acharjee)

NO DULL DAYS
Dr Sangeeta Talwar at work at the Maulana Azad Institute of Dental Sciences

YASIR IQBAL

STUDENTSPEAK

KUSHAL MAKHIJA
BDS Final-year student, MAIDS, Delhi

"For about four weeks, we were given time to adjust to the new software and online medium. Initially, it was one lecture a week, then two or three, and then all classes; it wasn't a sudden change of medium rather a gradual build-up, so we got accustomed. There hasn't been any major impact on the learning since we are still following a curriculum; the only difference is that teachers cannot see us nodding our heads! Learning online hasn't been difficult. In our batch of 39 students, whenever we have doubts, we ask our teachers, who are available even after the lectures. Clinical practice has also been handled to some extent. Last year, we were back on the campus and worked in a very secure environment. Special online modules are conducted for our training. Online teaching is very good for understanding concepts because a lot of multimedia can be used in the lectures."

(As told to Sonali Acharjee)

TOP 10 DENTAL COLLEGES

RANK 2021	RANK 2020	RANK 2019	RANK 2018	COLLEGE	CITY
1	1	1	1	MAULANA AZAD INSTITUTE OF DENTAL SCIENCES	New Delhi
2	2	2	2	FACULTY OF DENTAL SCIENCES, KING GEORGE'S MEDICAL UNIVERSITY	Lucknow
3	3	3	4	POST GRADUATE INSTITUTE OF DENTAL SCIENCES	Rohtak
4	4	4	5	FACULTY OF DENTAL SCIENCES, IMS, BHU	Varanasi
5	5	5	3	MANIPAL COLLEGE OF DENTAL SCIENCES	Manipal
6	7	7	8	GOVERNMENT DENTAL COLLEGE & HOSPITAL	Mumbai
7	6	6	6	NAIR HOSPITAL DENTAL COLLEGE	Mumbai
8	8	11	13	DR R. AHMED DENTAL COLLEGE & HOSPITAL	Kolkata
9	11	9	11	MANIPAL COLLEGE OF DENTAL SCIENCES, MANGALORE	Mangaluru
10	10	8	9	CHRISTIAN DENTAL COLLEGE & HOSPITAL	Ludhiana

Note: The rankings are for Bachelor of Dental Surgery (BDS) course

10 GOVERNMENT COLLEGES WITH LOWEST FEES

RANK	COLLEGE	CITY	COURSE FEES* (Entire Duration) (₹)
1	MAULANA AZAD INSTITUTE OF DENTAL SCIENCES	New Delhi	7,322
2	FACULTY OF DENTAL SCIENCES, IMS, BHU	Varanasi	1,00,668
3	ESIC DENTAL COLLEGE & HOSPITAL	New Delhi	1,20,000
4	DR R. AHMED DENTAL COLLEGE & HOSPITAL	Kolkata	1,24,800
5	DR ZIAUDDIN AHMED DENTAL COLLEGE, ALIGARH MUSLIM UNIVERSITY	Aligarh	1,52,760
6	FACULTY OF DENTISTRY, JAMIA MILLIA ISLAMIA	New Delhi	1,55,000
7	HIMACHAL PRADESH GOVERNMENT DENTAL COLLEGE & HOSPITAL	Shimla	1,80,000
8	POST GRADUATE INSTITUTE OF DENTAL SCIENCES	Rohtak	1,86,550
9	GOVERNMENT DENTAL COLLEGE & HOSPITAL	Aurangabad	2,58,000
10	FACULTY OF DENTAL SCIENCES, KING GEORGE'S MEDICAL UNIVERSITY	Lucknow	2,73,000

*Course fee = Tuition fee + Other fees

TECH FIRST
Prof. R.K. Singh at the dental Haptic Lab at KGMU

MANEESH AGNIHOTRI

No. 2 FACULTY OF DENTAL SCIENCES
KING GEORGE'S MEDICAL UNIVERSITY, LUCKNOW

GURUSPEAK

"Ours is India's only institute to provide clinical training through Haptic Lab"

–PROF. R.K. SINGH
Dean, Faculty of Dental Sciences, King George's Medical University, Lucknow

"The Faculty of Dental Sciences at King George's Medical University (KGMU) has 270 students in the BDS course and 50 in the MDS course. KGMU shut down in March last year due to the pandemic. When the situation somewhat improved in May, a third of the dental faculty started visiting the campus, by rotation, taking all precautions. A framework for conducting online classes was created and a day-wise chart of the subjects to be taught shared with the students. Dr Richa Khanna, in-charge of the IT cell, coordinated with the university administration to provide 50 platforms of Google Meet for the online classes. By end-May, online classes had started for the dental students. The biggest challenge was providing clinical training, something possible only in the lab. Dr Divya Mahrotra, in-charge of 'Quality Control and Future Training' at the dental faculty, set up a Haptic Lab in collaboration with the Union health ministry, at a cost of Rs 2.5 crore. The lab has a haptic set-up, including 3D camera, 3D CT scan, 3D MRI machines. In turns, all students were provided virtual training on dental procedures in the Haptic Lab. KGMU is the only institute in the country to provide clinical training to dental students through the Haptic Lab. During the second Covid wave, surgeries for more than 50 Black Fungus patients have been successfully planned through the Haptic Lab." ■

(As told to Ashish Misra)

10 PRIVATE COLLEGES WITH LOWEST FEES

RANK	COLLEGE	CITY	COURSE FEES* (Entire duration) (₹)
1	KAMINENI INSTITUTE OF DENTAL SCIENCES	Narketpally	8,69,157
2	K.D. DENTAL COLLEGE & HOSPITAL	Mathura	10,00,000
3	KSR INSTITUTE OF DENTAL SCIENCE & RESEARCH	Tiruchengode	10,25,000
4	THE OXFORD DENTAL COLLEGE & HOSPITAL	Bengaluru	10,52,000
5	LUXMI BAI INSTITUTE OF DENTAL SCIENCES & HOSPITAL	Patiala	11,00,000
6	ARMY COLLEGE OF DENTAL SCIENCES	Secunderabad	11,62,500
7	SUBHARTI DENTAL COLLEGE	Meerut	12,00,000
8	HKES'S S. NIJALINGAPPA INSTITUTE OF DENTAL SCIENCES & RESEARCH	Kalaburagi	12,41,900
9	CHRISTIAN DENTAL COLLEGE & HOSPITAL	Ludhiana	12,46,545
10	AHMEDABAD DENTAL COLLEGE & HOSPITAL	Gandhinagar	12,56,000

*Course fee = Tuition fee + Other fees

10 EMERGING COLLEGES
Highest-scoring colleges among those set up in or after 2000

RANK	COLLEGE	CITY
1	FACULTY OF DENTAL SCIENCES, IMS, BHU	Varanasi
2	DR ZIAUDDIN AHMED DENTAL COLLEGE, ALIGARH MUSLIM UNIVERSITY	Aligarh
3	FACULTY OF DENTISTRY, JAMIA MILLIA ISLAMIA	New Delhi
4	ITS CENTRE FOR DENTAL STUDIES & RESEARCH	Ghaziabad
5	AMRITA SCHOOL OF DENTISTRY	Kochi
6	SRI RAMACHANDRA DENTAL COLLEGE & HOSPITAL	Chennai
7	ARMY COLLEGE OF DENTAL SCIENCES	Secunderabad
8	ESIC DENTAL COLLEGE & HOSPITAL	New Delhi
9	DR HARVANSH SINGH JUDGE INSTITUTE OF DENTAL SCIENCES & HOSPITAL	Chandigarh
10	MANAV RACHNA DENTAL COLLEGE	Faridabad

STUDENTSPEAK

INJILA FATIMA

BDS 4th Year, KGMU, Lucknow

"The online education framework prepared by the dental faculty has made studies easier. The teachers formed a WhatsApp group, connecting all students. This helped resolve doubts whenever the students wanted. The biggest help was clinical training through the Haptic Lab. Sitting at home, students learned all aspects of dental treatment, which otherwise are taught only in the lab."

(As told to Ashish Misra)

TOP 3 GAINERS

Colleges that made the biggest leap since last year

COLLEGE	RANK 2021	RANK 2020
MANIPAL COLLEGE OF DENTAL SCIENCES, Mangaluru	9	11
DR ZIAUDDIN AHMED DENTAL COLLEGE, ALIGARH MUSLIM UNIVERSITY, Aligarh	11	13
GOVERNMENT DENTAL COLLEGE & HOSPITAL, Aurangabad	20	22

NEW ENTRANTS

Colleges that found a place among the top 25 for the first time

RANK	COLLEGE	CITY
22	ESIC DENTAL COLLEGE & HOSPITAL	New Delhi
25	ITS DENTAL COLLEGE, HOSPITAL & RESEARCH CENTRE	Greater Noida

No 3 POST GRADUATE INSTITUTE OF DENTAL SCIENCES

ROHTAK

GURUSPEAK

"WE DEPLOYED 32 INTERNS ON COVID DUTY IN HARYANA"

–DR MANJUNATH B.C.

Head, Department of Public Health Dentistry, Post Graduate Institute of Dental Sciences, Rohtak

"Covid and the ensuing lockdown have been extraordinary situations that pushed us to rely on technology for teaching our students. Theory classes and case diagnosis were organised through online platforms but the real test was imparting practical knowledge as dentistry is all about precision. During the lockdown, Haryana allowed emergency dental treatment in OPDs. We identified some cases to be shown to our students online. The dental department at PGI Rohtak started three years ago and takes in 100 students every academic season. The first Bachelor of Dental Surgery batch is in its final year. We understand that students may have missed practicals due to the restrictions. We are reworking their internship programme to give them the requisite experience. PGI Rohtak deployed 32 interns for Haryana government's Covid relief work; they have been assigned tasks like taking samples and recording vitals." ■

(As told to Anilesh S. Mahajan)

No. 4 INSTITUTE OF MEDICAL SCIENCES

BANARAS HINDU UNIVERSITY, VARANASI

GURUSPEAK

"Junior teachers trained senior faculty how to teach online"

–PROF. VINAY SRIVASTAVA

Dean, Faculty of Dental Sciences, Institute of Medical Sciences, Banaras Hindu University

"The Institute of Medical Sciences at BHU has three faculties—Modern Medicine, Ayurveda and Dental Sciences. In May 2020, the 27-member dental faculty prepared a blueprint for online education by following the SOPs set by the University Grants Commission and the Dental Council of India. A big challenge was that senior teachers weren't tech-savvy. They were trained by junior teachers who had good knowledge of the online medium. By end-June, the faculty began demonstrating preclinical and clinical procedures through live presentations online and sharing study material and relevant links (such as YouTube videos) among students. The exams and class tests are being conducted online. Students scan and upload their answer sheets, which are downloaded and evaluated by the faculty. From May 2021, free online dental consultations have been started by the dental faculty." ■

(As told to Ashish Misra)

No 5 MANIPAL COLLEGE OF DENTAL SCIENCES

MANIPAL

GURUSPEAK

"We are setting up a simulation lab so that students can learn procedures in a real-life-like set-up"

–DR KEERTHILATHA M. PAI

Dean, Manipal College of Dental Sciences

"When Covid struck last year, we had to reinvent our approaches to learning and teaching in record time. Initially, we provided students the video links of the previous year's lectures, and gradually started live web-based online classes using MS-Teams, for which separate teams were created for all undergraduate and postgraduate classes. Teachers scheduled their lectures as per a timetable. Besides showing demo videos of the various treatment procedures and surgeries, PG case discussions and 'journal clubs' were conducted online by the teachers. The students also submitted their assignments online. As we are governed by the Dental Council of India, we had to conduct on-site university examinations. The exams, supposed to be held in July-August 2020, were eventually conducted in December 2020. However, we had promoted the students to the next class in August itself and started with online academic sessions for the same. For formative assessment, the students were given questions to answer and submit online, which were evaluated by the faculty. Multiple-choice questions were set using Google/MS Office forms, and the students were also given topics to prepare PPTs and submit. We have no campus placement for our graduates. Although the exams were conducted in November 2020, the PG NEET counselling has been delayed. This has affected admissions to the PG course this year. With the pandemic disrupting the education system, we are envisioning a hybrid model of teaching in 2021-22 and have developed several modules for it. We are establishing a simulation lab so that students can learn many of the procedures in a real-life-like set-up even when clinical training is affected by the pandemic. We also encourage the students' council to carry out co-curricular activities online and observed International Yoga Day virtually on June 21." ■

(As told to Aravind Gowda)

No. 1 (Govt.)

INDIAN INSTITUTE OF TECHNOLOGY, DELHI

AHEAD OF THE CURVE

GURUSPEAK

"We were pre-emptive and swift in responding to the pandemic situation"

–PROF. SHANTANU ROY

Dean (Academics), Indian Institute of Technology (IIT), Delhi

"Even before the nationwide lockdown was announced, the Indian Institute of Technology (IIT), Delhi was pre-emptive and swift to respond to the Covid situation. We suspended classes on March 12, 2020. The online teaching infrastructure was scaled up by the end of March and classes were shifted online completely. We had existing online meeting platforms—MS Teams, WebEx and Impartus—which were then fully integrated with Moodle, our learning management system.

The courses are not only provided live but also archived for future access. A 'standing committee of online teaching' was set up that has been continually evolving the processes and best practices for online teaching. An Alternate Graduation Plan was successfully introduced to provide flexible options of graduation to the class of 2020. Examinations were held online. There was no new "formula" used since for engineering education in IITs, the evaluation is continuous and not based on a single exam, even in normal times.

The initial disruption was adjusted and managed before the end of 2020. In 2021, semesters have been running as per schedule. For first-year students, whose academic year started late in 2020 due to the delayed JEE Advanced test, adjustments were made to complete their academic year by June 2021 (while for others it ended in May 2021)." ■

(As told to Shelly Anand)

CHANDRADEEP KUMAR

A PEEK INTO THE FUTURE
A student at the Nano Lab in IIT Delhi

M ZHAZO

No. 1 (Pvt)

BIRLA INSTITUTE OF TECHNOLOGY & SCIENCE
PILANI

Legacy of Excellence

Among private engineering colleges, Birla Institute of Technology & Science (BITS), Pilani, has maintained its numero uno position unchallenged since 2018, when the India Today Best Colleges ranking was expanded and its parameters were upgraded. Set up in 1964, BITS Pilani, has emerged as one of the iconic institutes in engineering education in India on the strength of great academic and physical infrastructure and consistent placement records. It is one of the few private institutes that offers stiff competition to the top IITs. In a comprehensive list of all engineering institutes–government and private–BITS Pilani, has remained at No. 7 for the past four years, which speaks volumes of the quality of education imparted here. ■

TOP 10 GOVERNMENT COLLEGES

RANK 2021	RANK 2020	RANK 2019	RANK 2018	COLLEGE	CITY
1	1	1	1	INDIAN INSTITUTE OF TECHNOLOGY (IIT), DELHI	New Delhi
2	2	2	3	INDIAN INSTITUTE OF TECHNOLOGY (IIT), BOMBAY	Mumbai
3	4	4	4	INDIAN INSTITUTE OF TECHNOLOGY (IIT), KANPUR	Kanpur
4	3	3	2	INDIAN INSTITUTE OF TECHNOLOGY(IIT), KHARAGPUR	Kharagpur
5	5	5	5	INDIAN INSTITUTE OF TECHNOLOGY (IIT), ROORKEE	Roorkee
6	6	6	6	INDIAN INSTITUTE OF TECHNOLOGY (IIT), GUWAHATI	Guwahati
7	8	7	7	DELHI TECHNOLOGICAL UNIVERSITY (DTU)	New Delhi
8	NP*	NP	NP	NETAJI SUBHAS UNIVERSITY OF TECHNOLOGY	New Delhi
9	7	8	NP	NATIONAL INSTITUTE OF TECHNOLOGY, TIRUCHIRAPPALLI	Tiruchirappalli
10	9	10	13	INDIAN INSTITUTE OF INFORMATION TECHNOLOGY (IIIT), ALLAHABAD	Prayagraj

*NP: Not participated

TOP 10 PRIVATE COLLEGES

RANK 2021	RANK 2020	RANK 2019	RANK 2018	COLLEGE	CITY
1	1	1	1	BIRLA INSTITUTE OF TECHNOLOGY & SCIENCE (BITS) PILANI	Pilani
2	2	2	2	BIRLA INSTITUTE OF TECHNOLOGY (BIT) MESRA	Ranchi
3	4	4	4	MANIPAL INSTITUTE OF TECHNOLOGY (MIT)	Manipal
4	3	3	3	VELLORE INSTITUTE OF TECHNOLOGY (VIT)	Vellore
5	6	6	8	BMS COLLEGE OF ENGINEERING	Bengaluru
6	5	5	5	THAPAR INSTITUTE OF ENGINEERING & TECHNOLOGY	Patiala
7	7	8	10	M.S. RAMAIAH INSTITUTE OF TECHNOLOGY	Bengaluru
8	8	9	7	SRM INSTITUTE OF SCIENCE & TECHNOLOGY	Kancheepuram
9	9	7	6	PSG COLLEGE OF TECHNOLOGY	Coimbatore
10	10	10	11	SVKM'S DWARKADAS J. SANGHVI COLLEGE OF ENGINEERING	Mumbai

No. 2 BIRLA INSTITUTE OF TECHNOLOGY
MESRA, RANCHI
(Pvt)

GURUSPEAK

"We decentralised the examination process"

–PROF. INDRANIL MANNA
Vice-chancellor, Birla Institute of Technology, Mesra

"I took over as vice-chancellor of BIT Mesra in August 2020, right in the middle of the first wave of Covid. Like all other universities, BIT Mesra, too, was faced with an enormous challenge. The applied nature of engineering education demands hands-on training with practical classes, equipment and facilities. Plus, continuous assessment in the form of oral vivas, interviews, assignments, seminars, thematic discussions and examinations are absolutely essential.

We evolved and perfected a methodology in line with AICTE (All India Council for Technical Education) and UGC (University Grants Commission) norms to conduct classes, research and examination in engineering and allied domains. With a concerted effort and the use of digital platforms—Google Suite and Microsoft Teams—we shifted regular classes online. The faculty members were provided with laptops, digital pads, web cameras and other resources.

We decentralised the exam process, tasking the course instructor as per the guidelines issued by the Academic Council. We also took special care of students who had had Covid and conducted special lectures and supplementary examinations for them. In fact, we also held re-examinations for students with Covid or those who had been through a difficult time due to their family being affected by Covid. BIT GP Birla Scholarship/ Assistantship was offered to students in financial distress.

All in all, it has been a huge learning experience and today I feel satisfied having been able to successfully impart quality education to our students, despite the pandemic." ■

(As told to Amitabh Srivastava)

SOMNATH SEN

WAR-TIME LEADER
Prof. Indranil Manna outside BIT Mesra

TOP 10 GOVERNMENT COLLEGES WITH BEST PLACEMENT RECORD

RANK	COLLEGE	CITY	AVERAGE ANNUAL SALARY* (₹)
1	INDIAN INSTITUTE OF INFORMATION TECHNOLOGY, ALLAHABAD	Prayagraj	20,83,000
2	INDIAN INSTITUTE OF TECHNOLOGY, GUWAHATI	Guwahati	20,62,000
3	INDIAN INSTITUTE OF TECHNOLOGY, BOMBAY	Mumbai	20,08,000
4	INDIAN INSTITUTE OF TECHNOLOGY, DELHI	New Delhi	19,65,000
5	INDIAN INSTITUTE OF TECHNOLOGY, ROORKEE	Roorkee	19,61,000
6	INDIAN INSTITUTE OF TECHNOLOGY, MANDI	Mandi	19,00,000
7	INDIAN INSTITUTE OF TECHNOLOGY, KANPUR	Kanpur	18,70,000
8	NETAJI SUBHAS UNIVERSITY OF TECHNOLOGY	New Delhi	17,50,000
9	INDRAPRASTHA INSTITUTE OF INFORMATION TECHNOLOGY	New Delhi	17,31,000
10	INDIAN INSTITUTE OF TECHNOLOGY, KHARAGPUR	Kharagpur	17,10,583

As per the data given by colleges (# IIT Kharagpur placement data is of 2019)

TOP 10 PRIVATE COLLEGES WITH BEST PLACEMENT RECORD

RANK	COLLEGE	CITY	AVERAGE ANNUAL SALARY* (₹)
1	BIRLA INSTITUTE OF TECHNOLOGY & SCIENCE PILANI	Pilani	16,63,855
2	BIRLA INSTITUTE OF TECHNOLOGY MESRA	Ranchi	11,75,000
3	THE LNM INSTITUTE OF INFORMATION TECHNOLOGY	Jaipur	11,37,283
4	BHARATI VIDYAPEETH (DEEMED TO BE UNIVERSITY) COLLEGE OF ENGINEERING	Pune	10,15,000
5	MAHARAJA SURAJMAL INSTITUTE OF TECHNOLOGY	New Delhi	10,00,000
6	BMS COLLEGE OF ENGINEERING	Bengaluru	9,39,000
7	THAPAR INSTITUTE OF ENGINEERING & TECHNOLOGY	Patiala	9,24,118
8	MKSSS'S CUMMINS COLLEGE OF ENGINEERING FOR WOMEN	Pune	7,65,000
9	MANIPAL INSTITUTE OF TECHNOLOGY	Manipal	7,50,000
10	VELLORE INSTITUTE OF TECHNOLOGY	Vellore	7,31,340

*As per the data given by colleges

No. 2 INDIAN INSTITUTE OF TECHNOLOGY, BOMBAY
MUMBAI
(Govt.)

GURUSPEAK

"Online examinations demonstrated that our students are honest"

–PROF. S. SUDARSHAN
Deputy Director, Academic & Infrastructural affairs, IIT-Bombay

"We surveyed the students and took their feedback into account while taking the initiative to reduce the high load on them. The real challenge was conducting exams. We found the solution in conducting exams with pen and paper but in online mode with full-view proctoring, for which we tied up with a proctoring firm. We ensured that students' faces are tracked. The exams went off without a glitch. The exercise also demonstrated that our students are honest. A mobile app developed by a colleague two years ago made the task of evaluating the answer sheets easy. It scanned the students' answer sheets and evaluated them effectively and in less time." ■

(As told to Kiran D. Tare)

No. 3 INDIAN INSTITUTE OF TECHNOLOGY KANPUR (Govt.)

GURUSPEAK

"The institute offered even some of the experimental laboratory courses remotely"

–PROF. ABHAY KARANDIKAR
Director, IIT, Kanpur

"Several new departments/ courses were introduced at IIT Kanpur during the pandemic, including the department of sustainable energy engineering and three new master's programmes in cyber security.

The online platform, Hello IITK, developed at IIT Kanpur, was used for content delivery and assessments. The institute even offered some of the laboratory courses remotely by showing pre-recorded videos of experiments to students, who were also given access to laboratory data for post-experimental analysis.

Students without reliable connectivity and/ or devices were offered support for broadband and devices and those with a locational disadvantage were shortlisted for offline dispatch of course materials through postal means." ■

(As told to Ashish Misra)

No. 3 MANIPAL INSTITUTE OF TECHNOLOGY MANIPAL (Pvt)

GURUSPEAK

"We had a greater number of companies hiring our students this year"

–DR B.H. VENKATARAM PAI
Joint Director, Manipal Institute of Technology, Manipal

"Students were hesitant to face exams and we had requests to declare results based on in-semester marks. We conducted regular and frequent quizzes for formative and continuous assessment along with proctored examinations.

For campus hiring, the selection processes were carried out completely virtually. This year, we had a larger number of companies visiting us for the placement and our placement and internship statistics during 2020-21 have been better than last year's.

We plan to have students on campus as soon as permitted. We have already started a free vaccination drive for students." ■

(As told to Aravind Gowda)

TOP 10 GOVERNMENT COLLEGES WITH THE LOWEST FEES

RANK	COLLEGE	CITY	COURSE FEES* (Entire Duration) (₹)
1	L.D. COLLEGE OF ENGINEERING	Ahmedabad	12,000
2	ZAKIR HUSAIN COLLEGE OF ENGINEERING & TECHNOLOGY	Aligarh	64,300
3	GOVERNMENT ENGINEERING COLLEGE	Jagdalpur	82,700
4	GOVT MODEL ENGINEERING COLLEGE	Kochi	1,53,600
5	GOVERNMENT COLLEGE OF ENGINEERING	Karad	2,94,164
6	COLLEGE OF ENGINEERING	Pune	3,43,100
7	INDIRA GANDHI DELHI TECHNICAL UNIVERSITY FOR WOMEN	New Delhi	4,48,000
8	DELHI TECHNOLOGICAL UNIVERSITY	New Delhi	4,50,000
9	DR B.R. AMBEDKAR NATIONAL INST. OF TECHNOLOGY	Jalandhar	5,17,000
10	NATIONAL INSTITUTE OF TECHNOLOGY	Srinagar	5,28,100

*Course fee = Tuition fee + Other fees

TOP 10 PRIVATE COLLEGES WITH LOWEST FEES

RANK	COLLEGE	CITY	COURSE FEES (Entire duration) (₹)
1	TKM COLLEGE OF ENGINEERING	Kollam	48,680
2	VEDAVYASA INSTITUTE OF TECHNOLOGY	Malappuram	1,57,250
3	ADITYA COLLEGE OF ENGINEERING	Madanapalle	1,65,000
4	SENGUNTHAR ENGINEERING COLLEGE (AUTONOMOUS)	Tiruchengode	1,95,000
5	G. PULLAIAH COLLEGE OF ENGG & TECHNOLOGY	Kurnool	2,00,000
5	MAILAM ENGINEERING COLLEGE	Villupuram	2,00,000
5	ANNAMACHARYA INST. OF TECHNOLOGY & SCIENCES	Tirupati	2,00,000
8	SRINIVASA RAMANUJAN INSTITUTE OF TECHNOLOGY	Anantpur	2,00,800
9	SRI VENKATESWARA COLLEGE OF ENGINEERING	Tirupati	2,11,200
10	NITTE MEENAKSHI INSTITUTE OF TECHNOLOGY	Bengaluru	2,17,560

*Course fee = Tuition fee + Other fees

TOP 10 GOVERNMENT COLLEGES WITH BEST VALUE FOR MONEY

RANK	COLLEGE	CITY	RoI*
1	L.D. COLLEGE OF ENGINEERING	Ahmedabad	33.5
2	ZAKIR HUSAIN COLLEGE OF ENGG & TECHNOLOGY	Aligarh	8.44
3	GOVERNMENT MODEL ENGINEERING COLLEGE	Kochi	3.63
4	INDIAN INSTITUTE OF INFORMATION TECHNOLOGY, ALLAHABAD	Prayagraj	3.36
5	GOVERNMENT ENGINEERING COLLEGE	Jagdalpur	3.02
6	INDIAN INSTITUTE OF TECHNOLOGY, BOMBAY	Mumbai	2.51
7	DELHI TECHNOLOGICAL UNIVERSITY (DTU)	New Delhi	2.44
8	INDIAN INSTITUTE OF TECHNOLOGY, GUWAHATI	Guwahati	2.39
9	INDIAN INSTITUTE OF TECHNOLOGY, ROORKEE	Roorkee	2.32
9	NATIONAL INSTITUTE OF TECHNOLOGY	Tiruchirappalli	2.32

*RoI (return on investment) is calculated based on average annual salary/ total course fees (entire duration)

TOP 10 PRIVATE COLLEGES WITH BEST VALUE FOR MONEY

RANK	COLLEGE	RoI*
1	TKM COLLEGE OF ENGINEERING, Kollam	8.22
2	BMS COLLEGE OF ENGINEERING, Bengaluru	4.14
3	PSG COLLEGE OF TECHNOLOGY, Coimbatore	2.63
4	G. PULLAIAH COLLEGE OF ENGINEERING & TECHNOLOGY, Kurnool	2.50
5	SRI KRISHNA COLLEGE OF ENGINEERING & TECHNOLOGY, Coimbatore	2.27
6	LAKIREDDY BALI REDDY COLLEGE OF ENGINEERING (AUTONOMOUS), Mylavaram	2.10
7	NITTE MEENAKSHI INSTITUTE OF TECHNOLOGY, Bengaluru	2.07
8	SRI KRISHNA COLLEGE OF TECHNOLOGY, Coimbatore	2.05
9	BHARATI VIDYAPEETH (DEEMED TO BE UNIVERSITY) COLLEGE OF ENGINEERING, Pune	2.04
10	ICFAI UNIVERSITY, JHARKHAND, Ranchi	2.03

At IIT Kanpur, students with a locational disadvantage were shortlisted for offline dispatch of course materials via postal means

Follow us

INDUSTRY ORIENTED RESEARCH CENTRE

@ AKGEC SKILLS "Empowering you to achieve excellence"

:: Key Training & Research Areas ::

- Robot Programming
- Robotic Welding
- Robotic Milling
- Virtual Instrumentation
- Factory Automation
- PLC & Drives
- Hydraulics & Pneumatics
- Reverse Engineering
- Advance Welding & NDT
- Advance Manufacturing
- Thermal Cutting

TRAINING | CONSULTANCY | RESEARCH | INNOVATION | PROTOTYPING | SOLUTIONS

:: Training Partner ::

Ministry of Skill Development and Entrepreneurship Government of India

N·S·D·C National Skill Development Corporation Transforming the skill landscape

:: Certification by ::

ASDC Automotive Skills Development Council

CGSC

:: Industry Patners ::

KUKA | rexroth A Bosch Company | JANATICS | SIEMENS | MITSUBISHI ELECTRIC | stratasys | MESSER | BOSCH | Fronius | ZEISS | PEPPERL+FUCHS | SCHMALZ | SCHUNK | IPG PHOTONICS

AKGEC SKILLS FOUNDATION

(Approved by NSDC, Ministry of Skill Development & Entrepreneurship Government of India)

Ajay Kumar Garg Engineering College

27th Km Stone, NH-24, Delhi-Hapur Bypass Road, Adhyatmik Nagar, Ghaziabad - 201009

Phone : +91-9910249199, 8743879879, Toll Free : 1800-3000-6484, Website : www.akgecskills.in

AKGEC SKILLS

TOP 3 GAINERS (OVERALL) ↓

Colleges that made the biggest leaps since last year

NO.	COLLEGE	CITY	RANK IN 2021	RANK IN 2020
1	MKSSS'S CUMMINS COLLEGE OF ENGINEERING FOR WOMEN	Pune	82	99
2	SONA COLLEGE OF TECHNOLOGY	Salem	88	105
3	FACULTY OF ENGINEERING & TECHNOLOGY, JAIN UNIVERSITY	Bengaluru	73	90

TOP 3 GAINERS (PRIVATE) ↓

Colleges that made the biggest leaps since last year

NO.	COLLEGE	CITY	RANK IN 2021	RANK IN 2020
1	FACULTY OF ENGINEERING & TECHNOLOGY, JAIN UNIVERSITY	Bengaluru	46	59
2	LAKSHMI NARAIN COLLEGE OF TECHNOLOGY	Bhopal	50	63
3	VISHWAKARMA INSTITUTE OF TECHNOLOGY	Pune	36	46

NEW ENTRANTS (OVERALL) ↓

Colleges that found place among the top 25 for the first time

RANK IN 2021	COLLEGE
9	NETAJI SUBHAS UNIVERSITY OF TECHNOLOGY, Delhi
19	MALAVIYA NATIONAL INSTITUTE OF TECHNOLOGY, Jaipur
21	NATIONAL INSTITUTE OF TECHNOLOGY, Hamirpur

TOP 5 EMERGING GOVERNMENT COLLEGES ↓

Highest-scoring colleges set up in or after 2000

RANK	COLLEGE	CITY
1	INDIAN INSTITUTE OF INFORMATION TECHNOLOGY, ALLAHABAD	Prayagraj
2	INDIAN INSTITUTE OF TECHNOLOGY	Bhubaneswar
3	INDIAN INSTITUTE OF TECHNOLOGY	Mandi
4	INDRAPRASTHA INSTITUTE OF INFORMATION TECHNOLOGY	New Delhi
5	INDIAN INSTITUTE OF TECHNOLOGY	Gandhinagar

TOP 10 EMERGING PRIVATE COLLEGES ↓

Highest-scoring colleges set up in or after 2000

RANK	COLLEGE	CITY
1	SYMBIOSIS INSTITUTE OF TECHNOLOGY	Pune
2	SVKM'S NMIMS MUKESH PATEL SCHOOL OF TECHNOLOGY MGMT & ENGINEERING	Mumbai
3	MAHARAJA SURAJMAL INSTITUTE OF TECHNOLOGY	New Delhi
4	GALGOTIAS COLLEGE OF ENGINEERING & TECHNOLOGY	Greater Noida
5	SIKKIM MANIPAL INSTITUTE OF TECHNOLOGY	Majitar
6	RUNGTA COLLEGE OF ENGINEERING & TECHNOLOGY	Bhilai
7	AMITY SCHOOL OF ENGINEERING & TECHNOLOGY	Noida
8	FACULTY OF ENGINEERING, MANIPAL UNIVERSITY	Jaipur
9	G.L. BAJAJ INSTITUTE OF TECHNOLOGY & MANAGEMENT	Greater Noida
10	THE LNM INSTITUTE OF INFORMATION TECHNOLOGY	Jaipur

THE LNM INSTITUTE OF INFORMATION TECHNOLOGY, JAIPUR

LNMIIT
The LNM Institute of Information Technology

(Deemed-to-be-University, under Section 3 of UGC Act 1956)
A joint venture of Lakshmi & Usha Mittal Foundation and Govt. of Rajasthan | NAAC Accreditation - 'A' Grade | AICTE Approved Engineering Programmes

Programmes Offered

B. Tech.
Communication and Computer Engineering (CCE)
Computer Science and Engineering (CSE)
Electronics and Communication Engineering (ECE)
Mechanical Engineering (ME)

B. Tech.-M. Tech. (5-Yr. Integrated Dual Degree)
Computer Science and Engineering (CSE)
Electronics and Communication Engineering (ECE)

M. Tech.	M. S. (by Research)	M. Sc.
CSE, ECE	CCE , CSE, ECE	Mathematics, Physics

Ph. D.
CSE, ECE, MME, Mathematics, Physics, Humanities and Social Sciences

Notes:
1. Undergraduate admissions will be based on JEE (Main) 2021 score for both Indian and International students.
2. Provision of
   a. BTech. (Honours) CSE and BTech. (Honours) CCE with **specialisation** in **Artificial Intelligence & Data Science**;
   b. BTech. with **Minors** in **Artificial Intelligence & Data Science** as well as **Robotics & Automation**.

Merit Based Admission | No Capitation Fee | No Management Quota

For details about Admission in general like Eligibility criteria, Last date of application, Scholarship/Assistantship etc., please visit the admission website at https://admissions.lnmiit.ac.in/

Placement 2020-21 (as on June 2021, ongoing) for details visit: https://placements.lnmiit.ac.in/
- 92% of registered eligible students have been placed.
- **Highest Package** 58.85 Lakh per annum (CTC)
- **Average Package** 10.82 Lakh per annum (CTC)
- **Median Package** 8.25 Lakh per annum (CTC)

Scholarship, Assistantship and Fellowship Opportunities
- Various scholarships, assistantships and fellowships schemes are available for meritorious and need based students
- Up to 100% waiver of tuition fee in certain cases for undergraduate and postgraduate programmes

Academics
- A flexible, largely modular and modern curriculum
- Various labs for hands-on learning
- Fast-track credit completion option
- Provision for full semester internships
- Project based learning: Early exposure to various research areas

Specialized Centres
- Specialized research centres in the area of AI, Robotics, Machine Learning, Big Data Analytics, IoT, Cyber Security, 5G etc.
- Centre for Technology Business Incubation and Entrepreneurial Leadership

Academic and Research collaborations
With various universities and industries in India and Abroad (USA, Canada, UK, Switzerland, Sweden, Spain, France, Italy, Russia, Taiwan, etc.)

For admission enquiry
Toll Free No.: 1800-180-6566 | **Web:** https://admissions.lnmiit.ac.in/
Email: ugadmissions@lnmiit.ac.in (UG),
mtech-ms.admissions@lnmiit.ac.in (PG Engineering),
msc.admissions@lnmiit.ac.in (PG Science), phdadmissions@lnmiit.ac.in (Ph. D.)

INDIA TODAY BEST COLLEGES 25 YEARS

ENGINEERING

TOP 3 REGION-WISE (GOVERNMENT) ↓

EAST	COLLEGE	CITY
1	INDIAN INSTITUTE OF TECHNOLOGY	Kharagpur
2	INDIAN INSTITUTE OF TECHNOLOGY	Guwahati
3	INDIAN INSTITUTE OF TECHNOLOGY	Bhubaneswar

NORTH	COLLEGE	CITY
1	INDIAN INSTITUTE OF TECHNOLOGY DELHI	New Delhi
2	INDIAN INSTITUTE OF TECHNOLOGY	Kanpur
3	INDIAN INSTITUTE OF TECHNOLOGY	Roorkee

SOUTH	COLLEGE	CITY
1	NATIONAL INSTITUTE OF TECHNOLOGY	Tiruchirapalli
2	GOVT MODEL ENGINEERING COLLEGE	Kochi

*Only two institutes feature in the category

WEST	COLLEGE	CITY
1	INDIAN INSTITUTE OF TECHNOLOGY BOMBAY	Mumbai
2	INDIAN INSTITUTE OF TECHNOLOGY	Gandhinagar
3	COLLEGE OF ENGINEERING	Pune

TOP 3 REGION-WISE (PRIVATE) ↓

EAST	COLLEGE	CITY
1	BIRLA INSTITUTE OF TECHNOLOGY, MESRA	Ranchi
2	SIKKIM MANIPAL INSTITUTE OF TECHNOLOGY	Majitar
3	RUNGTA COLLEGE OF ENGINEERING & TECHNOLOGY	Bhilai

NORTH	COLLEGE	CITY
1	BIRLA INSTITUTE OF TECHNOLOGY & SCIENCE (BITS), PILANI	Pilani
2	THAPAR INSTITUTE OF ENGINEERING & TECHNOLOGY	Patiala
3	MAHARAJA SURAJMAL INSTITUTE OF TECHNOLOGY	New Delhi

SOUTH	COLLEGE	CITY
1	MANIPAL INSTITUTE OF TECHNOLOGY	Manipal
2	VELLORE INSTITUTE OF TECHNOLOGY	Vellore
3	BMS COLLEGE OF ENGINEERING	Bengaluru

WEST	COLLEGE	CITY
1	SVKM'S DWARKADAS J. SANGHVI COLLEGE OF ENGINEERING	Mumbai
2	SYMBIOSIS INSTITUTE OF TECHNOLOGY	Pune
3	BHARATI VIDYAPEETH (DEEMED TO BE UNI) COLLEGE OF ENGINEERING	Pune

INDIA'S LEADING PRIVATE UNIVERSITIES

PUSHING THE BOUNDARIES OF EXCELLENCE IN EDUCATION

Education is the power that guides a person to the right direction. Slowly and gradually, people have started to understand the importance of education. India has witnessed a certain rise in its literacy rate in the past years. And it is said that by 2030, India will be amongst the youngest nations in the world. According to a study, one in every four graduates in the world is a product of the Indian higher education system. The Indian education system is famous in the world for its vast and best theoretical knowledge.

Dr. S.B. Mujumdar
Chancellor, **Symbiosis University**

Dr. B Suresh
Vice Chancellor, **JSS University**

Dr. Karsanbhai K. Patel
President, **Nirma University**

Mr. Lakshmi N. Mittal
Chancellor, **LNMIIT**

With understanding the importance of a literate country, India has remarkably transformed its higher education landscape over the last two decades and specially in recent few years with digital boom all over the world. It has created widespread access to low-cost high-quality university education for students of all levels. According to a study, one in every four graduates in the world is a product of the Indian higher education system. The Indian education system is famous in the world for its vast and best theoretical knowledge. It has also transformed its education system to make learning more fun and practical with the new national education policy 2020. To cater to this, India is focusing on well-planned expansion and student-centric learning-driven model of education with a multi-disciplinary approach. This has not only bettered the enrolment numbers but has also dramatically enhanced its learning outcomes.

As universities have realized that the new age students don't just want to dig deep into books, they want to learn new things but in a fun way. Taking care of the demands, universities have started to make use of latest Digital technologies to ensure that students get to experience more of the practical knowledge rather than theoretical. India has now been able to resolve the longstanding tension between the excellence and equity with the effective use of technology. Education 4.0 is going to play important role and dictate next few years in higher education and decide the survival of universities in coming years.

Suneel Galgotia
Chancellor, **Galgotias University**

"Galgotias University has been ranked No 1 amongst private universities in the state of Uttar Pradesh by Hon'ble Dy. Chief Minister of Uttar Pradesh Shri Dinesh Sharma ji for the highest number of e-contents developed for the Online Digital Library.We are proud of our faculty and students for this remarkable achievement."

TOP PRIVATE UNIVERSITIES PUT GREATER EMPHASIS ON LEARNING, INNOVATION, RESEARCH AND PLACEMENTS

Leading institutions like Manipal University, Galgotias University, JSS University, LNM Institute of Information Technology, MS Ramaiah University of Applied Sciences, Amrita University, SRM University and Symbiosis International University are among the select few who are setting new benchmarks in education excellence.

With over 900 universities in India , the Government's vision to make higher education accessible and affordable to every student has started to become a reality, however quality in these universities is a serious question as only a handful are riding the quality wave to achieve global recognition.

But even amidst this generally gloomy scenario, there are around ten private universities across India who survived all odds during this past year and thrived. These universities not only have adopted technology quickly but also doing the right kind of groundwork to take on competition from the Government and Government-aided universities, colleges & institutions. This has resulted in universities such as Manipal, Galgotias University, BITS, JSS University, LNM Institute of Information Technology, Dr DY Patil Vidyapeeth, Nirma University, Amrita University and Symbiosis International University standing tall among the most respected higher education institutions in India. The Founding Chancellors and current Vice Chancellors of all these private universities took on the job holistically by emulating the best practices of leading universities across the globe. In doing so, they pushed the boundaries of excellence in research and innovation. This dual focus resulted in these private universities improving their placement performance and were quick to adapt to the blended mode of teaching and learning during covid times.

Galgotias University: Creating a new generation of engineers ready to face new challenges of Industry 4.0 post COVID19

Nowadays, in order to make students experience a good educational experience, private universities are not just speaking about their basic infrastructure, they are also leading the way in research, Entrepreneurship, product patents and innovation and use of latest technology in imparting education.

Keeping in view the above, it has become important to share a glance into what has made these private universities stand out of from other universities. Just from incorporating an extremely conducive environment, the universities offer their students effective learning to prepare them for the outside world. Every student is trained on creativity nurture the innovation quotient which is not only created but also sharpened by teachers. Private Universities have helped in the creating global minds for the today's needs. To ensure the same, they spend huge amount of money on latest technologies, faculties and exchange program to give maximum exposure to the students. Teachers are adopting state of art classrooms and modern thought process like blended hybrid learning, project based teaching learning, Flip Classrooms, ICT tool based activity and learning and innovations in examination systems.

PUSHING THE BOUNDARIES OF EXCELLENCE IN EDUCATION.

Today's Industry requirements specially after the covid pandemic have changed substantially and universities are constantly leveraging new technologies and processes to become more agile, more responsive to fast-changing global markets post the novel coronavirus era and becoming even more innovative in bringing out their products and solutions to the global markets. Combining the skills and expertise of both veteran and new engineers can help companies implement Industry 4.0 technologies more effectively as they seek to be employed by the top corporates in various industries.

As the world of education is moving towards latest technological trends, institutions such as Galgotias University has also shows its commitment to match the university curriculum with latest technology innovations and inventions. During COVID Galgotias is one such university in Uttar Pradesh which not only adapted to online teaching but is providing e-content from various MOOCs and using strong good quality content to make students learn the subjects. Galgotias was also awarded the QS award for e-learning and has also been recognised by the Dy. Chief Minister for ranking No 1 in providing e-content to the online digital library, Govt of Uttar Pradesh.

STATE OF THE ART E-LEARNING AND DIGITAL INFRASTRUCTURE.

The current generations of engineers entering the industry and manufacturing operations have backgrounds and experiences that differ in a number of ways from engineers with thirty, twenty, or even ten years on the job. Our students' engineers fresh out of college have been exposed to interacting with digital information technologies and all aspects and technologies for the new age industry requirements.

The digital learning environment in universities such as Manipal and Galgotias is absolutely state of the Art with Latest online tools, software's and learning management systems for not only online teaching but online assessments and examination are being used universities which are taking their students much ahead of others by embracing technology.

"Students have an edge during the COVID crisis as they are exposed to quality online lectures, World-class E-learning resourses, virtual interactive classroom, online assignments, innovative video content and virtual programming Labs which make the online learning experience effectice and enjoyable for every student" says Dhruv Galgotia CEO Galgotias Unviersity.

TOP AWARDS FOR ACADEMIC EXCELLENCE

Over the years, Galgotias University has been conferred with the several academic excellence and top placement awards and this has been consistent with the vision of providing the highest standard of quality education.

Times Engineering Institute Survey and No.1 in Uttar Pradesh amongst Engineering Institutes by a prestigious survey conducted by a leading media house ranked Galgotias University No. 1 in Best emerging institute category in India.

It has also been bestowed upon the recognition by India's apex trade body, ASSOCHAM for being the 'Best Private University for Placement & Academics'.

Galgotias University has also received the India Excellence Award and was awarded at a leading News Brand's Leadership Summit.

It is also among the handful Indian Universities that have been conferred by QS, the world's leading university ranking organisation, with 5 Stars - the top ranking, for teaching and facilities.

The mobile app at Manipal and SRM not only allows students to plan their lectures but also keeps them informed of all seminars, activities and events. The app keeps the students informed and updated on their attendances,results,course handouts provided by faculty and many other enhanced features that are being constantly developed and upgraded.

Any University campus must have student centric activities. There are Students clubs and strong existence of Students council which execute the operations of the Students club and create google and Microsoft ambassadors and make the campus happening. Choice based credit system, Dual major, Interdisciplinary approach, strong ERP, Smart operations, Cashless campus are the few USPs of the campus are some of the processes adopted by some of the top universities in India to make students experience on campus easy and informative.

SETTING BENCHMARKS : NBA ACCREDITATION and TOP NIRF RANKING.

Galgotias University recently became one of youngest university and amongst one of the very few private universities in the country to get accreditation for 3 of its programs by National Board of Accreditation (NBA). The expert committee of NBA had visited the Galgotias University and assessed the programs through a rigorous assessment process, and then finally the NBA approved the accreditation.

This accreditation clearly indicates the commitment to excellence and plays a vital role in facilitating constant quality improvement in higher learning institutes. Galgotias University has carved a niche for itself as one of the leading and amongst the most sought after universities of our country.

The National Institute Ranking Framework (NIRF) under the Ministry of HRD has also ranked Amrita, Manipal, BITS ,Shiksh 'O' Anushandhan, JSS, SRM and Galgotias University amongst the top in the country.

INTERNSHIPS TO PLACEMENTS : A STRONG INDUSTRY CONNECT.

Placements are an important aspect in the growth of any university and the students prefer universities with a strong placement record. Galgotias University is one such university where Amazon has hired several students for internships which can be converted to full Placements at a 30.25 Lac package. Besides this Infosys, wipro, Cognizant, tech-mahindra are regular recruiters which further strengthen the placements of this university.

Students of Manipal have also justified these efforts of the university in terms of grabbing top job offers during campus placements. Some of the most noted Alumni have graduated from Manipal and are now leading top global companies such as Microsoft etc in the silicon valley.

SETTING NEW BENCHMARKS IN QUALITY EDUCATION

"Our unwavering commitment to quality in all aspects of education including infrastructure, academics and administration has won us respect from the corporate world . With a focus on research that drives innovation, we are emerging as the leading centre for knowledge generation and dissemination. It is our endeavor to continuously explore new opportunities by innovating to create new epicenters of growth."

— Suneel Galgotia, Chancellor, Galgotias University

The world class e-learning infrastructure which promotes Game based learning, Virtual learning labs, Technology integration are some of the student centric initiatives being taken to create a conducive environment for the success of students at Galgotias University.

— Dhruv Galgotia, CEO Galgotias University.

Education 4.0 is future of higher education. Flexible and open education system, project based Teaching learning, innovations in assessment, credit mobility, credit transfer , Faculty reskilling and students skilling must happen in each HEI along with Interdisciplinary research, ample opportunities for creativity and Innovations by staff and students is what I believe in and implementing.

—Dr Preeti Bajaj, Galgotias University

INDIA TODAY BEST COLLEGES 25 YEARS

ARCHITECTURE

No. 1 DEPARTMENT OF ARCHITECTURE & PLANNING, INDIAN INSTITUTE OF TECHNOLOGY, ROORKEE

BUILDING THE FUTURE

GURUSPEAK

"Digital infrastructure was enhanced for future possibilities of hybrid formats of education"

–DR GAURAV RAHEJA, Head, Department of Architecture and Planning, IIT Roorkee

EXCELLENCE BY DESIGN
Dr Gaurav Raheja at IIT Roorkee

MUKESH RAWAT

INDIA TODAY BEST COLLEGES 25 YEARS

ARCHITECTURE

"The Department of Architecture & Planning has been seamlessly driving its academic and research programmes in online mode through the pandemic. Backed by strong institutional support, a highly motivated faculty and committed students, the entire ecosystem shifted gears to adapt to virtual collaborative tools and creative ways of delivering outcomes. Academic schedules were adhered to; design juries and other assessments were structured through online modes; and extensive digitisation of academic and research processes, such as online submissions, institutional portals for evaluation and facilitation of grading, were explored. The department completed the ongoing Spring Semester and will be initiating the Autumn Semester from end-July. The faculty offered various NPTEL (National Programme on Technology Enhanced Learning) courses towards bracing the online learning ecosystem. Digital infrastructure was enhanced with institutional support towards future possibilities of hybrid formats of education. A prestigious lab on net-zero emissions, under the Indo-UK programme, was set up, besides the Virtual Reality Lab, SPARSH Lab (Spatial Planning Research), Urban Dynamics Lab, Civic Design Lab, Industrial Design Lab, Laboratory of Inclusive Design, Infrastructure Planning Lab and Fabrication Lab to conduct high-end research in various aspects of built environments." ■

(As told to Ashish Misra)

STUDENTSPEAK

DIVYANG PURKAYASTHA

BArch, Final Year, IIT Roorkee

"One of the best things about being in a course like architecture, especially in a multi-disciplinary institute like IIT, is collaborative learning. Before the pandemic, the students would collaborate for design competitions and work together in the studios. This helped everyone learn holistically and grow together. Even though we adapted to the online learning mode, having spent the past four years learning in a particular way (offline) made the transition challenging for most. I miss the collaborative studio learning and being able to utilise the full potential of the infrastructure of our department. However, the ability to adapt and make the most out of our limited resources is a must-have skill the pandemic has taught me. Our faculty has been highly supportive and accommodative of individual concerns, trying to ensure that all students are at par in terms of learning. The pandemic has taught me the importance of support from teachers, friends and family and motivated us to give our best and move towards goals despite the hard circumstances."

(As told to Ashish Misra)

TOP 10 ARCHITECTURE COLLEGES

RANK 2021	RANK 2020	RANK 2019	RANK 2018	COLLEGE	CITY
1	1	1	1	DEPARTMENT OF ARCHITECTURE & PLANNING, INDIAN INSTITUTE OF TECHNOLOGY (IIT) ROORKEE	Roorkee
2	2	2	NP*	SCHOOL OF PLANNING & ARCHITECTURE (SPA), NEW DELHI	New Delhi
3	3	3	2	SIR J.J. COLLEGE OF ARCHITECTURE	Mumbai
4	5	5	5	FACULTY OF ARCHITECTURE & EKISTICS, JAMIA MILLIA ISLAMIA	New Delhi
5	4	4	6	SCHOOL OF PLANNING & ARCHITECTURE (SPA), BHOPAL	Bhopal
6	9	11	NP	SCHOOL OF PLANNING & ARCHITECTURE (SPA), VIJAYAWADA	Vijayawada
7	8	8	7	SCHOOL OF PLANNING & ARCHITECTURE, UNIVERSITY OF MYSORE	Mysuru
8	6	6	3	DEPARTMENT OF ARCHITECTURE, BIRLA INSTITUTE OF TECHNOLOGY MESRA	Ranchi
9	7	7	4	MANIPAL SCHOOL OF ARCHITECTURE & PLANNING	Manipal
10	10	10	10	BMS COLLEGE OF ARCHITECTURE	Bengaluru

*NP: Not participated; Note: Rankings are for Bachelor of Architecture (B.Arch) course

No. 2 SCHOOL OF PLANNING AND ARCHITECTURE (SPA), NEW DELHI

GURUSPEAK

"We focused on creating self-awareness rather than just teaching architecture"

–PROF. P.S.N. RAO, Director, School of Planning & Architecture, New Delhi

"The pandemic allowed us to experiment with alternative teaching models. We wanted to ensure equity of access and dealt with issues faced by our students, such as lack of computers at home or poor internet connectivity, on a case by case basis. Lectures were designed as large group discussions. Subject evaluation was converted to continuous internal assessment to lighten the student load. External jury exams were held online. Since students were able to digitally access more content, we encouraged them to choose sites and projects outside India. Global experts and jurors were invited to review and share their experiences with the students. Architectural design, in particular, moved from using physical models as a medium for discussion to discussions around 3D models. The faculty consciously tried to not just teach architecture but also help students increase their self-awareness and see themselves as part of a larger community. Teaching became not just about transmitting knowledge but also motivating and supporting the students." ■

(As told to Shelly Anand)

No. 3 SIR J.J. COLLEGE OF ARCHITECTURE UNIVERSITY OF MUMBAI, MUMBAI

MILIND SHELTER

GURUSPEAK

"The written exams were proctored online"

–PROF. RAJIV MISHRA

Principal, Sir J.J. College of Architecture, Mumbai

"We started online education since August 2020 and have adapted ourselves to the new mode of teaching the subjects as per the college timetable. We also conducted exams online as per the guidelines of the Council of Architecture, University of Mumbai and University Grants Commission (UGC). The written theory exams were proctored through Google Classroom and Moodle platforms. The viva voce was also conducted online wherein students presented the work and the examiners assessed it digitally. The results were declared for the last academic year based on the online evaluation system followed." ■

(As told to Aditi Pai)

TOP 10 GOVERNMENT COLLEGES WITH LOWEST FEES

RANK	COLLEGE	CITY	COURSE FEES* (Entire Duration) (₹)
1	DEPARTMENT OF ARCHITECTURE, ALIGARH MUSLIM UNIVERSITY	Aligarh	44,640
2	FACULTY OF ARCHITECTURE & EKISTICS, JAMIA MILLIA ISLAMIA	New Delhi	55,750
3	SIR J.J. COLLEGE OF ARCHITECTURE	Mumbai	86,925
4	DEPARTMENT OF ARCHITECTURE, COLLEGE OF ENGINEERING	Thiruvananthapuram	2,78,700
5	SCHOOL OF PLANNING & ARCHITECTURE (SPA), VIJAYAWADA	Vijayawada	2,91,800
6	SCHOOL OF PLANNING & ARCHITECTURE, JAWAHARLAL NEHRU ARCHITECTURE AND FINE ARTS UNIVERSITY	Hyderabad	3,90,200
7	SCHOOL OF PLANNING & ARCHITECTURE (SPA), BHOPAL	Bhopal	4,04,500
8	FACULTY OF ARCHITECTURE & PLANNING, DR A.P.J. ABDUL KALAM TECHNICAL UNIVERSITY	Lucknow	4,30,000
9	SCHOOL OF PLANNING & ARCHITECTURE, UNIVERSITY OF MYSORE	Mysuru	4,77,865
10	SCHOOL OF PLANNING & ARCHITECTURE (SPA), NEW DELHI	New Delhi	4,88,000

*Course fee = Tuition fee + Other fees

TOP 10 PRIVATE COLLEGES WITH LOWEST FEES

RANK	COLLEGE	CITY	COURSE FEES* (Entire Duration) (₹)
1	DEPARTMENT OF ARCHITECTURE, TKM COLLEGE OF ENGINEERING	Kollam	50,000
2	R.V. COLLEGE OF ARCHITECTURE	Bengaluru	2,32,950
3	SRI VENKATESHWARA COLLEGE OF ARCHITECTURE	Hyderabad	3,75,000
4	AAYOJAN SCHOOL OF ARCHITECTURE	Jaipur	4,01,000
5	SMT MANORAMABAI MUNDLE COLLEGE OF ARCHITECTURE	Nagpur	4,10,500
6	BMS COLLEGE OF ARCHITECTURE	Bengaluru	4,54,580
7	AXIS INSTITUTE OF ARCHITECTURE	Kanpur	4,74,750
8	IDEAS-INSTITUTE OF DESIGN EDUCATION & ARCHITECTURE STUDIES	Nagpur	4,75,620
9	DEPARTMENT OF ARCHITECTURE, D.Y. PATIL COLLEGE OF ENGINEERING & TECHNOLOGY	Kolhapur	4,80,000
10	DEPARTMENT OF ARCHITECTURE, PERIYAR MANIAMMAI INSTITUTE OF SCIENCE & TECHNOLOGY	Thanjavur	5,35,000

*Course fee = Tuition fee + Other fees

TOP 10 COLLEGES WITH BEST PLACEMENT RECORD

RANK	COLLEGE	CITY	AVERAGE ANNUAL SALARY (₹)
1	DEPARTMENT OF ARCHITECTURE AND PLANNING, INDIAN INSTITUTE OF TECHNOLOGY (IIT) ROORKEE	Roorkee	10,37,000
2	DEPARTMENT OF ARCHITECTURE, NATIONAL INSTITUTE OF TECHNOLOGY	Hamirpur	6,00,000
3	SCHOOL OF PLANNING & ARCHITECTURE, UNIVERSITY OF MYSORE	Mysuru	4,50,000
4	SCHOOL OF PLANNING & ARCHITECTURE (SPA), VIJAYAWADA	Vijayawada	4,44,000
5	FACULTY OF ARCHITECTURE & EKISTICS, JAMIA MILLIA ISLAMIA	New Delhi	4,20,000
5	SCHOOL OF PLANNING & ARCHITECTURE, JAWAHARLAL NEHRU ARCHITECTURE AND FINE ARTS UNIVERSITY	Hyderabad	4,20,000
7	SCHOOL OF PLANNING & ARCHITECTURE (SPA), NEW DELHI	New Delhi	4,00,000
7	SCHOOL OF PLANNING, ARCHITECTURE & DESIGN EXCELLENCE, HINDUSTAN INSTITUTE OF TECHNOLOGY & SCIENCE	Chennai	4,00,000
9	SCHOOL OF ARCHITECTURE, IPS ACADEMY	Indore	3,60,000
10	BMS COLLEGE OF ARCHITECTURE	Bengaluru	3,50,000

No. 4 FACULTY OF ARCHITECTURE & EKISTICS, JAMIA MILLIA ISLAMIA, NEW DELHI

GURUSPEAK

"All stages of thesis jury were conducted online through meticulous planning"

PROF. S.M. AKHTAR
Dean, Faculty of Architecture & Ekistics, Jamia Millia Islamia, New Delhi

"New and innovative teaching methods were adopted in the online mode for our architecture programme. The methodology included online lectures through Google Meet, online extension lectures and workshops by subject experts, and supply of books in PDF format as well as study material in the form of research articles, recorded lectures and video links related to the subject topics. Additional methods adopted included the use of Open Courseware platforms, such as the MIT OpenCourseWare and UGC's MOOCs Swayam platform. Case studies of buildings and campuses were covered virtually through ArchDaily, websites of architects, YouTube videos and Instagram. For final-year students, all stages of thesis jury were successfully conducted online through meticulous planning, using Google Meet. Google Classrooms were created for each subject and assessments and subject-related readings posted on them. Regular assessment of student exercises, especially in core subjects such as design and construction, was done through Google Classroom. The final examinations are being conducted through the 'open book exam' format by the Controller of Examination, Jamia Millia Islamia. Before the final exams, mock tests were conducted for students of all years so that they were well-versed with the interface—both the process and the software. The viva voce will be conducted through online meetings via Google Meet." ■

(As told to Shelly Anand)

INDIA TODAY BEST COLLEGES 25 YEARS

ARCHITECTURE

10 EMERGING COLLEGES

Highest-scoring colleges among those set up in or after 2000

RANK 2021	
1	FACULTY OF ARCHITECTURE & EKISTICS, JAMIA MILLIA ISLAMIA, New Delhi
2	SCHOOL OF PLANNING & ARCHITECTURE (SPA), Bhopal
3	SCHOOL OF PLANNING & ARCHITECTURE (SPA), Vijayawada
4	SCHOOL OF PLANNING & ARCHITECTURE, UNIVERSITY OF MYSORE, Mysuru
5	DEPARTMENT OF ARCHITECTURE, NATIONAL INSTITUTE OF TECHNOLOGY, Hamirpur
6	AMITY SCHOOL OF ARCHITECTURE & PLANNING, Noida
7	AAERT & THE SSB FACULTY OF ARCHITECTURE, SARVAJANIK COLLEGE OF ENGINEERING & TECHNOLOGY, Surat
8	MBS SCHOOL OF PLANNING & ARCHITECTURE, New Delhi
9	AMITY SCHOOL OF ARCHITECTURE & PLANNING, Lucknow
10	AXIS INSTITUTE OF ARCHITECTURE, Kanpur

TOP 3 GAINERS

Colleges that made the biggest leaps since last year

COLLEGE	CITY	RANK 2021	RANK 2020
SCHOOL OF PLANNING & ARCHITECTURE (SPA), VIJAYAWADA	Vijayawada	6	9
DEPARTMENT OF ARCHITECTURE, D.Y. PATIL COLLEGE OF ENGINEERING & TECHNOLOGY	Kolhapur	21	24
FACULTY OF ARCHITECTURE & EKISTICS, JAMIA MILLIA ISLAMIA	New Delhi	4	5

NEW ENTRANTS AMONG TOP 25

Colleges that found place among top 25 for the first time

RANK	COLLEGE	CITY
11	DEPARTMENT OF ARCHITECTURE, ALIGARH MUSLIM UNIVERSITY	Aligarh
12	SCHOOL OF PLANNING & ARCHITECTURE, JAWAHARLAL NEHRU ARCHITECTURE & FINE ARTS UNIVERSITY	Hyderabad
14	DEPARTMENT OF ARCHITECTURE, NATIONAL INSTITUTE OF TECHNOLOGY	Hamirpur

No. 5 SCHOOL OF PLANNING & ARCHITECTURE BHOPAL

GURUSPEAK

"We responded to the Covid challenge with greater use of technology"

– PROF. N. SRIDHARAN
Director, School of Planning & Architecture, Bhopal

PANKAJ TIWARI

"Learning completely shifted online in the pandemic. To make the most of it, we identified aspects that could be better learnt and imbibed on the online platform. More than 40 webinars were organised in this period, in which international subject experts from diverse fields could interact with the students. This would not have been possible in a classroom-based offline teaching. Covid proved to be a bigger challenge for holding studios in the open. We responded to this challenge through greater use of technology, satellite imagery, drones and other techniques, which are already in use overseas. The period was also well utilised for carrying out mass-scale plantation and creating two lakes on campus for rainwater harvesting." ■

(As told to Rahul Noronha)

No. 1 NATIONAL LAW SCHOOL OF INDIA UNIVERSITY, BENGALURU

RAISING THE BAR

GURUSPEAK

"Despite the pandemic, there was no dip in hiring"

–DR SUDHIR KRISHNASWAMY
Vice-chancellor, National Law School of India University, Bengaluru

"Over the past year, we have built and deployed an online learning management system that ensures structured and reviewed syllabi for every course and easy availability of reading materials. NLSIU's Elective Course programme has integrated external and internal faculty offering new and intellectually-challenging courses. As many as 55 external/ guest faculty have offered elective courses in the academic year 2020-21.

We adopted new academic and examination regulations for three major programmes to streamline academic processes and strengthen our ability to deliver high-quality programmes at scale. The examination process was facilitated via the learning management system and remotely proctored. Evaluations were done online and special arrangements were made to make the examination process accessible to differently-abled students. Students with limited or poor access to the internet and other related facilities were given financial subsidies. All activities related to campus hiring were shifted online due to the pandemic. While a more flexible approach in carrying out placements had to be adopted to cater to this shift, the hiring trends have remained consistent with previous years. There was no dip in hiring." ■

(As told to Aravind Gowda)

TOP 10 LAW COLLEGES

RANK 2021	RANK 2020	RANK 2019	RANK 2018	COLLEGE	CITY
1	1	1	1	NATIONAL LAW SCHOOL OF INDIA UNIVERSITY	Bengaluru
2	NP*	2	2	THE WEST BENGAL NATIONAL UNIVERSITY OF JURIDICAL SCIENCES	Kolkata
3	NP	NP	NP	NATIONAL LAW INSTITUTE UNIVERSITY	Bhopal
4	2	NP	NP	GUJARAT NATIONAL LAW UNIVERSITY	Gandhinagar
5	3	3	3	SYMBIOSIS LAW SCHOOL	Pune
6	NP	NP	NP	HIDAYATULLAH NATIONAL LAW UNIVERSITY	Nava Raipur
7	4	NP	NP	DR RAM MANOHAR LOHIYA NATIONAL LAW UNIVERSITY	Lucknow
8	5	5	5	FACULTY OF LAW, BANARAS HINDU UNIVERSITY	Varanasi
9	6	9	NP	NATIONAL LAW UNIVERSITY ODISHA	Cuttack
10	8	4	4	ILS LAW COLLEGE	Pune

*NP: Not participated

SANDESH RAVIKUMAR

NEW AVENUES Dr Sudhir Krishnaswamy at the National Law School of India University, Bengaluru

No. 2 THE WEST BENGAL NATIONAL UNIVERSITY OF JURIDICAL SCIENCES KOLKATA

GURUSPEAK

"We ensured access to our library of 400-odd ebooks on law and social sciences"

–PROF. N.K. CHAKRABARTI
Vice-chancellor, West Bengal National University of Juridical Sciences, Kolkata

"The first thing we made sure of when the lockdown was announced was to complete the examination of final-year students and bring out their results by June end since the placement process for the batch had already been completed and they were supposed to join work by the first week of July. This year, we had 100 per cent placement as all 90 students, out of a batch of 125, who applied, got recruited by top law firms. From the beginning, we ensured online access to our library by making-400 odd e-books of law and social sciences available to students. We also provided students with counselling sessions.

Special virtual lectures by experts on contemporary law, artificial intelligence and corporate law were incorporated into the schedule to help students, come placement time. Since organising physical mock courts and preparing students for arguments and court procedures are integral parts of a law course, teachers organised virtual court rooms and prepared students.

NUJS also brought a 100-odd final-year students—residents of remote areas who had been facing connectivity issues—back on campus to help them through the placement interviews within the campus environment while maintaining Covid-19 protocol. Moreover, NUJS reduced its fee structure by 30 per cent, keeping in mind the difficult pandemic situation." ■

(As told to Romita Datta)

TOP 10 GOVERNMENT LAW COLLEGES

RANK 2021	RANK 2020	RANK 2019	RANK 2018	COLLEGE	CITY
1	1	1	1	NATIONAL LAW SCHOOL OF INDIA UNIVERSITY	Bengaluru
2	NP	2	2	THE WEST BENGAL NATIONAL UNIVERSITY OF JURIDICAL SCIENCES	Kolkata
3	NP	NP	NP	NATIONAL LAW INSTITUTE UNIVERSITY	Bhopal
4	2	NP	NP	GUJARAT NATIONAL LAW UNIVERSITY	Gandhinagar
5	NP	NP	NP	HIDAYATULLAH NATIONAL LAW UNIVERSITY	Nava Raipur
6	3	NP	NP	DR RAM MANOHAR LOHIYA NATIONAL LAW UNIVERSITY	Lucknow
7	4	3	3	FACULTY OF LAW, BANARAS HINDU UNIVERSITY	Varanasi
8	5	6	NP	NATIONAL LAW UNIVERSITY ODISHA	Cuttack
9	NP	NP	NP	THE NATIONAL UNIVERSITY OF ADVANCED LEGAL STUDIES	Kochi
10	7	7	6	FACULTY OF LAW, UNIVERSITY OF LUCKNOW	Lucknow

TOP 10 PRIVATE LAW COLLEGES

RANK 2021	RANK 2020	RANK 2019	RANK 2018	COLLEGE	CITY
1	1	1	1	SYMBIOSIS LAW SCHOOL	Pune
2	2	2	2	ILS LAW COLLEGE	Pune
3	3	3	4	BHARATI VIDYAPEETH (DEEMED TO BE UNIVERSITY) NEW LAW COLLEGE	Pune
4	4	4	5	SCHOOL OF LAW, CHRIST UNIVERSITY	Bengaluru
5	5	5	6	ARMY INSTITUTE OF LAW	Mohali
6	8	8	9	LLOYD LAW COLLEGE	Greater Noida
7	NP	NP	NP	KIRIT P. MEHTA SCHOOL OF LAW, SVKM'S NMIMS (DEEMED TO BE UNIVERSITY)	Mumbai
8	7	7	NP	INSTITUTE OF LAW, NIRMA UNIVERSITY	Ahmedabad
9	9	9	7	RAMAIAH COLLEGE OF LAW	Bengaluru
10	NP	NP	NP	SCHOOL OF LAW, UNIVERSITY OF PETROLEUM & ENERGY STUDIES	Dehradun

No. 1 (Pvt)
SYMBIOSIS LAW SCHOOL
PUNE

GURUSPEAK

"We introduced 28 certificate courses with European partners"

–DR SHASHIKALA GURPUR
Director, Symbiosis Law School, Pune

"We took to online course delivery within just 48 hours of the lockdown last year. The IT infrastructure was upgraded quickly and faculty and students were swiftly trained in using these platforms. Students were engaged by a faculty mentor in small group learning sessions to complete the curriculum. These mentor-mentee meetings helped teachers foster one-on-one contact with the students.

We also introduced 28 certificate courses with European partners and more than 400 students across Symbiosis International University benefitted from these." ■

(As told to Aditi Pai)

INDIA TODAY BEST COLLEGES 25 YEARS

LAW

TOP 10 COLLEGES COLLEGES WITH BEST VALUE FOR MONEY

RANK	COLLEGE	RoI*
1	FACULTY OF LAW, BANARAS HINDU UNIVERSITY, Varanasi	111.01
2	KISHINCHAND CHELLARAM LAW COLLEGE, Mumbai	14.53
3	FACULTY OF LAW, JAMIA MILLIA ISLAMIA, New Delhi	11.54
4	VAIKUNTA BALIGA COLLEGE OF LAW, Udupi	10.78
5	SMT KAMALABEN GAMBHIRCHAND SHAH LAW SCHOOL, Mumbai	9.09
6	FACULTY OF LAW, ALIGARH MUSLIM UNIVERSITY, Aligarh	6.62
7	ILS LAW COLLEGE, Pune	6.02
8	SOUTH CALCUTTA LAW COLLEGE, Kolkata	5.30
9	BHARATI VIDYAPEETH (DEEMED TO BE UNIVERSITY) NEW LAW COLLEGE, Pune	4.76
10	V.M. SALGAOCAR COLLEGE OF LAW, Panaji	4.12

*RoI (return on investment) is calculated based on average annual salary/ total course fees (entire duration)

TOP 10 EMERGING COLLEGES

Highest-scoring colleges among those set up in or after 2000

RANK	COLLEGE	CITY
1	THE WEST BENGAL NATIONAL UNIVERSITY OF JURIDICAL SCIENCES	Kolkata
2	NATIONAL LAW INSTITUTE UNIVERSITY	Bhopal
3	GUJARAT NATIONAL LAW UNIVERSITY	Gandhinagar
4	HIDAYATULLAH NATIONAL LAW UNIVERSITY	Nava Raipur
5	DR RAM MANOHAR LOHIYA NATIONAL LAW UNIVERSITY	Lucknow
6	NTIONAL LAW UNIVERSITY ODISHA	Cuttack
7	THE NATIONAL UNIVERSITY OF ADVANCED LEGAL STUDIES	Kochi
8	CHANAKYA NATIONAL LAW UNIVERSITY	Patna
9	SCHOOL OF LAW, CHRIST UNIVERSITY	Bengaluru
10	ARMY INSTITUTE OF LAW	Mohali

TOP 10 COLLEGES WITH LOWEST FEES

RANK	COLLEGE	COURSE FEES* (Entire duration) (₹)
1	FACULTY OF LAW, BANARAS HINDU UNIVERSITY, Varanasi	6,846
2	AHMEDNAGAR JILHA MARATHA VIDYA PRASARAK SAMAJ'S NEW LAW COLLEGE Ahmednagar	14,232
3	MANIKCHAND PAHADE LAW COLLEGE Aurangabad	16,495
4	KISHINCHAND CHELLARAM LAW COLLEGE, Mumbai	20,650
5	SMT KAMALABEN GAMBHIRCHAND SHAH LAW SCHOOL, Mumbai	23,750
6	VAIKUNTA BALIGA COLLEGE OF LAW, Udupi	27,825
7	SOUTH CALCUTTA LAW COLLEGE Kolkata	45,300
8	FACULTY OF LAW, JAMIA MILLIA ISLAMIA, New Delhi	52,000
9	K.L.E. SOCIETY'S S.A. MANVI LAW COLLEGE, Gadag	56,220
10	FACULTY OF LAW, ALIGARH MUSLIM UNIVERSITY, Aligarh	60,400

*Course Fee = Tuition fee + Other fees
Note: The list includes both government and private colleges

NEW ENTRANTS

Colleges that found place among the top 25 for the first time

RANK	COLLEGE
2	THE WEST BENGAL NATIONAL UNIVERSITY OF JURIDICAL SCIENCES, Kolkata
3	NATIONAL LAW INSTITUTE UNIVERSITY, Bhopal
6	HIDAYATULLAH NATIONAL LAW UNIVERSITY, Nava Raipur

No. 1 INDIAN INSTITUTE OF MASS COMMUNICATION NEW DELHI

GETTING MEDIA SAVVY

GURUSPEAK

"The pandemic made us look beyond classrooms and examinations"

–PROFESSOR SANJAY DWIVEDI
Director General, Indian Institute of Mass Communication (IIMC), Delhi

YASIR IQBAL

LEADING THE PACK
IIMC director-general Sanjay Dwivedi at the college campus

"This was a year of great learning. In many ways, it changed our perspectives about education, communication, and life in general. The lockdowns and restrictions imposed on our movements because of the pandemic, in fact, enabled us to explore our untapped potential. It helped us to break free from the conventional thought process. This is what has been the legacy of the Indian Institute of Mass Communication (IIMC)—to set the trend. Of course, like all educational institutes, we also shifted to digital mode of learning almost overnight. Our first major challenge was to conduct the entrance examination as we had to postpone it when Covid-19 first hit the country last year. As most of the competitive examinations were postponed, we also waited and could not start the regular session in August as scheduled. Eventually, instead of conducting the entrance test on our own—as had been done in the past—we approached the National Testing Agency to conduct the online examination in September. We plan to continue with this model of entrance examination this year too. Though the regular session started late—from November—we did not cut short the duration of the programme. The classes were conducted on Google Meet and regular assignments were given to students. In fact, all assessments of students happened based on their performance in completing these assignments. We had planned to do some practical classes in April 2021, especially for broadcast journalism, but had to cancel these plans because of the second wave of the pandemic. If the situation improves, we may think of doing that again. Some teachers faced certain issues in the beginning during the conversion to virtual classrooms, but the students were natural. After all, they were born in the digital era. The pandemic has taught us that the physical classrooms are not the only mode of teaching and learning and periodic examinations are not the only mode of assessment. This has been a great catalyst towards innovating effective methods of imparting communication lessons. In addition, I must admit that we missed students in the campus. The vibrancy of campus life and face-to-face interaction with peers are crucial for overall development of a student, more so for a mass communication student. This batch of students lost out the opportunity to explore the campus life of an illustrious institute like IIMC. That certainly makes me sad. But I would add that this batch got more opportunities to interact with the global media and communication experts." ■

(As told to Kaushik Deka)

> "Some teachers had difficulty in transitioning to online learning, but the students were naturals—after all, they were born in the digital era"

TOP 10 MASS COMM COLLEGES

RANK 2021	RANK 2020	RANK 2019	RANK 2018	COLLEGE	CITY
1	1	1	1	INDIAN INSTITUTE OF MASS COMMUNICATION (IIMC)	New Delhi
2	2	2	2	AJK MASS COMMUNICATION RESEARCH CENTRE, JAMIA MILLIA ISLAMIA	New Delhi
3	3	4	6	SYMBIOSIS INSTITUTE OF MEDIA & COMMUNICATION	Pune
4	4	7	NP*	DEPARTMENT OF MEDIA & COMMUNICATION STUDIES, SAVITRIBAI PHULE PUNE UNIVERSITY	Pune
5	5	3	3	DEPARTMENT OF COMMUNICATION, UNIVERSITY OF HYDERABAD	Hyderabad
6	6	6	5	MANIPAL INSTITUTE OF COMMUNICATION	Manipal
7	7	5	4	XAVIER INSTITUTE OF COMMUNICATIONS	Mumbai
8	8	8	7	DEPARTMENT OF MEDIA STUDIES, CHRIST (DEEMED TO BE UNIVERSITY)	Bengaluru
9	9	9	9	INDIAN INSTITUTE OF JOURNALISM & NEW MEDIA	Bengaluru
10	11	12	10	MANORAMA SCHOOL OF COMMUNICATION (MASCOM)	Kottayam

*NP: Not participated; Note: The rankings are for post-graduate courses

TOP 10 COLLEGES WITH THE BEST VALUE FOR MONEY ↓

RANK	COLLEGE	RoI*
1	DEPARTMENT OF MEDIA & COMMUNICATION STUDIES, SAVITRIBAI PHULE PUNE UNIVERSITY, Pune	10.14
2	DEPARTMENT OF JOURNALISM & MASS COMMUNICATION, PSG COLLEGE OF ARTS & SCIENCE, Coimbatore	8.00
3	AJK MASS COMMUNICATION RESEARCH CENTRE, JAMIA MILLIA ISLAMIA, New Delhi	5.84
4	INDIAN INSTITUTE OF MASS COMMUNICATION (IIMC), New Delhi	5.52
5	ALVA'S COLLEGE, Mudbidri	4.60
6	MAKHANLAL CHATURVEDI NATIONAL UNIVERSITY OF JOURNALISM & COMMUNICATION, Bhopal	4.37
7	DEPARTMENT OF COMMUNICATION, UNIVERSITY OF HYDERABAD, Hyderabad	4.00
8	AMITY SCHOOL OF COMMUNICATION, Jaipur	2.97
9	UNIVERSITY INSTITUTE OF MEDIA STUDIES, CHANDIGARH UNIVERSITY, Mohali	2.75
9	MANORAMA SCHOOL OF COMMUNICATION (MASCOM) Kottayam	2.75

*RoI (return on investment) is calculated based on average annual salary/ total course fees (entire duration)

STUDENTSPEAK

APARNA BHALLA
Postgraduate diploma, English journalism, Indian Institute of Mass Communication, New Delhi

CHANDRADEEP KUMAR

"As a student of journalism, it came as a disappointment not to be able to go out and learn skills on the ground. But then, being a journalist also means adapting to adverse situations. And IIMC has been the best at doing that. The learning was aggressive as we shifted to digital mode. We had classes on regular reporting, plus new and emerging domains like mobile journalism, drone journalism and entrepreneurial journalism. Our teachers were available almost 24x7—I remember having a video call with my teacher at 9.30 at night. We also had experts from all over the world teaching us online. While physical examinations did not happen, assignments and online tests were incessant. The individual assignments were not difficult, but it became at times difficult to reach consensus in group assignments. Virtual communication cannot replace face-to-face conversations. The constant digital use and the pandemic took a toll on our physical and mental health. That's the reason the institute authorities gave us a break for 15 days during the second wave. Things are gradually improving, and, hopefully, we will get to attend some physical classes before the course gets over. Though I have not been able to attend its prestigious campus, IIMC has helped me to find a job in a top-notch media house even before my final exam. That's the advantage of getting trained in the institute."

(As told to Kaushik Deka)

TOP 10 COLLEGES WITH THE LOWEST FEES ↓

RANK	COLLEGE	CITY	COURSE FEES* (Entire duration) (₹)
1	DEPARTMENT OF MASS COMMUNICATION, ALIGARH MUSLIM UNIVERSITY	Aligarh	11,130
2	MEHR CHAND MAHAJAN DAV COLLEGE FOR WOMEN	Chandigarh	24,490
3	DEPARTMENT OF JOURNALISM & MASS COMMUNICATION, PSG COLLEGE OF ARTS & SCIENCE	Coimbatore	30,000
4	MAKHANLAL CHATURVEDI NATIONAL UNIVERSITY OF JOURNALISM AND COMMUNICATION	Bhopal	41,210
5	DEPARTMENT OF MEDIA AND COMMUNICATION STUDIES, SAVITRIBAI PHULE PUNE UNIVERSITY	Pune	59,200
6	HINDUSTHAN COLLEGE OF ARTS AND SCIENCE	Coimbatore	66,000
7	MARATHWADA MITRA MANDAL'S COLLEGE OF COMMERCE	Pune	70,000
8	ALVA'S COLLEGE	Mudbidri	75,600
9	KANYA MAHA VIDYALAYA (AUTONOMOUS)	Jalandhar	77,880
10	INDIAN INSTITUTE OF MASS COMMUNICATION (IIMC)	New Delhi	87,000

*Course fee: Tuition fees + Other fees
Note: The list includes both government and private colleges

No. 2 AJK MASS COMMUNICATION RESEARCH CENTRE
NEW DELHI

GURUSPEAK

"We did a survey among students to address issues of internet access"

–SHOHINI GHOSH
Officiating director, AJK Mass Communication Research Centre, New Delhi

"At the onset of the Covid-19 pandemic, the challenges before AJK Mass Communication Research Centre's (AJK MCRC) practice-based courses were to familiarise students and teachers with remote learning, migrate to the virtual mode—all conceptual, theoretical and preliminary practical exercises, including all interactions that did not require access to high-end production infrastructures—and implement a blended learning approach where students would return to campus in staggered batches to work on professional equipment and facilities while following industry-led health and safety precautions around Covid-19. To this end, a few new initiatives were taken. Teachers had to rapidly acquaint themselves with online platforms such as Zoom, Google Meet, Google Classroom and other online resources. The university held online workshops for teachers to build capacity and facilitate this process. Since the students at the AJK MCRC come from diverse backgrounds from across the country and have varying degrees of access to remote learning, we conducted a student survey across all courses to address issues arising from inequitable access to the internet and other resources. The findings of the survey helped teachers recalibrate their methods and adopt multimedia approaches appropriate for their courses. For example, the teaching of 3D animation in the MA programme in Animation and Visual FX required a lot of screen-sharing for students to learn each step. For those who had difficulty streaming, teachers would record every lecture and upload it on YouTube as an unlisted video so that students could catch up on what they might have missed. Preference was given to live classes and interactions

wherever possible. For example, the MA Mass Communication (MAMC) course migrated its introduction to film and television production online through live demonstration of equipment and facilities.

In addition to live-teaching, students were sent regular reading material and curated video tutorials available on the internet and via massive online open course platforms, including MHRD's SYAYAM platform. This proved particularly beneficial for students in J&K, the Northeast and other areas where digital access is limited. Alumni helped by delivering masterclasses and workshops while helping to get other industry professionals to interact with the students. Since employment in the industry and placement opportunities in production-based courses depend on hands-on skill acquisition, students were incrementally brought back to campus in staggered batches to work on their term-end productions and graduation projects. Exams and evaluations were all conducted online.

"Students were sent curated video tutorials available on the internet and via massive online open course platforms"

Production work during the pandemic also demanded that students be innovative and creative. Confronted with a scarcity of actors, documentary subjects and limited access to outdoor locations, they had to rework their scripts. Nonetheless, most produced work of high-production value. One of the films made by students of the MAMC titled *Dhai Paher* won the Outstanding Achievement Award in the student category at the L'Age d'Or International Arthouse Film Festival (LIAFF). It also received a special mention at the Madras Independent Film Festival and an honourable mention at the London International Monthly Film Festival." ■

(As told to Shelly Anand)

No. 3 SYMBIOSIS INSTITUTE OF MEDIA AND COMMUNICATION
PUNE

GURUSPEAK

"We were mindful of the tools that support our teaching"

–DR RUCHI KHER JAGGI

Professor and director, Symbiosis Institute of Media and Communication, Pune

"Last year brought about a paradigm shift in the way we teach, assess and evaluate, and offered a new learning curve to the faculty, students and the industry. The courses we offer have a huge practical dimension but the transition has been extremely smooth from the offline to the online medium. We were mindful of the tools that support our teaching. We used Google Meet, Zoom and MS Teams. Lectures were offered in synchronous and asynchronous mode. For live lectures, we used MS Teams and Google Meet. MS Teams were used for group discussions and tutorial-oriented sessions. Features like Google Jamboard were used for brainstorming sessions while Google Sheets served as a whiteboard. The OB Studio software was useful for recordings and students even used NASA Earth and Google Earth to devise their TV news packages. The Symbiosis International University also subscribed to thousands to electronic databases and e-books and offered access to the students." ■

(As told to Aditi Pai)

TOP 10 EMERGING COLLEGES ↓

Highest-scoring colleges among those set up in or after 2000

RANK	COLLEGE	CITY
1	DEPARTMENT OF MEDIA STUDIES, CHRIST (DEEMED TO BE UNIVERSITY)	Bengaluru
2	INDIAN INSTITUTE OF JOURNALISM & NEW MEDIA	Bengaluru
3	MANORAMA SCHOOL OF COMMUNICATION (MASCOM)	Kottayam
4	MADRAS CHRISTIAN COLLEGE (AUTONOMOUS)	Chennai
5	KISHINCHAND CHELLARAM COLLEGE	Mumbai
6	APEEJAY INSTITUTE OF MASS COMMUNICATION	New Delhi
7	ST JOSEPH'S COLLEGE (AUTONOMOUS)	Bengaluru
8	ST JOSEPH COLLEGE OF COMMUNICATION	Kottayam
9	SCHOOL OF JOURNALISM & MASS COMMUNICATION, INSTITUTE OF MANAGEMENT STUDIES	Noida
10	DEPARTMENT OF MEDIA STUDIES, JAIN (DEEMED TO BE UNIVERSITY)	Bengaluru

TOP 3 GAINERS ↓

Colleges that made the biggest leaps since last year

RANK	COLLEGE	CITY	RANK IN 2021	RANK IN 2020
1	DEPARTMENT OF MEDIA STUDIES, JAIN (DEEMED TO BE UNIVERSITY)	Bengaluru	20	26
2	JAGRAN SCHOOL OF JOURNALISM & COMMUNICATION	Bhopal	22	24
3	MANORAMA SCHOOL OF COMMUNICATION (MASCOM)	Kottayam	10	11

NEW ENTRANTS ↓

Colleges that found place among the top 25 for the first time

RANK IN 2021	COLLEGE
12	MAKHANLAL CHATURVEDI NATIONAL UNIVERSITY OF JOURNALISM & COMMUNICATION, Bhopal
20	DEPARTMENT OF MEDIA STUDIES, JAIN (DEEMED TO BE UNIVERSITY), Bengaluru
23	UNIVERSITY INSTITUTE OF MEDIA STUDIES, CHANDIGARH UNIVERSITY, Mohali

STUDENTSPEAK

ALEX MICHAEL BINOY

Final-semester student, Symbiosis Institute of Media and Communication

"Online classes gave me a feeling of being more in control of my education. I was able to manage my responsibilities at home, study and also freelance with a Pune-based newspaper to earn an income during the pandemic. The college provided us with recordings of all lectures so in case we missed a class, we could view it later. In this manner, even if there were emergencies to attend to, we didn't miss classes. Unlike earlier when we had to meet our faculty members in their offices, our professors were now only a phone call or WhatsApp message away and were constantly there for us at all times. Despite all these advantages, I still prefer regular in-person classes because of the valuable experiences that campus life offers. Often, we would collaborate with students of other faculties for projects and assignments and that in itself was a great learning beyond our classroom and the subjects I have taken."

(As told to Aditi Pai)

JIGNESH MISTRY

ON THE BALL Dr Madhavi Reddy, Dept. head, Media and Communication Studies, Savitribai Phule Pune University

No. 4 SAVITRIBAI PHULE PUNE UNIVERSITY
PUNE

GURUSPEAK

"The university developed a customised platform for examinations"

–DR MADHAVI REDDY

Professor and Head of the department of Media & Communication Studies, Savitribai Phule Pune University, Pune

"We were almost at the end of the semester when we had to abruptly close classes. We spent the next month on internal assignments and developing new strategies. In media studies, students need to have certain hands-on exercises. Pune University was swift in buying a licensed copy of MS Teams and with this, the complete campus could go online. It was a new platform for everyone but the IT department trained students and the coordinators on how to use this platform. We also enrolled a new batch of students through MS Teams. So, the admissions for the new semester also were done online. The University also developed a customised platform for conducting exams. Students had to keep their webcams on and the platform could capture images if any new windows are opened on the student's laptops. It was used to give a feeling of an examination where students are watched and monitored. Unlike other media courses in the city, we never deferred the courses. In fact, last September, we conducted the practical sessions calling students in small groups and completed the courses in time. Our students finished all documentaries and films and submitted them well in time. Most importantly, Pune University gave every department the flexibility to conduct their courses in the given circumstances. For the new year, the entrance examination also will be held online." ■

(As told to Aditi Pai)

STUDENTSPEAK

ADELINE FERNANDES

Post graduate student, Media and Communication Studies, Department of Media and Communication Studies, Savitribai Phule Pune University, Pune

"Online classes have changed the way we learn. In the new normal, teacher–student interactions are very dependent on how good one's internet connection is, which can create a gap in communication. As someone who has attended both classroom lectures and online lectures, I know the shift was not the easiest—but care was taken by the department that this process be made as simple as possible. Every week's timetable was emailed to us over the weekend with links to lectures; the number of lectures and their duration was reduced by half, and the recording of the same was made available to us. The assignments were designed to help us apply our understanding without needing to step out of the house. We were also allowed to submit photos of handwritten assignments if we didn't have computers. The due dates for the assignments were decided after a discussion with students, along with flexible extensions. We were also oriented for our online examination with mock tests. An added bonus was the encouraging and supportive faculty. Though we missed campus learning, the department made sure technical difficulties were not a problem."

(As told to Aditi Pai)

No. 5 DEPARTMENT OF COMMUNICATION, UNIVERSITY OF HYDERABAD
HYDERABAD

GURUSPEAK

"The only disadvantage was that we had to put off practice-based courses"

–VASUKI BELAVADI

Professor, Department of Communication, University of Hyderabad

"In going online with teaching, we could not make attendance mandatory as connectivity is an issue faced by many students. So, we recorded our lectures and provided them to students to view at their leisure. Online teaching also meant limiting classes to three a day because it would have an impact on data consumption for the students. Attendance was between 70 and 80 per cent which I attribute to my teaching colleagues. They adapted to online teaching quickly and found interesting ways to keep students engaged. The only disadvantage was that we had to put off practice-based courses. While we did manage to do some of it online, studio-based courses were put off to the second semester during November-December when they could come to the campus. Students were also given interesting assignments which they could do with Covid-appropriate behaviour like how the pandemic impacted the life of a milk man or a vegetable vendor. They could experience practising journalism using mobile apps. It is only for the multi-camera productions that they had to wait, which we did, so as to make them industry ready. However, placements have not been as usual, with 12 of 40 students getting them." ■

(As told to Amarnath Menon)

YOGI IN MISSION MODE TO SAVE LIVES AND LIVELIHOOD

Coronavirus infection was at its peak on 30th April during the second wave of COVID-19 in Uttar Pradesh. And it was the same day when Covid-19 test report of chief minister Yogi Adityanath fighting this pandemic from the last 2 weeks came negative. Immediately, Yogi Adityanath came into action with the mission to save the lives of people. He prepared the strategy to save the people from the pandemic and at the same time started inspecting hospitals and visiting villages. He organized team 9 comprising senior officials at state level and on the same line constituted a team 9 in every district to strengthen the fight against Coronavirus. The strategy of trace, test and treat broke the chain of COVID-19 infection. It was the result of the perfect strategy of Yogi Adityanath that within 35 days of reaching its peak the COVID infection rate in the state declined to 0.2%. Along with saving the lives of citizens of state Yogi Adityanath is also fighting on war-footing to save the livelihood of people during Covid Times. After controlling the second wave of Corona, Yogi has started the mission of strengthening health services in the state so that the possible third wave can be effectively controlled in time.

The speed of COVID-19 infection was curbed swiftly because of the successful decisions taken by head of the state Chief Minister Yogi Adityanath. Active Covid cases have reached below 600 in all districts of a state because of the day and night efforts of Yogi Adityanath. That is why the success of the UP COVID-19 model of Yogi is being discussed in other states also. When the covid cases reached its peak in April in the state, Chief Minister Yogi Adityanath emphasized on supply of Oxygen and medicines to all government and non-government hospitals, expansion of beds, testing and vaccination. The result of these efforts is that within one and half months the recovery rate from coronavirus has reached above 98% in the state. 'UP model' is number one in the country because of the Yogi's strategy of aggressive testing and contact tracing. State is conducting 10 times more COVID-19 tests daily than the standard set by the World health organisation. WHO has given a target of 32,000 covid tests daily but more than three lakh tests per day are being conducted in the state. 31 contact sample tests are being conducted on each positive case in the state which is above the WHO standard. WHO also praised the micro management of Uttar Pradesh during the first wave and second wave of COVID-19. The micro containment zones formed after directions of CM Yogi have broken the chain of infection. Rapid response teams and Surveillance committees have tested a large number of people in villages. After 31st March, 70% covid tests have been conducted in rural areas of state. Uttar Pradesh has conducted the highest number of COVID-19 tests in the country and more than 5.41 crore samples have been tested so far.

'MISSION JUNE' CAMPAIGN OF YOGI BECAME PRECEDENT

Uttar Pradesh has become the first state of the country to provide the fastest and highest number of vaccinations to the youth. CM Yogi launched a free vaccination campaign in the state to provide vaccines against COVID-19 to the people aged between 18 to 45 years. The special vaccination campaign launched under 'Mission June' name is getting tremendous success across the state. Despite being the highest populated state, more than 58 lakh doses of COVID-19 vaccines have been given to the beneficiaries of this age group under the leadership of CM Yogi. To expedite the vaccination campaign CM Yogi Adityanath has directed to increase the present vaccination number of 4 lakhs doses daily to 5 to 6 lakh doses per day and on the other hand target has been given to increase the daily vaccination capacity to 10 to 12 lakhs per day in the month of July. After completion of 'Mission June' Chief Minister Yogi Adityanath has decided the target of administering 10 crore vaccine doses in the next three months with daily inoculation capacity of 10 lakh doses.

> **"The way Uttar Pradesh government is distributing medicines door-to-door in cities and villages by creating micro-containment zones on the principle of 'where sick-there treatment', is a very good initiative."**
>
> *— Narendra Modi, Prime Minister*

SUPERVISION OF TREATMENT

Chief Minister Yogi Adityanath gave a big responsibility to the expert doctors of SGPGI Lucknow for the treatment of black fungus disease. This team is monitoring the procedures for the treatment of black fungus and deciding the line of treatment according to every patient. These expert doctors gave suggestions to the government to deal with black fungus problem after intense study. These suggestions mentioned two separate drugs isavuconazole and posaconazole for the treatment of black fungus apart from amphotericin b injection. Chief Minister Yogi Adityanath has ordered to ensure the availability of these two drugs in the state. Along with it Government has ordered officials to maintain proper supply of amphotericin b injection. The number of total functional, under construction and permitted oxygen plants in the state has now reached 436, out of which 100 oxygen plants are functional.

YOGI GOVERNMENT MAKING ALL POSSIBLE ARRANGEMENTS FOR TREATMENT

DOOR TO DOOR SURVEILLANCE

More than 73000 active monitoring committees are conducting door to door surveillance in Uttar Pradesh. With this surveillance system, corona screening has been conducted over a population of 18 crore people out of the total 24 crore population of the state and treatment has been provided to the patients found infected in this surveillance.

EMPHASIS ON SANITISATION

To break the chain of infection campaign for fogging, sanitisation and cleanliness is being conducted in rural and urban areas during the weekend restrictions. Around 86700 workers in rural areas and 82000 workers in urban areas are involved in this campaign.

WOMEN VACCINATION CENTERS

From 7th June special 'pink booths' for women vaccination have been established in each district of the state. Two women special vaccination centers have been established in district women hospitals and joint hospitals. In Community Health Centers at block level two different vaccination centers have been formed especially for women.

FEVER CLINIC

Chief Minister Yogi Adityanath has ordered to start fever clinics and flu clinics at all divisional and district hospitals, community health centres and primary health centres. These centres are a must where patients with symptoms of COVID-19 will be tested and provided proper treatment.

MEDICINE KIT

The Yogi government has started the campaign for door-to-door distribution of medicine kits from 15th June for the treatment of viral fever in children with the help of more than 73000 monitoring committees active in the state.

TELECONSULTATION SYSTEM

Teleconsultation facility has been started in District Hospitals and Medical Colleges of state. Through this facility general patients are getting better health services while being at their homes. Such a mechanism has been activated that only the serious patients should reach hospitals during Covid times.

AYUSH KIT

After the direction of Chief Minister Yogi Adityanath, Ayush department has reached approximately 23 lakh people in the state during Covid times. The department has distributed free covid kits to more than 20 lakh people. Apart from that more than 3 lakh people have taken tips from social media platforms and Ayush kavach app.

DRY RATION

On directions of CM Yogi dry ration is being distributed from 164714 Anganwadi centres to 14799150 beneficiaries which includes malnourished children and pregnant ladies. The dry ration scheme started by the government has provided employment to 630000 women also.

CHILDREN WILL BE SAVED FROM CORONA ON THE LINE OF ENCEPHALITIS

Experts are saying that the impending third wave of Covid will be more sensitive towards children. Keeping in mind these apprehensions the government under the leadership of Chief Minister Yogi Adityanath has started preparations on war-footing to save children from any such kind of impending wave. Just after reaching at the helm of affairs in March 2017, Chief Minister Yogi Adityanath started his efforts on war footing to stop the untimely death of children from Encephalitis. Infrastructure of health services were strengthened at PHC (primary health centers) and CHC (community health centers) keeping in mind the encephalitis disease. Special awareness campaign regarding cleanliness and hygiene was launched in three dozen sensitive districts of eastern Uttar Pradesh for containment of the disease. The result is that encephalitis is almost on the verge of ending in these districts. Now the experience gained during the elimination of encephalitis is being used by the Yogi Government to save the children from the third wave of COVID-19. The pediatric intensive care unit (PICU) project, which played an important role during control of encephalitis, is now implemented across the state to save the children from the possible third wave.

Chief Minister Yogi Adityanath has directed to prepare 100 bedded ICU for children in all medical colleges of state. Chief minister has also asked to set up 100 bedded ICU at every division level and 25 bedded ICU at district hospitals. Along with it directions have been given to officials for arrangement of necessary and skilled human resources in a certain time period. The doctors of Baba Raghav Das medical College Gorakhpur and King George medical University Lucknow, who have an experience of four decades in saving the children from deadly disease encephalitis, will impart training to other doctors and paramedical staff of the state for operating the PICU. It should be kept in mind that more than 95% decrease has been registered in the deaths of children from encephalitis, which was taking lives of children in around 3 dozen districts of states especially in all districts of Gorakhpur and Basti division from the last four decades.

CONSOLIDATED EFFORTS OF AYURVEDA HOMEOPATHY AND UNANI

Consolidated efforts have started to save the children from the probable third wave of Covid. Chief Minister Yogi Adityanath has asked experts of Ayush to treat the infected patients of covid with age-old traditions of Ayurveda. The Ayush department has also started preparations to fight with the impending third wave of covid. Ayush department is going to form help desks in all its hospitals which will be focused on the health of children. Along with it Ayush kavach app will also add a new feature which will be related to the health of children. This feature will answer various questions like how to take care of the health of children according to the different seasons, how to increase the immunity of children and which home remedy can improve their health. Ayush department is continuously distributing Kadha and ayurvedic medicines for home isolated patients. Ayush kavach mobile app has also become quite popular among the public during covid period. Currently more than 3 lakh people are using it. Ayush department has around 2104 hospitals across the state, out of which 8 big hospitals are in cities like Lucknow Banaras and Pilibhit. All these hospitals will have a help desk focused on the health of children where doctors of Ayush department will provide information to the general public about the health of children and how to increase their immunity. Apart from it, medicines which will increase the immunity of children will also be distributed.

YOGI GOVERNMENT TO TAKE CARE OF THE CHILDREN WHO LOST THEIR PARENTS DUE TO COVID-19

The Yogi government has started working on implementation of 'Uttar Pradesh Mukhymantri Bal seva Yojana' at ground level after it was approved by the cabinet. The scheme is meant for the children who lost either both their parents or one of them in covid period which will be counted from March 2020. Responsibility has been fixed of the officials who will implement this scheme to the ground level in the districts and do listing of children and terms of eligibility. The motto of the scheme is to provide immediate help to the children in distress and save them from going into the wrong hands. The scheme takes complete care of the health, education and maintenance of the children. District level task force will identify the legal guardian of the beneficiary and the district level child care unit and child welfare committee will also keep an eye over the overall development of the children. Only original bonafide citizens of Uttar Pradesh will get the benefit of this scheme. All children whether they are biological or adopted, of any single family can take the benefit of the scheme. The categories of the children who will get the benefit of the 'Uttar Pradesh Mukhymantri Bal Seva Yojana' has been decided. The scheme will be available for those children aged up to 18 years whose both mother and father have died in the pandemic or those children whose mother or father had died before 1 March 2020 and the other remaining parent mother or father died in covid period or those children whose both parents had died before 1 March 2020 and the legal guardian died during covid period. Those children will also get the benefit of the scheme who are aged up to 18 years and one of their parents whether mother or father died during covid period and the person who died was the main earner of the family and the other parent which is currently alive but his or her earnings along with the total yearly income of the family is not more than Rs 3 lakh.

HOSPITALS ARE GETTING READY TO DEAL WITH THE THIRD WAVE OF COVID-19

COVID CARE CENTRE

4 community health centres situated in far flung areas of all districts of state are being converted into L1 category covid care centres. At these health centers numbers of beds are being increased from 30 to 50. All beds will have the facility of Oxygen and out of these 10 beds will remain reserved for pediatrics.

OXYGEN CONCENTRATOR

The Yogi government is purchasing 17000 oxygen concentrators to provide oxygen supply to all beds of those CHCs which are being converted into L one category covid care centres. Health department will fix the oxygen concentrators in all hospitals by the end of June.

OXYGEN GENERATION PLANT

Sugar mills of Uttar Pradesh are setting up oxygen generation plants in hospitals in 40 districts and in 35 districts this work is being done through distilleries. These plants will be made in more than 100 L1 covid care centers which are being established in rural areas. They can provide oxygen 24/7 to 100 patients at a time.

DEPLOYMENT OF DOCTORS

Seven doctors will be deployed in each Covid Care Centre which is being prepared in rural areas. Out of these, two will be emergency medical officers, 1 medical superintendent and 4 specialist doctors of different fields. 12 medical staff including 6 nurses and 4 pharmacists will also be deployed.

TRAINING PROGRAM

Chief Minister Yogi Adityanath has directed to impart training of covid vaccination to the trainee nurses of all nursing colleges of the state. 3-day training program has been initiated to train the doctors and paramedical staff for operating the pediatric intensive care unit.

RECRUITMENT OF DOCTORS

The Yogi government has started the procedure for recruitment of 3620 doctors under the medical and health services cadre PMS. Maximum number of 600 pediatricians will be recruited and 590 posts are for general physicians and the same number of posts for general surgeons and gynecologists.

DISASTER EXPERTS

The Yogi government has decided to appoint disaster experts on contract basis in 62 districts of state to deal with any kind of disaster. They will get a remuneration of 50,000 rupees per month. All those experts who were working in 13 districts of state have been given an extension of one-year service.

PROJECT ELDERLINE

In UP, the initiative of Chief Minister Yogi Adityanath is proving to be very helpful for the elderly who are separated from their loved ones and forced to live on the road and footpath. On getting information on the toll free helpline number 14567 started in UP under Project Elderline, many such people are being helped every day.

CM YOGI BECAME SUPPORT OF EVERY NEEDY DURING COVID PANDEMIC

Global pandemic covid affected every class of the society. Since the second wave was 30 to 50 times more infectious than the first one therefore its impact was also accordingly. This unprecedented and unexpected pandemic has hit the deprived section of society mostly which depends completely on the daily income of its family head. This section includes street vendors, small roadside shop owners, rickshaw and three wheeler pullers, barbers, washer men, tailors, cobblers, and fruits and vegetable vendors. Apart from it a large portion is of those labourers who are associated with construction work. During the first wave of covid infection also Chief Minister Yogi Adityanath came forward for every possible help of this most deprived section of the society. This continues during the second wave also. To safeguard the life and livelihood of people during covid pandemic financial assistance of 1000 rupees has been provided to those working in urban areas as daily wage worker like Street vendors, small shopkeepers, street shop owners, daily labourers, rickshaw and e rickshaw pullers, labourers and traditional workers like barbers', washer man, cobblers, confectioners. This is a great support for them during this emergency period. This assistance has given relief to around 91 lakh poor people. During the first phase of covid pandemic around 11 lakh Street vendors got 1000 rupees as financial assistance. In the next phase around 80 lakh registered and non-registered labourers were also given this facility. Uttar Pradesh was the first state which provided this financial assistance through online mode to Street vendors, rickshaw pullers, labourers, coolies and daily wage workers. Later many state governments also followed the suit. Workers from the organised sector got this assistance two times and the workers from the unorganised sector received this financial assistance one time.

GOVERNMENT IS MAKING ARRANGEMENT OF FOOD GRAINS FOR POOR

To give relief to the needy and poor people in conditions generated due to covid pandemic, the state government is providing 2 kg rice and 3 kg wheat per unit free of cost for 3 months to the holders of Antyodaya and ration card holders. In this way per unit 5 kg free of cost food grain is being provided to the needy persons. This is benefitting around 15 crore population of the state. This ration is in addition with the central government's announcement of free ration. On the other hand, Prime Minister Narendra Modi has already announced to extend the present help of free ration under PM Garib Kalyan scheme to the month of November.

This announcement is going to benefit maximum to Uttar Pradesh. In Uttar Pradesh the beneficiaries of this scheme are around 15 crores. Last year during covid period, the government provided financial assistance and free ration to each member of the family of all poor people, people under Antyodaya scheme, construction labourers, rickshaw pullers and Street vendors. Along with it, the government abolished the necessity of ration cards and provided ration two times in a month, once under Pradhan mantri Garib Kalyan scheme and second time through public distribution system. This should be kept in mind that Chief Minister Yogi Adityanath has been committed towards poor people from the beginning. He has announced quite earlier that wherever the labourers will work their children will read in the nearby Atal boarding school. UP has also created a record in the government procurement of food grain which is later distributed among poor people. The Yogi government is making records every year in the purchase of food grains. Over 55 lakh metric tons of wheat has been purchased in Uttar Pradesh till date which is a record. Payment has been made directly into the accounts of more than 12 lakh farmers for wheat purchase in the state. The procurement of food grain is continuing.

COMMUNITY KITCHEN MODEL PROVIDING RELIEF TO POOR

Uttar Pradesh has become a state which is providing free of cost cooked food daily to lakhs of people during covid period. The positive step taken by Yogi Chief Minister Yogi Adityanath to support the needy persons by opening community kitchens in all districts of state with the motto that no one should sleep empty stomach in the state and daily wages must not face any problem of cooked food has become great support to the needy people. Government has started 416 community kitchens in 75 districts of the state. Food packets are being provided to people free of cost with the help of these government community kitchens. Many private institutes are also voluntarily associating the government in this initiative. They have started operating 158 community kitchens in the state. 416 government community kitchens have provided food packets to 513730 people in 6116 areas and mohallas of the state till date. Non government organizations are also continuously making efforts to provide free of cost food to poor people. 158 community kitchens in the state are operated by such organisations and they have distributed food packets to 604463 people till date. They have distributed food packets to the 604990 needy people in 3145 mohallas to provide them one square meal. Uttar Pradesh is also on the first place in comparison with any other state of the country in operating such a large number of community kitchens and providing food to lakhs of people during covid period. People have also taken a sigh of relief because of the efforts of the government. Government has not let the hunger strike them during covid curfew. Government has also started community kitchen service for the attendants of the patients admitted in covid hospitals so that during treatment their relatives can get proper cooked food. Taking this step forward all municipal corporations of the state have also started community kitchens through which food is being provided to all needy persons in the mohallas and colonies in urban areas. After the appeal of Chief Minister Yogi Mayors, cooperators and employees of many municipal corporations are actively involved in this work.

Gauri Shankar, a resident of Varanasi, got housing under PM Awas Yojana (Urban)

FAST MOVING ON THE PATH OF DEVELOPMENT DURING COVID TIMES ALSO

INVESTOR'S CONFIDENCE

During covid times also investor's confidence remained intact in Uttar Pradesh. During this crisis period also the state received 96 investment proposals worth rupees 66000 crore. Out of these, the procedure of land allocation has been completed for investment proposals of 8 investors worth 16000 crore rupees.

DEDICATED HELP DESK

After directions of the Chief Minister, continuous communication is being maintained with investors and all possible encouragement and facilities as per the policies are being provided to them. The dedicated helpdesk established last year for the convenience of investors is being operated actively.

LOAN DISTRIBUTION DOUBLED

More than double the amount of loans were distributed compared to last year under one district one product financial assistance scheme. During this period loans worth 380 crore rupees were provided to artisans and entrepreneurs along with providing them the margin money of 94.60 crores.

100% PROGRESS

Working in a systematic manner, 10 days free training and free tool kits were made available to artisans and handicraft workers under ODOP training and tool kit scheme during lockdown which is hundred percent completion of the target of 16 thousand set during last fiscal year.

OXYGEN POLICY

To make the state independent in the field of industrial and medical oxygen Yogi Government has implemented Uttar Pradesh oxygen production promotion policy 2021. Because of the attractive provisions of the policy many reputed companies related to oxygen production have shown interest in setting up their plants in Uttar Pradesh.

COVID HELPDESK

More than 1,14000 covid help desks have been established in industrial units and institutes. More than 6700 beds are also established in 2719 covid care centres. Chief minister has directed that all established covid help desks and covid care centres must operate continuously.

MGNREGA EMPLOYMENT

Employment under MGNREGA scheme has increased during the second wave of covid. While only 249428 labourers were working in 17980 gram panchayats on 10th May, the number increased to 1408615 on 6 June. 448 crore rupees were paid as wages to labourers between 10th may and 6 June.

MY VILLAGE-CLEAN VILLAGE

The Yogi government launched a 10 days 'Mera Gaon, Corona Mukt Gaon' campaign in all revenue villages of the state from 9th June. Under the scheme soak pits and compost pits will be constructed for liquid and solid sewage management in every revenue village.

No 1 INSTITUTE OF HOTEL MANAGEMENT, CATERING & NUTRITION, PUSA, NEW DELHI

DISHING OUT THE BEST

GURUSPEAK

"Practical classes of cookery, bakery and housekeeping went digital"

–KAMAL KANT PANT
Principal, Institute of Hotel Management, Catering & Nutrition, Pusa, New Delhi

KITCHEN CONFIDENTIAL Kamal Kant Pant (in blue shirt) with the chefs at a jackfruit special class at IHM, Pusa

YASIR IQBAL

"The onset of the pandemic and the consequent suspension of classes in the third week of March 2020 was a shock. The trajectory of the pandemic in context of the institution's operations had to be assessed with the total lockdown that commenced the following week. The initial strategy was to cover the theoretical part of the curriculum by adapting the best available software. The digital divide among different generations of the faculty became apparent and the younger among them took it upon themselves to assist them, and soon the team of more than 25 faculty members adapted to the new normal. Classes started being streamed on Webex. Over time, we discovered more ways to add value to these classes, such as using forms, drives, virtual classrooms for dissemination of notes and distributing as well as their resultant grading. Practical classes of cookery, bakery, confectionery and housekeeping took to digital methods. Students either emulated the lessons being taught or revisited all lessons from the repository to develop their skill sets.

It was easier to conduct the examinations in the online mode for theoretical subjects—our question bank and everything else was in place. The entire exercise had to be gone through over again and we had to make MCQs for the students. Different companies were engaged while trying to provide a viable solution for conducting online examinations and one company, CoCubes, was shortlisted. They managed to provide a mechanism by which we could be vigilant about students taking the exams and any malpractice was avoided. The system clicked still pictures of the examinee every few seconds and if anything was not found in order, the invigilator had the right to provide feedback, and if the instance repeated more than thrice, the candidate was disqualified from the examination. The examinee could be surveilled upon real-time in video. For something as simple as napkin folds, it could be assessed online, but cooking, baking, table layouts and frilling were difficult. So, deliberation was conducted and a comprehensive viva examination was resorted to. About 15 to 20 minutes were spent on each student to assess depth and skills. Industrialists and examiners worked in tandem to accomplish this Herculean task and this system did justice to the objective of the examination." ■

(As told to Shelly Anand)

TOP 10 HOTEL MANAGEMENT COLLEGES

RANK 2021	RANK 2020	RANK 2019	RANK 2018	COLLEGE	CITY
1	1	1	1	INSTITUTE OF HOTEL MANAGEMENT, CATERING & NUTRITION, PUSA	New Delhi
2	2	2	2	WELCOMGROUP GRADUATE SCHOOL OF HOTEL ADMINISTRATION	Manipal
3	3	3	3	INSTITUTE OF HOTEL MANAGEMENT, CATERING TECHNOLOGY & APPLIED NUTRITION, MUMBAI	Mumbai
4	5	5	5	INSTITUTE OF HOTEL MANAGEMENT CATERING TECHNOLOGY & APPLIED NUTRITION, HYDERABAD	Hyderabad
5	7	7	7	INSTITUTE OF HOTEL MANAGEMENT, CATERING TECHNOLOGY & APPLIED NUTRITION, CHENNAI	Chennai
6	8	8	10	INSTITUTE OF HOTEL MANAGEMENT, CATERING TECHNOLOGY & APPLIED NUTRITION, LUCKNOW	Lucknow
7	6	6	6	BANARSIDAS CHANDIWALA INSTITUTE OF HOTEL MANAGEMENT & CATERING TECHNOLOGY	New Delhi
8	NP*	NP	NP	DR. AMBEDKAR INSTITUTE OF HOTEL MANAGEMENT CATERING & NUTRITION, CHANDIGARH	Chandigarh
9	9	9	9	ARMY INSTITUTE OF HOTEL MANAGEMENT & CATERING TECHNOLOGY	Bengaluru
10	10	10	NP	INSTITUTE OF HOTEL MANAGEMENT, CATERING TECHNOLOGY & APPLIED NUTRITION, KOLKATA	Kolkata

*NP: Not participated

STUDENTSPEAK

-SANKHANEEL DUTTA

Third year, BSc (Hotel & Hospitality Management), Institute of Hotel Management, Catering & Nutrition, Pusa, New Delhi

IHM Pusa is all about friends, faculty, peers, the experience of walking by the bakery's inviting smell, undergoing demanding kitchen schedules, welcoming guests in a way they can feel your smile, the afternoon theory sessions. All these experiences now seem so surreal. With the onset of the pandemic, when we all were confined to our homes, the very nature of college shifted. Learning per se hasn't been impacted. You still have to prepare and be at the top of your lessons, be responsive and engaged. The same stringent conditions of classroom delivery and evaluation exist, only in a virtual form. The vital difference is that those typical college experiences don't exist. It's very easy to sink into your comfort zones, so it's a challenge to follow a regimented routine.

The second is the shift in the onus of learning. In a lot of ways, we students have to drive our own learning curves. In college, the teacher guided your thinking and aided conceptual clarity. Today, with technology, there is an overload of information and it doesn't matter how much you know, what matters is knowing the right thing. So, students themselves need to take initiative. The other crucial difference between sitting in classes and virtual sessions is the fact that we can't practise under the direct guidance of the instructor. So, after practical classes, we need to emulate our learnings in our own homes with available resources. We are still fabricating the same vegetables and we know everything about the vegetable but doing it directly under the chef who shows you how to move the knife about helps that lesson adhere to your memory.

(As told to Shelly Anand)

10 EMERGING COLLEGES

Highest-scoring colleges among those set up in or after 2000

RANK 2021		
1	INSTITUTE OF HOTEL MANAGEMENT, CATERING & NUTRITION, PUSA	New Delhi
2	INSTITUTE OF HOTEL MANAGEMENT, CATERING TECHNOLOGY & APPLIED NUTRITION	Mumbai
3	INSTITUTE OF HOTEL MANAGEMENT CATERING TECHNOLOGY & APPLIED NUTRITION	Hyderabad
4	INSTITUTE OF HOTEL MANAGEMENT CATERING TECHNOLOGY & APPLIED NUTRITION	Chennai
5	BANARSIDAS CHANDIWALA INSTITUTE OF HOTEL MANAGEMENT & CATERING TECHNOLOGY	New Delhi
6	INSTITUTE OF HOTEL MANAGEMENT, CATERING TECHNOLOGY & APPLIED NUTRITION	Kolkata
7	AMITY SCHOOL OF HOSPITALITY	Noida
8	SCHOOL OF HOSPITALITY & TOURISM STUDIES, D.Y. PATIL UNIVERSITY	Navi Mumbai
9	INSTITUTE OF HOTEL MANAGEMENT, CATERING TECHNOLOGY & APPLIED NUTRITION	Dehradun
10	INSTITUTE OF HOTEL MANAGEMENT, CATERING TECHNOLOGY & APPLIED NUTRITION	Bhubaneswar

10 COLLEGES WITH BEST VALUE FOR MONEY

RANK	COLLEGE	CITY	RoI*
1	HINDUSTHAN COLLEGE OF ARTS & SCIENCE (AUTONOMOUS)	Coimbatore	2.22
2	UNIVERSITY INSTITUTE OF TOURISM & HOSPITALITY MANAGEMENT, CHANDIGARH UNIVERSITY	Mohali	2.00
3	CATERING SCIENCE & HOTEL MANAGEMENT DEPARTMENT, BISHOP APPASAMY COLLEGE OF ARTS & SCIENCE	Coimbatore	1.89
4	SRI RAMAKRISHNA COLLEGE OF ARTS & SCIENCE	Coimbatore	1.32
5	VELS INSTITUTE OF SCIENCE TECHNOLOGY & ADVANCED STUDIES (VISTAS)	Chennai	1.26
6	INSTITUTE OF HOTEL MANAGEMENT, CATERING & NUTRITION, PUSA	New Delhi	1.17
7	INSTITUTE OF HOTEL MANAGEMENT, CATERING TECHNOLOGY & APPLIED NUTRITION	Dehradun	1.08
8	DEPARTMENT OF HOTEL MANAGEMENT, CHRIST UNIVERSITY (DEEMED TO BE UNIVERSITY)	Bengaluru	1.03
9	BNG TOURISM & HOSPITALITY MANAGEMENT INSTITUTE	Kolkata	0.99
9	FACULTY OF HOSPITALITY & TOURISM MANAGEMENT, ICFAI UNIVERSITY SIKKIM	Gangtok	0.99

*RoI (return on investment) is calculated based on average annual salary/ total course fees (entire duration)

10 COLLEGES WITH LOWEST FEES

RANK	COLLEGE	CITY	COURSE FEES* (Entire duration) (₹)
1	HINDUSTHAN COLLEGE OF ARTS & SCIENCE (AUTONOMOUS)	Coimbatore	81,000
2	CATERING SCIENCE AND HOTEL MANAGEMENT DEPARTMENT, BISHOP APPASAMY COLLEGE OF ARTS & SCIENCE	Coimbatore	1,14,000
3	B.N.G. TOURISM & HOSPITALITY MANAGEMENT INSTITUTE	Kolkata	1,37,000
4	DR S.N.S. RAJALAKSHMI COLLEGE OF ARTS & SCIENCE (AUTONOMOUS)	Coimbatore	1,68,000
5	SRI RAMAKRISHNA COLLEGE OF ARTS & SCIENCE	Coimbatore	1,71,000
6	VELS INSTITUTE OF SCIENCE TECHNOLOGY AND ADVANCED STUDIES (VISTAS)	Chennai	2,11,800
7	UNIVERSITY INSTITUTE OF TOURISM & HOSPITALITY MANAGEMENT, CHANDIGARH UNIVERSITY	Mohali	2,40,000
8	FACULTY OF HOSPITALITY & TOURISM MANAGEMENT, ICFAI UNIVERSITY SIKKIM	Gangtok	2,79,000
9	CT INSTITUTE OF HOTEL MANAGEMENT	Jalandhar	2,79,390
10	INSTITUTE OF HOTEL MANAGEMENT & CATERING TECHNOLOGY	Trivandrum	2,85,050

*Course fee = Tuition fee + Other fees

Note: The list includes both government and private colleges

No. 2 WELCOMGROUP GRADUATE SCHOOL OF HOTEL ADMINISTRATION
MANIPAL

GURUSPEAK

"The pandemic has connected us with our stakeholders across the world in online initiatives"

–CHEF K. THIRUGNANASAMBANTHAM
Principal and Head of Institution, Welcomgroup Graduate School of Hotel Administration, Manipal

"The Covid-19 pandemic of 2020 necessitated the abrupt closure of the college, heavily disrupting the teaching-learning process. However, soon and delightfully, Welcomgroup Graduate School of Hotel Administration (WGSHA) adapted to e-platforms to impart lessons and engaged students in distance learning solutions to ensure continuity of education. Emergency remote teaching emerged in response to a crisis that paved the way towards the introduction of online teaching-learning at WGSHA. New initiatives toward technology adoption, course design, course delivery and evaluation methods supplemented content delivery and teaching, social and cognitive presence. These data points opened the door to implement a hybrid model of what to teach remotely and what should remain with F2F classes on campus. Necessary training in technology adoption in the areas of designing multimedia presentations, usage of whiteboard, chat rooms, videos, podcasts, online quizzes and assessment tools enriched the teachers in the seamless transition.

In the current scenario, students are expected to be proficient in all kinds of digital and online applications which would connect them with their guests. Training will be provided for students' competence in Facebook, Instagram live streaming of virtual activities, Vodcast, Podcast, webinars, and blogs. But the importance of knowledge and skills in food production, food & beverage service, front office, accommodation operations, and management studies will never go down as the industry lives by those skill sets to always satisfy the guests.

In fact, the pandemic has wonderfully connected us with our stakeholders across the world in online initiatives like webinars/ e-conferences/demos/ workshops by industry experts and alumni from the hospitality sector in areas like culinary, bakery and patisserie, digital marketing, F&B service, accommodation operations, nutrition, etc., for enhancing knowledge and upkeep with industry norms which have gained extremely positive responses from the parents as well as students.

Even during such restricted life during the pandemic, we have been able to host up to 130 online webinars by our alumni from across the world and industry partners of various brands and also conducted several other activities for our students." ■

(As told to Aravind Gowda)

STUDENTSPEAK

–LAVANYA R. RAJA
Final-year student, Hotel Management, Welcomgroup Graduate School of Hotel Administration, Manipal

"My experience at WGSHA is one I will cherish for a lifetime. The learning experiences on campus are irreplaceable. With state-of-the-art facilities, from well-equipped kitchens to applying our theoretical knowledge in hotel simulation software, I have received a holistic skillset. At WGSHA, I was able to put my practical skills to use through the various food festivals conducted by the students, where I got the opportunity to work as a team and interact with guests from around the campus and provide them with a good dining experience, a skill that will prepare me when I graduate and enter the industry. When the pandemic hit, we quickly switched to virtual learning. The faculty put in a lot of effort to make our online learning interesting to make up for the absence of physical classes. Virtual competitions were held to showcase our skills while staying safe at home. The pandemic allowed us to connect with industry experts and alumni through various webinars conducted by the institute and I was able to gain a lot of knowledge through their experiences in the field. Personally, I missed the campus life and physical classroom teaching, where I could interact with the faculty, participate in extra-curricular activities, create memories with my friends, and explore the beautiful campus of Manipal. Though the pandemic took away the last few months of my final year at WGSHA, I will always remember what our principal chef Thiru said: 'Learning never stops'."

(As told to Aravind Gowda)

No. 3 INSTITUTE OF HOTEL MANAGEMENT, CATERING TECHNOLOGY & APPLIED NUTRITION
MUMBAI

GURUSPEAK

"WE PUT FORTH VIDEOS OF PRACTICAL CLASSES ON YOUTUBE"

–NEELAM NADKAR
Principal In-charge, Institute of Hotel Management, Mumbai

"Since the lockdown in March 2020, there has been a very necessary change to the teaching pattern in IHM Mumbai. The major change is that everything has gone online, and the faculty of the institute adopted this means of teaching quite easily. We also used many teaching aids extensively such as the Zoom platform and Google Classroom for the theory and practical classes. At the same time, we also put forth the videos of practical classes on the college YouTube channel. Besides academics, we also conducted various webinars, poster-making competitions, slogan-making competitions online to lift the morale of the students." ■

(As told to Aditi Pai)

NEW ENTRANTS

Colleges that found place among the top 25 for the first time

RANK	COLLEGE	CITY
8	DR AMBEDKAR INSTITUTE OF HOTEL MANAGEMENT CATERING & NUTRITION	Chandigarh
13	INSTITUTE OF HOTEL MANAGEMENT & CATERING TECHNOLOGY	Trivandrum
14	INSTITUTE OF HOTEL MANAGEMENT, CATERING & NUTRITION	Shimla

No. 4 INSTITUTE OF HOTEL MANAGEMENT
HYDERABAD

GURUSPEAK

"OUR INHOUSE INCUBATION CENTRE HELPED STUDENTS SET UP THEIR OWN BUSINESS"

–SANJAY K. THAKUR
Principal, Institute of Hotel Management, Hyderabad

"When asked to close the campus on March 20, 2020 for 10 days, it came as a welcome break. As it continued for long, the challenges in making fresh admissions in the new academic year loomed large. We had to change our admissions strategy with an extensive reach out to junior colleges, corporate schools, Kendriya Vidyalayas via letters, e-mails, posters and even calling up principals of different schools on the phone. Our earlier rankings among best-performing institutions worked to our advantage. As a result, IHM Hyderabad had the best admissions so far in the history of its operation, and we opened our admissions with the student holding 37th rank in the all-India JEE.

Covid-19 is changing the pedagogy of education. We organised workshops focusing on public speaking, leadership qualities in faculty and how to effectively conduct online and virtual class video-making and on digital sales and marketing. The faculty honed their skills in using new digital technology. Faculty doing homework, foregoing their summer vacation, helped in beginning and completing the course through virtual classes ahead of time and revised the syllabus twice with the students. Revision classes helped those students living in remote areas and small towns facing internet connectivity issues as well as those students who could organise a laptop or smartphone later on. We also dispatched a mobile library of 13 reference books to all students by courier to help them with their studies. Faculty access to students was also made available every evening for four hours from 6 pm to facilitate them to make inquiries and seek clarifications. Our inhouse incubation centre helped students who graduated last year set up their own business. This was a very satisfying moment. With the continuous effort of our placement committee members, we are able to invite and could complete job interviews by 13 companies till date; more are in the pipeline. The Covid period has made us more techno-savvy, has given more flexibility and time for interaction and sharing of knowledge." ■

(As told to Amarnath Menon)

10 PRIVATE EMERGING COLLEGES

Highest-scoring private colleges among those which were set up after 2000

RANK	COLLEGE	CITY
1	BANARSIDAS CHANDIWALA INSTITUTE OF HOTEL MANAGEMENT & CATERING TECHNOLOGY	New Delhi
2	AMITY SCHOOL OF HOSPITALITY	Noida
3	SCHOOL OF HOSPITALITY & TOURISM STUDIES, D.Y. PATIL UNIVERSITY	Navi Mumbai
4	CHITKARA SCHOOL OF HOSPITALITY	Rajpura
5	INSTITUTE OF HOTEL MANAGEMENT AND CATERING TECHNOLOGY, BHARATI VIDYAPEETH (DEEMED TO BE UNIVERSITY)	Pune
6	UNIVERSITY INSTITUTE OF TOURISM AND HOSPITALITY MANAGEMENT, CHANDIGARH UNIVERSITY	Mohali
7	AMITY SCHOOL OF HOSPITALITY, AMITY UNIVERSITY, LUCKNOW	Lucknow
8	ALL INDIA SHRI SHIVAJI MEMORIAL SOCIETY'S COLLEGE OF HOTEL MANAGEMENT & CATERING TECHNOLOGY	Pune
9	FACULTY OF HOSPITALITY & TOURISM MANAGEMENT, ICFAI UNIVERSITY SIKKIM	Gangtok
10	ORIENTAL SCHOOL OF HOTEL MANAGEMENT	Wayanad

TOP 3 GAINERS

Colleges that made the biggest leaps since last year

COLLEGE	RANK 2021	RANK 2020	CITY
SCHOOL OF HOSPITALITY & TOURISM, GALGOTIAS UNIVERSITY	43	49	Greater Noida
ALL INDIA SHRI SHIVAJI MEMORIAL SOCIETY'S COLLEGE OF HOTEL MANAGEMENT & CATERING TECHNOLOGY	30	35	Pune
ORIENTAL SCHOOL OF HOTEL MANAGEMENT	33	36	Wayanad

No. 5 INSTITUTE OF HOTEL MANAGEMENT CATERING TECHNOLOGY & APPLIED NUTRITION
CHENNAI

GURUSPEAK

"We conducted many rounds of practice exams to make students exam-ready"

–D. VENKATESAN
Principal-in-charge, Institute of Hotel Management Catering Technology & Applied Nutrition, Chennai

"The institute was proactive in ensuring regular studies were at their best. We used the CISCO Webex platform to seamlessly connect students and faculty. Google Classrooms was used to share study material like PPTs, notes, videos, case studies, etc. A flawless time-table was designed to ensure regular classes. The faculty reached out to students in remote areas and for whom internet was an issue. Among the innovative teaching methods used were Crossover teaching (virtual), teaching through smart boards, blended learning, and flipped classrooms. Digital access to books, journals and study material was provided easy via open access platforms. Some paid access was also initiated depending on where necessary. The mode of examination was online. A mock exam was conducted to induct students and familiarise them with the process. Several rounds of practice exams were held. Online service provider CoCubes organised the online exam and monitored students during it." ■

(As told to Aravindan)

THE ART OF MINDING YOUR BUSINESS

GURUSPEAK

"This year saw the best placement season in our history"

– DR POONAM VERMA
Principal, Shaheed Sukhdev College of Business Studies, New Delhi

No. 1 SHAHEED SUKHDEV COLLEGE OF BUSINESS STUDIES
NEW DELHI

BEST PRACTICES
Dr Poonam Verma with her students

RAJWANT RAWAT

TOP 10 BBA COLLEGES

RANK 2021	RANK 2020	RANK 2019	RANK 2018	COLLEGE	CITY
1	1	2	NP*	SHAHEED SUKHDEV COLLEGE OF BUSINESS STUDIES	New Delhi
2	2	1	1	SVKM'S NMIMS ANIL SURENDRA MODI SCHOOL OF COMMERCE	Mumbai
3	3	4	4	LOYOLA COLLEGE (AUTONOMOUS)	Chennai
4	4	3	2	DEPARTMENT OF MANAGEMENT STUDIES, CHRIST UNIVERSITY (DEEMED TO BE UNIVERSITY)	Bengaluru
5	6	7	7	AMITY SCHOOL OF BUSINESS NOIDA	Noida
6	5	5	NP	MADRAS CHRISTIAN COLLEGE (AUTONOMOUS)	Chennai
7	7	8	5	MOUNT CARMEL COLLEGE (AUTONOMOUS)	Bengaluru
8	8	6	3	PRESIDENCY COLLEGE	Bengaluru
9	10	10	9	DEPARTMENT OF MANAGEMENT, J.D. BIRLA INSTITUTE	Kolkata
10	9	12	8	SYMBIOSIS INSTITUTE OF COMPUTER STUDIES & RESEARCH	Pune

*NP: Not participated

"The year gone by felt like many years in one. This past year will always be remembered as an unprecedented year for our planet. It forced us to take a detour from our usual norms and move to an entirely different path. Prior to the pandemic, we had primarily been following the conventional format of classroom teaching. However, we did use the blended teaching model from time to time. We quickly responded and adapted to the change from classroom to learning through online teaching. Participating in workshops and training sessions enabled us to better adapt to online teaching. We understood that student engagement online can be challenging as concentration, group tasks, peer-learning suffer in online teaching. Innovative pedagogy like a flipped classroom approach and techniques such as group

tasks, class discussions, quizzes and assignments were adopted to promote peer group learning and classroom engagement. The institution took upon itself the task of workshops and training sessions for teachers to enable them to adapt better to online teaching. The college technical staff provided assistance in this. We also offered teachers and students infrastructural support such as laptops to ensure that lack of infrastructure does not become an impediment to the learning process. The teachers used a variety of platforms, such as Zoom, Google Meet, Microsoft Teams and Moodle, to engage with students. In the early phase of the pandemic, regular discussions were held among the faculty to discuss and learn from each other's experience in online teaching. Since all students do not have access to reliable internet connectivity, recordings of lectures were shared with the students. Students were encouraged to take courses on Coursera for free online certificate programmes. Financially vulnerable students were supported through monetary assistance and access to laptops and library remote online access. With the sudden lockdown, there were initial obstacles in onboarding companies for placements and internships. However, our statistics showed an increment and did not report a decline in spite of the hiring freeze. We took this as an opportunity to inculcate and hone the professional skills of our students. And it paid off, we got 185-plus offers and saw the best placement season in our history." ■

(As told to Shweta Punj)

> **"The institution took upon itself the task of workshops and training sessions for teachers to enable them to adapt better to online teaching"**

TOP 10 COLLEGES WITH BEST VALUE FOR MONEY

RANK	COLLEGE	CITY	RoI*
1	PSGR KRISHNAMMAL COLLEGE FOR WOMEN	Coimbatore	49.17
2	ANDHRA LOYOLA COLLEGE (AUTONOMOUS)	Vijayawada	25.00
3	SHAHEED SUKHDEV COLLEGE OF BUSINESS STUDIES	New Delhi	20.80
4	KESHAV MAHAVIDYALAYA	New Delhi	12.36
5	GOBI ARTS & SCIENCE COLLEGE (AUTONOMOUS)	Erode	9.53
6	V.O. CHIDAMBARAM COLLEGE	Thoothukudi	9.47
7	KISHINCHAND CHELLARAM COLLEGE	Mumbai	9.43
8	S.S. JAIN SUBODH PG (AUTONOMOUS) COLLEGE	Jaipur	8.55
9	BHARATIYA VIDYA BHAVAN'S M.M. COLLEGE OF ARTS, N.M. INSTITUTE OF SCIENCE & H.R.J. COLLEGE OF COMMERCE	Mumbai	5.44
10	CAUVERY COLLEGE	Gonikoppal	5.24

*RoI (return on investment) is calculated based on average annual salary/ total course fees (entire duration)

TOP 10 COLLEGES WITH LOWEST FEES

RANK	COLLEGE	CITY	COURSE FEES* FOR ENTIRE DURATION (₹)
1	PSGR KRISHNAMMAL COLLEGE FOR WOMEN	Coimbatore	6,000
2	ANDHRA LOYOLA COLLEGE (AUTONOMOUS)	Vijayawada	10,000
3	GOBI ARTS & SCIENCE COLLEGE (AUTONOMOUS)	Erode	12,596
4	V.O. CHIDAMBARAM COLLEGE	Thoothukudi	15,213
5	SHAHEED SUKHDEV COLLEGE OF BUSINESS STUDIES	New Delhi	34,065
6	CAUVERY COLLEGE	Virajpet	38,160
7	CAUVERY COLLEGE	Gonikoppal	38,160
8	THIAGARAJAR COLLEGE	Madurai	44,392
9	KESHAV MAHAVIDYALAYA	New Delhi	44,508
10	THANTHAI HANS ROEVER COLLEGE (AUTONOMOUS)	Perambalur, TN	48,000

*Course fee = Tuition fee + Other fees
Note: The list includes both government and private colleges

RAJWANT RAWAT

STUDENTSPEAK

ABHI BANSAL
3rd-year, BBA student specialising in finance, Shaheed Sukhdev College of Business Studies, New Delhi

"Online and offline experiences are very different. From a learning perspective, there was a lot of effort to incorporate current case studies. Our faculty members gave us real-life case studies and projects that became part of internal assessments. We had open-book examinations, and the papers were designed to reflect the way we had been taught the entire year. We even had debates in an online mode. I would prefer a hybrid model going forward because then we get the benefits of both. There is flexibility that comes with an online model, but one misses the classroom interactions and campus life. The college had floated a survey to understand the online learning requirements of students."

(As told to Shweta Punj)

No. 2 NMIMS, ANIL SURENDRA MODI SCHOOL OF COMMERCE
MUMBAI

GURUSPEAK

"Despite the lockdown, more than 40 companies gave job offers to students"

-SANGITA KHER, Dean, NMIMS, Anil Surendra Modi School of Commerce, Mumbai

"When the lockdown was announced, the last one month of teaching and term-end examinations were pending. We immediately started the lectures online, using Zoom and Teams licensed version software, to complete the remaining curriculum. Exams were conducted through various modes using the NMIMS student portal, Google Forms, and viva was conducted using Zoom and Teams. In spite of the lockdown, no compromise was made on the curriculum delivery, innovation in pedagogy, and sanctity of internal evaluations and external examinations were maintained. With the lockdown extended in the academic year, we realised this will be a long-drawn process. We didn't delay the semester, since it affects our final-year students who want to go abroad. So, the lectures started on July 1, 2020, on Zoom and MS Teams. The learning was in hybrid mode, synchronous and asynchronous. The faculty made the classes highly interactive and interesting by using videos, graphic PPTs, breakout rooms, role play and simulation techniques. Internal assessments were done throughout the semester to assess learning outcomes. Students were evaluated through MCQs, quizzes, online tests, assignments and projects. Statistical tools like SAS and SPSS added value for the students in learning concepts. The final examinations were conducted by using METTL platform and Google Forms. During the examination, students were proctored through AI and human proctoring. The entire academic year's activities were conducted online and along with the curriculum, we conducted multiple other activities such as webinars to help students choose the specialisation in their final year and extracurricular activities. Despite the lockdown, placement activities were in full swing and more than 40 companies gave job offers to students. More than 90 per cent of the second year students are also doing internships." ■

(As told to Aditi Pai)

AJAY KUMAR GARG ENGINEERING COLLEGE, GHAZIABAD
AKGEC
Affiliated to Dr A.P.J. Abdul Kalam Technical University (AKTU), Lucknow
Accredited by NBA for 5 Engineering branches
Be part of the unmatched record breaking performances in the College that enables students to realize their full potential

B.Tech.
• CSE • CS
• CSE (AI&ML)
• CSE (Data Science)
• IT • CS&IT • CE
• EC • EN • ME
M.Tech.
• CSE • EN
• ECE • ME
MCA
Master of Computer Applications
MBA
(AKGIM - Code : 820)
• Marketing • Finance
• HR • International Business

Excellent Academic Results, Placements & Infrastructure makes AKGEC the right choice for you

MILESTONES
- Recipient of Academic Excellence Trophy for Best Engineering College in UPTU for two successive years from H.E., The Governor of U.P.
- The only Institution in U.P. to have received approval from DST, Govt. of India, for establishment of Centre of Relevance and Excellence (CORE) in the field of Industrial Automation & Robotics
- Skill Development Centre established in partnership with National Skill Development Corporation (NSDC)
- Best LabVIEW Academy in India Award 2016 by National Instruments
- Best Robolab Setup Award 2020 by All India Council for Robotics & Automation (AICRA)
- Best Industry Institute Association Award by Royal Academy of Engineering, U.K.
- Accreditation of Measurement and Metrology Centre by National Accreditation Board for Testing and Calibration Laboratories (NABL)

INNOVATIVE PROJECTS BY STUDENTS
- First Prize in World Robot Olympiad, India Competition
- Student Project Automated Inventory Management System declared Winner of Mitsubishi Electric Gold Cup
- Student Project Win Switch awarded amongst best three projects by US-India Startup Forum along with other two projects from alumni of IIT Kanpur & IIM Ahmedabad
- Best Student Project Award by Fluid Power Society of India at IISc, Bangalore
- Winner of Inspiration Award in Smart India Hackathon organized by Ministry of HRD & AICTE
- Five students awarded as University Innovation Fellows by H.P. Institute of Design, Stanford University, USA
- Student Project Smart Agriculturist Support System awarded second prize in NIYANTRA-2017
- Student Project Waste Segregation Model declared Winner of AKTU State Technical, Literary & Management Fest 2019-20

UNMATCHED AND UNBEATABLE RECORDS BY STUDENTS
- AKTU Chancellor's Medal for securing maximum marks across the branches bagged by AKGEC students for five consecutive years 2015-16, 2016-17, 2017-18, 2018-19 and 2019-20
- Alumnus Neeraj Srivastava, 2009 B.Tech graduate from ECE stream, has been awarded the Distinguished Alumnus Award by AKTU. This is the first time that the University has instituted the award in 2021
- Consistent excellent results with large number of its students appearing in AKTU merit lists every year
- 95% B.Tech and 98% MCA students graduated with first Division / Distinction in 2020
- Students selected in IITs, IISc Bangalore, NITs, IIMs, IMT, XLRI and many other eminent institutions in India and abroad
- More than 900 placements (2019-20) in good companies like Infosys, Wipro, TCS, IBM India, Amazon, Capgemini, Cognizant, HCL, HSBC Software Development (India) Pvt. Ltd., BYJU'S, DLT Labs, MAQ Software, Motherson Sumi Infotech & Design Systems, Newgen Software, OPPO Mobiles India, and many more
- 233 students of AKGEC amongst 1900 CLAD certified and 18 students amongst 241 CLD certified professionals in the whole country

No. 3 LOYOLA COLLEGE
CHENNAI

GURUSPEAK

"Teachers had to change teaching practices but were emotionally available to students"

–PROF. JOY SAMUEL DHANRAJ
Head of the department, MBA, Loyola College, Chennai

"We engage continuously in developing strategies to improve teaching and learning processes. The faculty had to consider many factors, including their own access to technology and understanding students' access to technology platforms. They have adapted their teaching practices accordingly, while remaining emotionally available to students throughout the process. The department maintained a high level of integrity in organising online proctered continuous evaluation of students. It wasn't easy, the faculty had to deal with challenges such as navigating different technologies and what they could offer, ensuring its suitability for their subject matter, and meeting the learning needs and socio-emotional needs of students. First, the faculty demonstrated their commitment to using multiple resources to ensure learning continued despite the disruptions caused by Covid-19. Secondly, the faculty relied on collaboration with colleagues to develop support systems while navigating the new ways of online teaching and developing technical know-how. Support from colleagues in similar situations was essential in developing online teaching skills. Finally, the faculty created the right atmosphere to support and encourage all stakeholders in the learning process." ■

(As told to R. Gireeshvaran)

TOP 10 EMERGING COLLEGES ↓

Highest-scoring colleges among those set up in or after 2000

RANK IN 2021	COLLEGE	CITY
1	SVKM'S NMIMS ANIL SURENDRA MODI SCHOOL OF COMMERCE	Mumbai
2	LOYOLA COLLEGE (AUTONOMOUS)	Chennai
3	AMITY SCHOOL OF BUSINESS NOIDA	Noida
4	MADRAS CHRISTIAN COLLEGE (AUTONOMOUS)	Chennai
5	PRESIDENCY COLLEGE	Bengaluru
6	DEPARTMENT OF MANAGEMENT, J.D. BIRLA INSTITUTE	Kolkata
7	SYMBIOSIS INSTITUTE OF COMPUTER STUDIES & RESEARCH	Pune
8	MAHARAJA SURAJMAL INSTITUTE	New Delhi
9	KESHAV MAHAVIDYALAYA	New Delhi
10	SRM INSTITUTE OF SCIENCE & TECHNOLOGY	Chengalpattu

TOP 3 GAINERS ↓

Colleges that made the biggest leaps since last year

RANK	COLLEGE	CITY	RANK IN 2021	RANK IN 2020
1	SCHOOL OF BUSINESS, GALGOTIAS UNIVERSITY	Greater Noida	73	82
2	SCHOOL OF MANAGEMENT STUDIES, REVA UNIVERSITY	Bengaluru	83	92
3	UNIVERSITY SCHOOL OF BUSINESS, CHANDIGARH UNIVERSITY	Mohali	51	59

NEW ENTRANTS ↓

Colleges that found place among top 25 for the first time

RANK IN 2021	COLLEGE
12	KESHAV MAHAVIDYALAYA, New Delhi
20	JAGANNATH INTL MANAGEMENT SCHOOL, VASANT KUNJ New Delhi
22	SCHOOL OF BUSINESS, UNIVERSITY OF PETROLEUM & ENERGY STUDIES Dehradun

No. 5 AMITY SCHOOL OF BUSINESS
AMITY UNIVERSITY, NOIDA

GURUSPEAK

"Instead of just lectures, we had students debate with faculty as moderators"

–PROF. J.K. SHARMA
Acting head, Amity School of Business, Amity University, Noida

YASIR IQBAL

"As the Covid-19 pandemic unfolded in March 2020, Amity University adopted alternative methods and technologies almost overnight to ensure that students did not suffer. At the Amity School of Business (ASB), we made a huge shift in the pedagogical structure and adopted new models for effective teaching and learning. We adopted a blended learning approach with e-content on specific topics comprising pre-recorded videos by the course faculty and PowerPoint slides on subject topics as per the sessions plan. This way students could go through the content before coming to online sessions. The reference e-content such as research articles, white papers, reports from research organisations, newspaper articles and content from books were also shared with students. Instead of simple lectures, students were involved in debates on the related content with faculty as a moderator. The classroom sessions were recorded and archived on MS Stream and links of every session were shared on Amizone, the intranet portal of Amity University. The videos could be viewed at any time by the students, which helped in their exam preparations too. The responses of the students were recorded through quizzes and other deliberations to assess their understanding of topics. Any difficulties were resolved then and there or in proceeding sessions, resulting in better learning for the students." ■

(As told to Shelly Anand)

SIDDAGANGA INSTITUTE OF TECHNOLOGY
Estd. : 1963
An Autonomous Institution Affiliated to VTU, Belagavi, Approved by AICTE, New Delhi
TUMAKURU - 572 103, Karnataka, India.
Ph. : +91-816-2282696, 2282695, 2282588
Web. : www.sit.ac.in

Dr. Sree Sivakumara Swamiji
Founder
Sree Siddaganga Education Society

Sree Siddalinga Swamiji
President
Sree Siddaganga Education Society

Special Features of Autonomy
- Research Component at UG Level
- Mandatory Industrial Training
- Industry Oriented Curriculum

Support to Innovation
- New Age Incubation Centre in ICT
- MSME Business Incubator
- Siddaganga Technology Business Incubator (12 Start-ups functioning)
- Selected for setting up AICTE-IDEA LAB

NBA A Grade for UG 3 years for PG | NAAC A+ Grade | ISO 9001:2015 Certified

nirf In top 100 institutions fifth time in a row

Diamond College Rating By I-GAUGE

12 B.E. Programmes | B.Arch. Programme | 10 M.Tech. Programmes
MCA & MBA Programmes | 15 Research Centres

Faculty Strength : 300 Doctorates : 150
Alumni : 34000 (Spread across 24 Countries)
Hostels 4 Blocks for Boys & 2 Blocks for Girls Total Capacity : 2100
Internet Facility : 400 Mbps Leased Line; Wi-Fi Campus
50 acres of sprawling lush green campus
Sports Facilities Stadium with 4000 Seating Capacity, Multi Gym for Boys & Girls

Campus Placements since 10 years : 10500+
2020 Batch : 775 placements
2021 Batch : 733* placements (still in progress)
No. of Companies visits every year : 140+
Premium Salary Rs. 21.00 Lakhs
50 Students got Salary Rs. 10.00 Lakhs and more

Our Recruiters
Microsoft, Cisco, Shell, Accenture, Target, Oracle, MIQ, Amazon, Samsung, SAP, GE, Visa, Sony, Sabre, DELL, Atkins, Alstom, Siemens, Nokia, IBM, Infosys, tcs, Cipla, SLK

SANDESH RAVIKUMAR

STEPPING STONES
Dr Fr Abraham Vettiyankal Mani, Vice Chancellor, with the students at Christ

TOP 10 BCA COLLEGES

RANK 2021	RANK 2020	RANK 2019	RANK 2018	COLLEGE	CITY
1	1	2	2	DEPARTMENT OF COMPUTER SCIENCE, CHRIST (DEEMED TO BE UNIVERSITY)	Bengaluru
2	2	1	1	SYMBIOSIS INSTITUTE OF COMPUTER STUDIES & RESEARCH	Pune
3	3	3	3	LOYOLA COLLEGE (AUTONOMOUS)	Chennai
4	4	6	5	KRISTU JAYANTI COLLEGE	Bengaluru
5	5	8	7	ST JOSEPH'S COLLEGE (AUTONOMOUS)	Bengaluru
6	7	5	4	AMITY INSTITUTE OF INFORMATION TECHNOLOGY	Noida
7	8	7	6	WOMEN'S CHRISTIAN COLLEGE	Chennai
8	6	4	8	STELLA MARIS COLLEGE (AUTONOMOUS)	Chennai
9	9	9	NP*	MADRAS CHRISTIAN COLLEGE (AUTONOMOUS)	Chennai
10	15	16	14	MAHARAJA SURAJMAL INSTITUTE	New Delhi

*NP: Not participated

No. 1 DEPARTMENT OF COMPUTER SCIENCE, CHRIST (DEEMED TO BE UNIVERSITY), BENGALURU

PROGRAMMED TO EXCEL

GURUSPEAK

"Synchronous and asynchronous teaching modes helped us conduct the semester"

–ASHOK IMMANUEL V.
Associate Professor, Department of Computer Science, Christ (Deemed to be University), Bengaluru

"When the pandemic led to the closure of colleges for the 2020-21 academic year, firstly, our IT department trained our faculty in using platforms such as Webex, Google Meet and Microsoft Teams. We gave teachers freedom to choose whichever platform they were comfortable with. While Webex is preferred for the classroom, we depend highly on Google Meet for interviews. For students, we adopted synchronous and asynchronous modes of teaching. Since students cannot be glued to the system for very long, we introduced asynchronous mode where a lot of reading material was transferred to them to study by themselves. This was followed by a summary hour for discussions. We had 75 per cent theory classes and almost 25 per cent were in asynchronous mode.

Even though we had artificial intelligence and human proctoring, to eliminate dissatisfaction, we introduced the viva component, which we don't usually have in the semester pattern. For this, we reduced the time for the writing component. We have been constantly deliberating on how we can evolve. We just finished a faculty development programme (FDP) where the focus was on mindfulness.

As of date, whatever we have done for the past academic year still holds good and we are trying to see whether a little more continuous internal assessment (CIA) by holding class tests every month across papers would help to strengthen the evaluation process. Since there is no end-semester exam, the cumulative of all these CIA marks put together will be their grade. This year, we have come up with lots of programmes specifically to keep the wellness of the minds of students as well as the teachers." ■

(As told to Aravind Gowda)

No. 2 SYMBIOSIS INSTITUTE OF COMPUTER STUDIES & RESEARCH
PUNE

GURUSPEAK

"WE HAVE BEEN EVALUATING STUDENTS USING VARIOUS ONLINE TOOLS"

–DR JATINDER KUMAR SAINI
Director, Symbiosis Institute of Computer Studies & Research, Pune

"SICSR's adaptation to online teaching-learning processes was quick and more of a natural transition. For the past 36 years, we have pioneered techno-management studies and have long been using IT aids. To better equip our faculty, we arranged for a large number of additional training sessions in online teaching-learning, which were conducted by most reputed experts from India and abroad. Even with the new normal, we continued the smooth conduct of academics using the blended mode comprising synchronous and asynchronous interactions with students.

We have a good number of international students in various programmes. While the synchronous mode helped in real-time discussions and retaining pat-on-the-back environment virtually, the asynchronous mode helped us manage timeline differences with students in various parts of the world. Depending on the nature of the course, instructional strategies like flipped classroom were also deployed. We successfully completed the Collaborative Online International Learning (COIL)-based Virtual International Collaboration (VIC) with an almost 80-year-old prestigious public university in North America. We have been evaluating students continuously throughout the semester using various online tools. The final evaluation was also done in a virtual environment and in such a way that students had the opportunity to write, perform, explain and express." ■

(As told to Aditi Pai)

10 EMERGING COLLEGES
Highest-scoring colleges among those set up in or after 2010 ↓

RANK 2021	
1	SCHOOL OF COMPUTER SCIENCE & IT, JAIN (DEEMED-TO-BE UNIVERSITY), Bengaluru
2	MOUNT CARMEL COLLEGE (AUTONOMOUS), Bengaluru
3	MIT ARTS, COMMERCE & SCIENCE COLLEGE, Alandi, Pune
4	ST MIRA'S COLLEGE FOR GIRLS, Pune
5	CHANDERPRABHU JAIN COLLEGE OF HIGHER STUDIES & SCHOOL OF LAW, New Delhi
6	UNIVERSITY INSTITUTE OF COMPUTING, CHANDIGARH UNIVERSITY, Mohali
7	PARUL INSTITUTE OF COMPUTER APPLICATION, Vadodara
8	DAYANANDA SAGAR BUSINESS ACADEMY, Bengaluru
9	SCHOOL OF COMPUTING SCIENCE & ENGINEERING, GALGOTIAS UNIVERSITY, Greater Noida
10	JIMS ENGINEERING MANAGEMENT TECHNICAL CAMPUS (JEMTEC), Greater Noida

(Note: Since BCA courses began after 2000, this list uses 2010 as the base year)

10 COLLEGES WITH BEST VALUE FOR MONEY ↓

RANK	COLLEGE	CITY	RoI*
1	LAL BAHADUR SHASTRI PG COLLEGE	Jaipur	7.84
2	S.S. JAIN SUBODH PG (AUTONOMOUS) COLLEGE	Jaipur	7.15
3	NALLAMUTHU GOUNDER MAHALINGAM COLLEGE	Coimbatore	6.97
4	SACRED HEART COLLEGE (AUTONOMOUS)	Tirupattur	6.37
5	GOBI ARTS & SCIENCE COLLEGE (AUTONOMOUS)	Erode	6.27
6	CAUVERY COLLEGE	Gonikoppal	5.24
7	CAREER COLLEGE	Bhopal	4.24
8	SARDAR PATEL MAHAVIDYALAYA	Chandrapur	3.86
9	WOMEN'S CHRISTIAN COLLEGE	Chennai	3.59
10	ST XAVIER'S COLLEGE (AUTONOMOUS)	Ahmedabad	3.47

*RoI (return on investment) is calculated based on average annual salary/ total course fees (entire duration)

10 COLLEGES WITH LOWEST FEES ↓

RANK	COLLEGE	CITY	COURSE FEE* (Entire duration) (₹)
1	GOBI ARTS & SCIENCE COLLEGE (AUTONOMOUS)	Erode	19,350
2	NALLAMUTHU GOUNDER MAHALINGAM COLLEGE	Coimbatore	33,000
3	CAUVERY COLLEGE	Gonikoppal	38,160
4	SACRED HEART COLLEGE (AUTONOMOUS)	Tirupattur	59,066
5	SARDAR PATEL MAHAVIDYALAYA	Chandrapur	64,791
6	ICS COLLEGE OF ARTS, COMMERCE & SCIENCE KHED	Ratnagiri	68,000
7	LAL BAHADUR SHASTRI PG COLLEGE	Jaipur	68,850
8	THANTHAI HANS ROEVER COLLEGE (AUTONOMOUS)	Perambalur	72,000
9	SRI DHARMASTHALA MANJUNATHESHWARA COLLEGE (AUTONOMOUS)	Ujire	74,390
10	CAREER COLLEGE	Bhopal	75,000

*Course fee = Tuition fee + Other fees
Note: The list includes both government and private colleges

No. 3 LOYOLA COLLEGE
CHENNAI



JAISON G

GURUSPEAK

"Students were given personal mentoring to cope with pandemic stress"

–DR BHARATHIDASAN
HoD, BCA, Loyola College, Chennai

"To curb eye strain and encourage self-learning, we adopted blended teaching with three hours of Synchronous Virtual Classes (online contact hours) and two hours of Asynchronous Virtual Classes (non-contact hours). Students were given audio lectures they could listen to in their free time. To improve attention and curiosity, programming languages like Java were gamified. Online code-editing apps that can be used on smartphones helped teach programming languages practically. Remote Access Tools were used to access readily available software and add-ons on computers in college labs. Advanced learners were encouraged to develop inhouse projects like LLMS, iLog and Digital Library. Online polls surveys and quizzes during class hours inculcated participative learning. Students were given academic and personal mentoring to combat stress." ■

(As told to R. Gireeshvaran)

STUDENTSPEAK

A. DANUSH

Final-year, BCA, Loyola College, Chennai



"The pandemic made my learning experience flexible. Instead of sitting long hours, we were able to listen to classes when needed; self-learning too was promoted. Though I missed friends and club activities, there was no travel involved—earlier, I'd travel two hours each way. This gave me time to prepare for job interviews and my friends time to prepare for higher studies. Much as I missed the physical aspect of the campus, a combination of physical and online classes in the future would be great."

(As told to R. Gireeshvaran)

TOP 3 GAINERS

Colleges that made the biggest leaps since last year

COLLEGE	CITY	RANK 2021	RANK 2020
HINDUSTAN COLLEGE OF ARTS & SCIENCE	Chennai	71	81
CHITKARA UNIVERSITY INSTITUTE OF ENGINEERING & TECHNOLOGY	Patiala	46	55
UNIVERSITY INSTITUTE OF COMPUTING, CHANDIGARH UNIVERSITY	Mohali	43	50

NEW ENTRANTS

Colleges that found place among the top 25 for the first time

RANK	COLLEGE	CITY
11	AIM & ACT, DEPARTMENT OF COMPUTER SCIENCE, BANASTHALI VIDYAPITH	Banasthali Vidyapith
13	SCHOOL OF COMPUTER SCIENCE & IT, JAIN (DEEMED TO BE UNIVERSITY)	Bengaluru

No. 5 ST JOSEPH'S COLLEGE (AUTONOMOUS) BENGALURU

GURUSPEAK

"We are planning to introduce online courses that anybody can access anytime, anywhere"

–FR DR. DENZIL LOBO SJ

Dean, Institute of Information Technology, St Joseph's College (Autonomous), Bengaluru

"The management and faculty have been reflecting on what the new normal will be and how we can adapt teaching-learning in the years to come. We plan to introduce online certificate and diploma courses which anybody can access anytime and anywhere. During regular lecture hours, discussions will follow on the topics they have studied online. Such an approach will help students to really learn and not just memorise for the examinations. The whole approach will be more towards learning than appearing for exams and getting good grades. The management has also been interacting with universities abroad.

Eventually, students will be able to earn international certification from some renowned educational institutions through academic collaboration. Students will also do courses by Coursera, Edx and other learning platforms and get credits on submitting certificates." ■

(As told to Aravind Gowda)

BHARATI VIDYAPEETH
(Deemed to be University)
NEW LAW COLLEGE, PUNE INDIA
Re-accredited with 'A+' Grade by NAAC
'Category-I' Status by UGC
Ranked 63rd by NIRF
DR. PATANGRAO KADAM | FOUNDER, BHARATI VIDYAPEETH

COURSES OFFERED:
BB.A LL.B 5 YEAR
BA.LL.B 5 YEAR
LL.B 3 YEAR
LL.M 2 YEAR
Ph.D IN LAW
DIPLOMA PROGRAMMES

LAW IS THE KING OF KINGS

APPLY NOW
Tel No: (020) 25444616, 25455854
Email: newlawcollege@yahoo.co.in

Distinct Features of NLC

Gladiator: Model of Teaching
Social Justice: Signature tune of the College
International Recognition: by Law Society of England & Wales, UK
Ranking: Consistently Ranked Amongst Best Law Schools in India
Best Legal Aid Centre Award 2020
International Placements & Internships: at Multi-National Companies/Law firms/Commissions abroad
Knowledge Partnerships: Teaching by International Academicians/ Retired Judges from Supreme Court and High Courts
World Class Infrastructure: Seven Storied College building with modern amenities equipped with ICT facilities

HON'BLE PROF. DR. SHIVAJIRAO KADAM
CHANCELLLOR
HON'BLE PROF. DR. M.M. SALUNKHE
VICE CHANCELLLOR
HON'BLE DR. VISHWAJEET KADAM
PRO VICE CHANCELLLOR & SECRETARY, BHARATI VIDYAPEETH
DR. UJWALA BENDALE
DEAN & I/C PRINCIPAL
SHRI. G. JAYAKUMAR
REGISTRAR

FOR MORE DETAILS, PLEASE VISIT: WWW.BVPNLCPUNE.ORG

No. 1 TATA INSTITUTE OF SOCIAL SCIENCES, MUMBAI

SERVICE MOTIVE

GURUSPEAK

"We shipped around 60 laptops to students in remote areas"

–SHUBHADA MAITRA
Dean, School of Social Work, Tata Institute of Social Sciences, Mumbai

ALL TOGETHER
A pre-pandemic class at TISS Mumbai

MILIND SHELTE

"To make the switch to online teaching last year, our institution developed TISSOL, an inhouse online learning platform. By June, we were using it to transact the curriculum. We posted notes, course content, assignments and started discussion forums. We ensured the rigour of the programme was maintained despite students submitting the assignments from home. Not all assignments were written. There were mock quizzes, multiple question tests, case studies and group presentations to grade students. We didn't presume that students would have access to internet given that almost half our student population is from the underprivileged section. Many face electricity issues, vagaries of weather and don't have access to smart phones, data packs and laptops. We were very concerned about getting every last student on board in the online teaching-learning process. The Office of Students Affairs raised resources and an organisation donated laptops. We shipped close to 60 laptops to students in remote areas. A few were reimbursed for internet data packs. Some students moved out of their hometown to stay with a relative in a place where there was digital access. They needed money for subsistence. TISS distributed Rs 65,000 across 13 most needy students to help them cope with financial difficulties and complete the programme. Often, the atmosphere at home is not conducive for learning, particularly for female students. If a woman is at home, she is expected to work in the field or do household work. Some students opted to defer their admission—earlier, only students who had completed the first semester were allowed to do so. We relaxed that requirement and allowed a few to keep their admission and join afresh in the next batch. The admission test was also modified with on-campus essays and group discussions removed and entrants selected on the basis of TISSNET marks and online personal interviews." ■

(As told to Suhani Singh)

TOP 10 SOCIAL WORK COLLEGES

RANK 2021	RANK 2020	RANK 2019	RANK 2018	COLLEGE	CITY
1	1	1	1	TATA INSTITUTE OF SOCIAL SCIENCES (TISS)	Mumbai
2	2	3	3	RAJAGIRI COLLEGE OF SOCIAL SCIENCES (AUTONOMOUS)	Kochi
3	3	2	2	DEPARTMENT OF SOCIAL WORK, DELHI SCHOOL OF SOCIAL WORK, UNIVERSITY OF DELHI	New Delhi
4	4	4	4	MADRAS SCHOOL OF SOCIAL WORK	Chennai
5	NP*	NP	NP	COLLEGE OF SOCIAL WORK (AUTONOMOUS), NIRMALA NIKETAN	Mumbai
6	6	7	6	DEPARTMENT OF SOCIAL WORK, CHRIST (DEEMED TO BE UNIVERSITY)	Bengaluru
7	5	5	5	LOYOLA COLLEGE OF SOCIAL SCIENCES	Thiruvananthapuram
8	7	8	8	DEPARTMENT OF SOCIAL WORK, MADRAS CHRISTIAN COLLEGE	Chennai
9	8	10	11	DEPARTMENT OF SOCIAL WORK, LOYOLA COLLEGE (AUTONOMOUS)	Chennai
10	NP	NP	9	FACULTY OF SOCIAL WORK, MAHARAJA SAYAJIRAO UNIVERSITY OF BARODA	Vadodara

*NP: Not Participated
Note: The rankings are for Master's in Social Work

"A major source of relief was the field work we had in the second semester"

SUMAN SOURAV
First-year MA, TISS School of Social Work's Livelihoods and Social Entrepreneurship course, Mumbai

"The past 14 months have taught me the importance of experiential learning"

ANGHPU DORJEE SHERPA
Second-year MSW student, TISS Mumbai

No. 2 RAJAGIRI COLLEGE OF SOCIAL SCIENCES (AUTONOMOUS)
KOCHI

GURUSPEAK

"We procured simulations from Harvard Business School Press"

DR BINOY JOSEPH
Principal, Rajagiri College of Social Sciences, Kalamassery, Kochi

ASHISH VINCENT

"In academic year 2020-21, we fully transformed our teaching systems to digital class rooms. It was a challenge to provide an immersive learning experience. Our priorities were providing conceptual clarity, experiential engagement, corporate/ civic engagement competency and executive modelling online. We have invested heavily in upgrading our IT infrastructure. We upgraded our broadband capacity to 300mbps and offered data scholarships to students to make online learning effective. We also procured simulations from Harvard Business School Press for most disciplines. Faculty were also trained on using online teaching and assessment tools, and on conducting debates and discussions using various digital platforms. Our own faculty developed an online platform called ROLE—Rajagiri Online Learning Excellence. Student activities and clubs were also conducted online. Our fests were a huge success—we had participation from institutions from West and South Asia. Alumni and industry interactions were shifted online as well, and students were encouraged to take up online courses. These included courses from SWAYAM, EdX and CourseEra, free of cost, as the college got licences from the providers. All internal exams were conducted online. While the end-of-semester exams were conducted offline, we did so in a decentralised manner. We also encouraged our students and faculty members to actively participate in Covid-19 relief efforts." ■

(As told to Jeemon Jacob)

TOP 10 EMERGING COLLEGES
Highest-scoring colleges among those set up in or after 2000

RANK	COLLEGE	CITY
1	DEPARTMENT OF SOCIAL WORK, CHRIST (DEEMED TO BE UNIVERSITY)	Bengaluru
2	KRISTU JAYANTI COLLEGE	Bengaluru
3	DEPARTMENT OF SOCIAL WORK, SCHOOL OF SOCIAL SCIENCES, CENTRAL UNIVERSITY OF RAJASTHAN	Ajmer
4	MSW PROGRAM, PRASANNA SCHOOL OF PUBLIC HEALTH, MAHE	Manipal
5	ST ALOYSIUS COLLEGE (AUTONOMOUS)	Mangaluru
6	THE BHOPAL SCHOOL OF SOCIAL SCIENCES (BSSS)	Bhopal
7	ST. JOSEPH'S COLLEGE (AUTONOMOUS)	Bengaluru
8	AIMS INSTITUTES	Bengaluru
9	DEPARTMENT OF SOCIOLOGY, BANASTHALI VIDYAPITH	Banasthali Vidyapeeth
10	DEPARTMENT OF SOCIAL WORK, BHARATHIAR UNIVERSITY	Coimbatore

NEW ENTRANTS
Colleges that found place among top 25 for the first time

RANK IN 2021	COLLEGE	CITY
5	COLLEGE OF SOCIAL WORK (AUTONOMOUS), NIRMALA NIKETAN	Mumbai
10	FACULTY OF SOCIAL WORK, MAHARAJA SAYAJIRAO UNIVERSITY OF BARODA	Vadodara
24	DEPARTMENT OF SOCIOLOGY, BANASTHALI VIDYAPITH	Banasthali Vidyapeeth

TOP 10 COLLEGES WITH THE BEST VALUE FOR MONEY

RANK	COLLEGE	CITY	RETURN ON INVESTMENT*
1	DEPARTMENT OF SOCIAL WORK, MADRAS CHRISTIAN COLLEGE	Chennai	29.78
2	FACULTY OF SOCIAL WORK, MAHARAJA SAYAJIRAO UNIVERSITY OF BARODA	Vadodara	27.50
3	LOYOLA COLLEGE OF SOCIAL SCIENCES	Thiruvananthapuram	18.96
4	STELLA MARIS COLLEGE (AUTONOMOUS)	Chennai	17.96
5	DEPARTMENT OF SOCIAL WORK, DELHI SCHOOL OF SOCIAL WORK, UNIVERSITY OF DELHI	New Delhi	16.20
6	DEPARTMENT OF SOCIAL WORK, ALIGARH MUSLIM UNIVERSITY	Aligarh	15.85
7	PSG COLLEGE OF ARTS & SCIENCE	Coimbatore	15.79
8	VIMALA COLLEGE (AUTONOMOUS)	Thrissur	12.15
9	RAJAGIRI COLLEGE OF SOCIAL SCIENCES (AUTONOMOUS)	Kochi	10.54
10	DEPARTMENT OF SOCIAL WORK, BHARATHIAR UNIVERSITY	Coimbatore	7.95

*Return on investment is calculated as average annual salary/ total course fees

TOP 10 COLLEGES WITH THE LOWEST FEES

RANK	COLLEGE	CITY	COURSE FEES* (Rs)
1	STELLA MARIS COLLEGE (AUTONOMOUS)	Chennai	10,380
2	LOYOLA COLLEGE OF SOCIAL SCIENCES	Thiruvananthapuram	10,474
3	ORANGE CITY COLLEGE OF SOCIAL WORK	Nagpur	11,400
4	DEPARTMENT OF SOCIAL WORK, MADRAS CHRISTIAN COLLEGE	Chennai	11,751
5	VIMALA COLLEGE (AUTONOMOUS)	Thrissur	13,340
6	PSG COLLEGE OF ARTS & SCIENCE	Coimbatore	14,000
7	FACULTY OF SOCIAL WORK, MAHARAJA SAYAJIRAO UNIVERSITY OF BARODA	Vadodara	16,000
8	WALCHAND COLLEGE OF ARTS & SCIENCE	Solapur	16,330
9	DEPARTMENT OF SOCIAL WORK, SCHOOL OF SOCIAL SCIENCES, CENTRAL UNIVERSITY OF RAJASTHAN	Ajmer	22,520
10	DEPARTMENT OF SOCIAL WORK, BHARATHIAR UNIVERSITY	Coimbatore	22,640

*Course fees = Tuition fees + Other fees
Note: The list includes both government and private colleges

No. 3 DEPARTMENT OF SOCIAL WORK, DELHI SCHOOL OF SOCIAL WORK, UNIVERSITY OF DELHI
NEW DELHI

GURUSPEAK

"We were able to devise systems for open-book examinations"

PAMELA SINGLA
Head, Department of Social Work, University of Delhi, New Delhi

"I took over as head of the department in June last year, when institutions were all in complete lockdown. The immediate challenge was conducting exams. We were all used to the offline mode—the new situation required a different strategy. Checking papers online was a first-time experience for the faculty, but it went well. We also had to restructure our academic programme. Google classrooms were created, resource pools of articles, textbooks and lectures were circulated to students. Since Social Work is a professional course with integrated field work, it was particularly important for us to redesign our field work programme. We organised a two-day workshop to restructure it and adapt it to the virtual mode. Students undertook the fieldwork in their respective places of stay. We also redesigned the evaluation schedule." ■

(As told to Shelly Anand)

INDIA TODAY BEST COLLEGES 25 YEARS

FASHION DESIGN

No. 1

NATIONAL INSTITUTE OF FASHION TECHNOLOGY (NIFT) NEW DELHI

WEFT WARRIORS

RAJWANT RAWAT

DRESS REHEARSAL Vandana Narang at one of the Delhi campus studios

GURUSPEAK

"We soon worked out a pedagogy for online learning"

PROF. VANDANA NARANG
Campus director, NIFT, New Delhi

"The first lockdown, in late March 2020, took everyone by surprise. None of us could believe that it was possible to shut down everything and sit back. It took a week for reality to set in, after which we started to look for a way forward. However, after that, it didn't take long for NIFT to work out a pedagogy for online classes. We used multiple online teaching platforms to train faculty members and then gave them a choice so that they could select the most comfortable medium to start classes. Initially, there was hesitancy regarding the feasibility of practical classes being conducted online. We were hoping things would return to normal soon. Later, the senior faculty members took the lead, worked out the modalities, reworked assignments and shared it with others. Students were initially reluctant to study online but counselling by the faculty members and the administration allayed their fears. A very important requirement for fashion design students is a 'dress form', and it had to be available for students at home. It looked like an impossible task till a faculty member worked out a solution with a half-size dress form which could be made at home with available material. The students were taught how to make it, and from then on classes happened seamlessly." ■

(As told to Shelly Anand)

TOP 10 FASHION DESIGN COLLEGES

RANK 2021	RANK 2020	RANK 2019	RANK 2018	COLLEGE	CITY
1	1	1	1	NATIONAL INSTITUTE OF FASHION TECHNOLOGY (NIFT), NEW DELHI	New Delhi
2	NP*	2	2	NATIONAL INSTITUTE OF FASHION TECHNOLOGY (NIFT), MUMBAI	Navi Mumbai
3	2	3	3	NATIONAL INSTITUTE OF FASHION TECHNOLOGY (NIFT), BENGALURU	Bengaluru
4	3	4	4	NATIONAL INSTITUTE OF FASHION TECHNOLOGY (NIFT), CHENNAI	Chennai
5	4	6	5	NATIONAL INSTITUTE OF FASHION TECHNOLOGY (NIFT), PATNA	Patna
6	5	9	9	NATIONAL INSTITUTE OF FASHION TECHNOLOGY (NIFT), GANDHINAGAR	Gandhinagar
7	6	5	6	NATIONAL INSTITUTE OF FASHION TECHNOLOGY (NIFT), HYDERABAD	Hyderabad
8	8	8	8	NATIONAL INSTITUTE OF FASHION TECHNOLOGY (NIFT), KOLKATA	Kolkata
9	7	7	7	PEARL ACADEMY, NEW DELHI	New Delhi
10	9	14	14	SYMBIOSIS INSTITUTE OF DESIGN	Pune

*NP: Not participated

STUDENTSPEAK

VIDHI JAIN
Final-year student of Fashion Design, NIFT, New Delhi

"As a student, I missed friends and college laboratories; things we took for granted were suddenly not there. Stationery and supplies were not available. It was very challenging to be at home and do so much work, but we gradually adapted, hoping things would get better soon. Things didn't get better, but we changed. Classes in college used to be fun, interactive and very time-bound, but classes online gave us the flexibility to do things at our pace. The challenge was to be self-motivated. During on-campus classes, we pushed each other or there was some unspoken competition, but now you have to push yourself. The teachers, though, have been constantly pushing us to do better. A big advantage is the amount of exposure we have got as several webinars were organised and a number of international experts invited for lectures. But I miss meeting friends, sitting in the canteen, working in labs, and the hustle-bustle of the campus."

(As told to Shelly Anand)

No 2 NATIONAL INSTITUTE OF FASHION TECHNOLOGY
MUMBAI

GURUSPEAK

"OUR FACULTY TAUGHT STUDENTS HOW TO CREATE A DRESS FORM FROM WASTE MATERIAL AT HOME"

DR PAVAN GODIAWALA
Director, NIFT, Mumbai

MILIND SHELTE

"It was a tough time initially for us at NIFT Mumbai. Nearly a thousand students had to leave the campus. We made many changes in the curriculum, teaching methodology and nature of assignments and evaluating methods. I give credit to the academicians, especially for adapting subjects such as pattern-making where you need a dress form (a three-dimensional form of the torso, mounted on a stand and used by dressmakers and tailors to model clothes on). Our faculty figured out how to create a dress form from waste material at home and taught students to make one. Students didn't have all the raw material and tools to create stuff. Some students had access to markets and helped their batchmates with procurement and shipping of materials. When the students make something and present it on the screen, the look and feel gets altered. It was a bit challenging to capture details in a way that it actually is. All these challenges have opened us to a lot of new avenues in the digital world. By August 2020, the NIFT management was allowing students to attend practical classes in subjects such as garment construction or knitwear at the campus closest to their home. Irrespective of the centre, they were allowed to go." ■

(As told to Suhani Singh)

TOP 10 EMERGING COLLEGES
Highest-scoring colleges among those set up in or after 2000

RANK 2021	
1	NATIONAL INSTITUTE OF FASHION TECHNOLOGY (NIFT), Patna
2	NATIONAL INSTITUTE OF FASHION TECHNOLOGY (NIFT), Kolkata
3	PEARL ACADEMY, New Delhi
4	SYMBIOSIS INSTITUTE OF DESIGN, Pune
5	NATIONAL INSTITUTE OF FASHION TECHNOLOGY (NIFT), Rae Bareli
6	NATIONAL INSTITUTE OF FASHION TECHNOLOGY (NIFT), Shillong
7	ARMY INSTITUTE OF FASHION & DESIGN, Bengaluru
8	PEARL ACADEMY, Jaipur
9	AMITY SCHOOL OF FASHION TECHNOLOGY, Noida
10	NATIONAL INSTITUTE OF FASHION TECHNOLOGY (NIFT), Kangra

TOP 10 COLLEGES WITH BEST PLACEMENT RECORD

RANK	COLLEGE	CITY	AVERAGE ANNUAL SALARY (₹)
1	NATIONAL INSTITUTE OF FASHION TECHNOLOGY (NIFT) NEW DELHI	New Delhi	6,80,000
2	NATIONAL INSTITUTE OF FASHION TECHNOLOGY (NIFT) MUMBAI	Navi Mumbai	5,50,000
3	SYMBIOSIS INSTITUTE OF DESIGN	Pune	5,20,000
4	NATIONAL INSTITUTE OF FASHION TECHNOLOGY (NIFT) BENGALURU	Bengaluru	5,10,000
5	ARMY INSTITUTE OF FASHION & DESIGN	Bengaluru	5,00,000
6	MAHARSHI KARVE STREE SHIKSHAN SAMSTHA'S SCHOOL OF FASHION TECHNOLOGY	Pune	4,80,000
7	NATIONAL INSTITUTE OF FASHION TECHNOLOGY (NIFT) CHENNAI	Chennai	4,50,000
8	NATIONAL INSTITUTE OF FASHION TECHNOLOGY (NIFT) PATNA	Patna	4,35,000
9	NATIONAL INSTITUTE OF FASHION TECHNOLOGY (NIFT) BARELI	Rae Bareli	4,00,000
10	NATIONAL INSTITUTE OF FASHION TECHNOLOGY (NIFT) SHILLONG	Shillong	3,80,000
10	NATIONAL INSTITUTE OF FASHION TECHNOLOGY (NIFT) KOLKATA	Kolkata	3,80,000

10 COLLEGES WITH LOWEST FEES

RANK	COLLEGE	CITY	COURSE FEES* (Entire duration) (₹)
1	PSG COLLEGE OF ARTS & SCIENCE	Coimbatore	78,000
2	HINDUSTHAN COLLEGE OF ARTS & SCIENCE	Coimbatore	81,000
3	DEPARTMENT OF FASHION DESIGNING, SARDAR PATEL MAHAVIDYALAYA	Chandrapur	1,04,340
4	KANYA MAHA VIDYALAYA (AUTONOMOUS)	Jalandhar	1,10,835
5	DEPARTMENT OF COSTUME DESIGN & FASHION, KONGU ARTS & SCIENCE COLLEGE (AUTONOMOUS)	Erode	1,22,600
6	NEHRU ARTS & SCIENCE COLLEGE	Coimbatore	1,35,000
6	BISHOP APPASAMY COLLEGE OF ARTS & SCIENCE	Coimbatore	1,35,000
7	RATHINAM COLLEGE OF ARTS & SCIENCE	Coimbatore	1,38,000
8	THE OXFORD COLLEGE OF SCIENCE	Bengaluru	1,50,000
9	ACHARYA INSTITUTE OF GRADUATE STUDIES	Bengaluru	1,72,734
10	DR N.G.P. ARTS & SCIENCE COLLEGE (AUTONOMOUS)	Coimbatore	1,92,000

*Course fee = Tuition fee + other fees
Note: The list includes both government and private colleges

STUDENTSPEAK

SIMAR MADRA
First year student, NIFT, Mumbai

"My initial reaction to the news that the classes were moving online was one of relief because I did not want to lose an entire year. The faculty has been very accommodating about the fact that not all students would have access to certain resources since it is a practical course. With our photography class, if it had been on campus, we would have had access to DSLR cameras but since it was remote learning we were taught the artistic side of photography through the use of camera phones. With material studies, we could work with what was easily accessible at home such as paper. The faculty was also flexible on assignment submissions. It could be a PDF, images or a video. Group projects allowed me to get to know my peers. We have been bonding over phone calls, group chats and video sessions. I hope this year we get to be on campus at some point. The most important thing still is that we are all safe and, hopefully, we will never have to face such a situation again."

(As told to Suhani Singh)

INDIA TODAY BEST COLLEGES 25 YEARS

FASHION DESIGN

TOP 10 COLLEGES WITH BEST VALUE FOR MONEY

RANK	COLLEGE	CITY	RoI*
1	PSG COLLEGE OF ARTS & SCIENCE	Coimbatore	3.85
2	HINDUSTHAN COLLEGE OF ARTS & SCIENCE	Coimbatore	1.98
3	KANYA MAHAVIDYALAYA (AUTONOMOUS), JALANDHAR	Jalandhar	1.91
4	RATHINAM COLLEGE OF ARTS & SCIENCE	Coimbatore	1.74
5	ACHARYA INSTITUTE OF GRADUATE STUDIES	Bengaluru	1.42
6	DEPARTMENT OF COSTUME DESIGN & FASHION, KONGU ARTS AND SCIENCE COLLEGE (AUTONOMOUS)	Erode	1.15
7	BISHOP APPASAMY COLLEGE OF ARTS & SCIENCE	Coimbatore	1.14
8	NEHRU ARTS AN&D SCIENCE COLLEGE	Coimbatore	1.13
9	MAHARSHI KARVE STREE SHIKSHAN SAMSTHA'S SCHOOL OF FASHION TECHNOLOGY	Pune	1.05
10	DEPARTMENT OF FASHION & TEXTILES, IIS (DEEMED TO BE UNIVERSITY), JAIPUR	Jaipur	1.04

*RoI (return on investment) is calculated based on average annual salary/ total course fees (entire duration)

No 3 NATIONAL INSTITUTE OF FASHION TECHNOLOGY (NIFT) BENGALURU

STUDENTSPEAK

SHIVANI KUMARI
Final-year student, NIFT Bengaluru

"Online classes had lots of benefits for me as I saved a lot of time by not travelling and it allowed me to work at my own pace. The NIFT faculty ensured that we did not lose out on interactions with the teachers. We had free exchanges of ideas and opinions with them, mostly on the Zoom and Google Meets, where the 30 students in my batch met for online classes. NIFT had a structured routine which we had to follow. As a fashion designing student, I have a lot of practical work to do. Because of the lockdown, I was unable to get the resources needed, but the virtual classes made me more flexible in using the material I had at home. And, being a design student, you always have back-up with tools and materials. It was a good opportunity to learn to recycle and design with what was available. I feel a lot more independent and self-disciplined after attending virtual classes since last year. Because of the lockdown, I did my internship online with a Bangalore-based brand called Pella which focuses on zero-waste pattern-making. I also got to work on their ongoing collection."

(As told to Aravind Gowda)

TOP 3 GAINERS

Colleges that made the biggest leap since last year

COLLEGE	RANK 2021	RANK 2020	CITY
VOGUE INSTITUTE OF ART & DESIGN	23	24	Bengaluru
WHISTLING WOODS INTERNATIONAL	26	27	Mumbai
ACHARYA INSTITUTE OF GRADUATE STUDIES	32	33	Bengaluru

NEW ENTRANTS 2021

Colleges that found place among top 25 for the first time

RANK	COLLEGE	
2	NATIONAL INSTITUTE OF FASHION TECHNOLOGY (NIFT), MUMBAI	Navi Mumbai
11	NATIONAL INSTITUTE OF FASHION TECHNOLOGY (NIFT), RAE BARELI	Rae Bareli
12	NATIONAL INSTITUTE OF FASHION TECHNOLOGY (NIFT), SHILLONG	Shillong

No. 4 NATIONAL INSTITUTE OF FASHION TECHNOLOGY CHENNAI

GURUSPEAK

"Teachers took online courses to learn AI, automation and coding"

DR KAUSTAV SENGUPTA
Head, Accessory department, NIFT Chennai

"During the pandemic, the institute made us understand that we (the faculty and academia) have to be agile and tech envisioners to connect with our students in as many ways as possible. Many of us took online courses to learn about artificial intelligence (AI), automation, coding etc. to keep our teaching future-friendly. I have been taking sessions on subjects such as design, colour and Indian ethos on the Clubhouse app, as students are more comfortable in voice mode nowadays. To ensure that they stay engaged, we have designed gamified modes of subject interaction. It has been successful in bringing out-of-the-box thought processes. The institute also enabled us with upgraded systems

and tools. I now use an iPad to give demos in fashion illustration which allows me to record the process too to share with the students later. Pre-pandemic, most submissions used to be in physical form. But during the pandemic, all student assignments have been in digital format, which is not only more convenient but also easier to archive." ■

(As told to R. Gireeshvaran)

No. 5 NATIONAL INSTITUTE OF FASHION TECHNOLOGY PATNA

GURUSPEAK

"The pandemic also opened up the horizon to unexplored collaborations"

PROF. SANJAY SHRIVASTAVA
Director, NIFT Patna

"The learning arena changed during the pandemic with new demands and challenges cropping up, be it in coursework, internships, craft clusters or graduation projects. But the pandemic also opened up the horizon to unexplored collaborations, leading to intense exchange of knowledge and connections with resources, people and industries across the globe. All these culminated in an interesting series of webinars and expert lectures. Special sessions were also held for the wellbeing of students' emotional and physical health. The influx of various kinds of opportunities for drop-in sessions, free webinars and blog posts, offered by various platforms in India and the world over, gave immense opportunities to the fraternity to etch their ideas for a better, beautiful and more sustainable world. Historically, pandemics have broken the human race, but I believe what we have achieved today in terms of going digital and e-connecting with our students, has fast forwarded institutions like ours almost a decade. We are far ahead now of what we would have achieved otherwise in terms of adaptability towards new norms of learning. This time, when the lifelines of the campus—the students—return, we will have many exciting challenges for them to address. We are all eagerly looking forward to it." ■

(As told to Amitabh Srivastava)

RANJAN RAHI

THE COMPLETE RESULTS

ARTS — RANKS & SCORES OF COLLEGES

	OVERALL RANK 2021	OVERALL RANK 2020	COLLEGE & CITY	GOVT/PVT (G/P)	INTAKE QUALITY & GOVERNANCE	ACADEMIC EXCELLENCE	INFRASTRUCTURE & LIVING EXPERIENCE	PERSONALITY & LEADERSHIP DEVELOPMENT	CAREER PROGRESSION & PLACEMENT	OBJECTIVE SCORE	PERCEPTUAL SCORE	OVERALL SCORE
					250	250	150	200	150	1,000	1,000	2,000
↑	1	1	HINDU COLLEGE, NEW DELHI	G	215.9	190.5	122.1	170.5	145	844	999.1	1,843.1
↔	2	2	ST STEPHEN'S COLLEGE, NEW DELHI	P	206.8	177.2	129.9	180.3	131.8	826	996.5	1,822.5
↔	3	3	MIRANDA HOUSE, NEW DELHI	G	204.2	184.4	112.9	170.4	131.6	803.5	988.5	1,792
↔	4	4	LADY SHRI RAM COLLEGE FOR WOMEN, NEW DELHI	G	197.8	175.7	92.7	160.6	137.6	764.4	993	1,757.4
↑	5	6	HANSRAJ COLLEGE, NEW DELHI	G	194.2	173.6	92.4	131.2	124.9	716.3	991.2	1,707.5
↓	6	5	MADRAS CHRISTIAN COLLEGE, CHENNAI	P	180.3	169.9	124.3	158.6	97	730.1	973.2	1,703.3
↔	7	7	LOYOLA COLLEGE (AUTONOMOUS), CHENNAI	P	188.1	154.2	103.3	113.7	122.1	681.4	980.7	1,662.1
↔	8	8	DEPARTMENT OF HUMANITIES & SOCIAL SCIENCES, CHRIST (DEEMED TO BE UNIVERSITY), BENGALURU	P	164.7	178.7	127.2	121.5	122.1	714.2	944.3	1,658.5
↔	9	9	GARGI COLLEGE, NEW DELHI	G	187.9	156.3	79.9	137.3	110.3	671.7	953.5	1,625.2
↔	10	10	RAMJAS COLLEGE, NEW DELHI	G	158.4	156.3	94.3	114.3	105.3	628.6	982.2	1,610.8
↑	11	12	SVKM'S MITHIBAI COLLEGE OF ARTS, CHAUHAN INSTITUTE OF SCIENCE & AMRUTBEN JIVANLAL COLLEGE OF COMMERCE & ECONOMICS (AUTONOMOUS), MUMBAI	P	184.6	144.8	86.2	96.3	131.8	643.7	966.6	1,610.3
↑	12	14	ATMA RAM SANATAN DHARMA COLLEGE, NEW DELHI	G	177.5	179.5	82.7	124.7	101.1	665.5	931.3	1,596.8
↔	13	13	STELLA MARIS COLLEGE (AUTONOMOUS), CHENNAI	P	199.3	144.6	110.3	159.5	88	701.7	894.2	1,595.9
-	14	NP	SRI VENKATESWARA COLLEGE, NEW DELHI	G	178.1	142.3	71.8	124.6	100.9	617.7	928.4	1,546.1
↔	15	15	DAULAT RAM COLLEGE, NEW DELHI	G	175.6	161.6	79.5	106.4	102.3	625.4	905.9	1,531.3
↔	16	16	ST JOSEPH'S COLLEGE (AUTONOMOUS), BENGALURU	P	171.4	152.1	87.3	132.6	83.1	626.5	903	1,529.5
↔	17	17	WOMEN'S CHRISTIAN COLLEGE, CHENNAI	P	158.3	150.5	112.5	136	67.8	625.1	902.3	1,527.4
↑	18	19	MOUNT CARMEL COLLEGE (AUTONOMOUS), BENGALURU	P	160.9	135.2	109	123.9	87.8	616.8	909	1,525.8
↑	19	21	SOPHIA COLLEGE FOR WOMEN, MUMBAI	P	163.2	136.3	72.6	121.5	106.6	600.2	919.9	1,520.1
↑	20	23	SACRED HEART COLLEGE (AUTONOMOUS), THEVARA, KOCHI	P	184.8	144	116.5	112.2	88.1	645.6	867.9	1,513.5
↓	21	18	KRISTU JAYANTI COLLEGE, BENGALURU	P	142.8	150.1	112.6	133.4	98.4	637.3	867.6	1,504.9
↓	22	20	SYMBIOSIS COLLEGE OF ARTS & COMMERCE, PUNE	P	162.3	139.2	93	144	85	623.5	879.1	1,502.6
↑	23	25	ST XAVIER'S COLLEGE (AUTONOMOUS), AHMEDABAD, AHMEDABAD	P	148.3	122.2	102.5	101.9	99.2	574.1	925.8	1,499.9
↔	24	24	K.J. SOMAIYA COLLEGE OF ARTS & COMMERCE (AUTONOMOUS), MUMBAI	P	167.3	143.5	104.9	131.2	86.2	633.1	862.8	1,495.9
↑	25	27	PRESIDENCY COLLEGE, BENGALURU	P	151.5	131.6	116.6	128.6	85.1	613.4	849.2	1,462.6
↔	26	26	ST XAVIER'S COLLEGE, RANCHI	P	165.9	128.6	85.1	103.2	81.7	564.5	896.6	1,461.1
↑	27	28	MAHARAJA AGRASEN COLLEGE, NEW DELHI	G	162	167	84.3	141.3	93.5	648.1	812	1,460.1
↑	28	30	KISHINCHAND CHELLARAM COLLEGE, MUMBAI	P	166.9	140.4	77.3	130.8	94.9	610.3	832.6	1,442.9
↑	29	34	MAITREYI COLLEGE, NEW DELHI	G	173.9	125.5	78.6	121.6	91.5	591.1	843.1	1,434.2
↑	30	32	MEHR CHAND MAHAJAN DAV COLLEGE FOR WOMEN, CHANDIGARH	P	163.8	126.8	82.8	91	102.9	567.3	865.3	1,432.6
↑	31	35	PATNA WOMEN'S COLLEGE, PATNA	G	158	163.3	84.8	97.2	102.8	606.1	824.6	1,430.7
↑	32	33	B.K. BIRLA COLLEGE OF ARTS, SCIENCE & COMMERCE (AUTONOMOUS), KALYAN	P	174.9	151.8	98.9	128.3	87.8	641.7	788.6	1,430.3
↑	33	36	LAKSHMIBAI COLLEGE, NEW DELHI	G	135.3	155.6	64.7	117.3	103.1	576	816.8	1,392.8
↑	34	38	RAMNARAIN RUIA AUTONOMOUS COLLEGE, MUMBAI	P	182.6	141.8	73.2	105.9	112.7	616.2	769.3	1,385.5
↑	35	39	DAV COLLEGE, SEC-10, CHANDIGARH	P	168.9	126.5	79.9	87.7	83.6	546.6	830	1,376.6
↑	36	37	SARLA ANIL MODI SCHOOL OF ECONOMICS, MUMBAI	P	131	126.5	93.1	122.7	127.2	600.5	774	1,374.5
↑	37	40	ST FRANCIS COLLEGE FOR WOMEN, HYDERABAD	P	152.5	140.2	84	128.3	92.1	597.1	776.1	1,373.2
↑	38	41	GOSWAMI GANESH DUTTA S.D. COLLEGE, CHANDIGARH	P	139.8	120.2	87.6	101.7	118.7	568	788.7	1,356.7

INDIA TODAY BEST COLLEGES 25 YEARS

ARTS — RANKS & SCORES OF COLLEGES

	OVERALL RANK 2021	OVERALL RANK 2020	COLLEGE & CITY	GOVT/ PVT (G/ P)	INTAKE QUALITY & GOVERNANCE	ACADEMIC EXCELLENCE	INFRASTRUCTURE & LIVING EXPERIENCE	PERSONALITY & LEADERSHIP DEVELOPMENT	CAREER PROGRESSION & PLACEMENT	OBJECTIVE SCORE	PERCEPTUAL SCORE	OVERALL SCORE
					250	250	150	200	150	1,000	1,000	2,000
↑	39	42	SHIVAJI COLLEGE, NEW DELHI	G	170.8	155	79.2	98.8	88.8	592.6	720.3	1,312.9
↑	40	43	ISABELLA THOBURN COLLEGE, LUCKNOW	P	166.4	130.7	78	113.2	98.2	586.5	714.2	1,300.7
–	41	NP	PSG COLLEGE OF ARTS & SCIENCE, COIMBATORE	P	155.9	155.7	100	77	107.1	595.7	681.2	1,276.9
↑	42	46	POST GRADUATE GOVERNMENT COLLEGE FOR GIRLS, CHANDIGARH	G	155.1	138.1	84	108	91.3	576.5	694.5	1,271
↑	43	45	ST MIRA'S COLLEGE FOR GIRLS, PUNE	P	157.1	122.4	76.7	105.7	89.8	551.7	718.1	1,269.8
↑	44	48	S.S. JAIN SUBODH PG (AUTONOMOUS) COLLEGE, JAIPUR	P	169.5	147.8	82.5	91.6	106	597.4	641.2	1,238.6
↑	45	49	FACULTY OF ARTS, ALIGARH MUSLIM UNIVERSITY, ALIGARH	G	138.4	159.9	110.5	86.5	95.7	591	637.1	1,228.1
–	46	NP	SCHOOL OF HUMANITIES & SOCIAL SCIENCES, JAIN UNIVERSITY (DEEMED TO BE UNIVERSITY), BENGALURU	P	137.5	83.2	74.9	95.5	78.2	469.3	710.5	1,179.8
↑	47	50	ST ALOYSIUS COLLEGE (AUTONOMOUS), MANGALURU	P	172.6	152.7	113.6	123.8	85	647.7	516.2	1,163.9
↑	48	53	RAMANUJAN COLLEGE, NEW DELHI	G	176.1	171.2	72.2	126.6	84.7	630.8	490.5	1,121.3
↑	49	51	MAHARANI LAKSHMI AMMANNI COLLEGE FOR WOMEN, BENGALURU	P	126.6	125.6	77.7	93.6	84.5	508	592.3	1,100.3
–	50	NP	LADY BRABOURNE COLLEGE, KOLKATA	G	150	172.8	92.1	59	102.4	576.3	477.3	1,053.6
–	51	NP	APEEJAY COLLEGE OF FINE ARTS, JALANDHAR	P	133.5	136.7	77.6	122.8	99.3	569.9	477.5	1,047.4
↑	52	54	ST ANN'S COLLEGE FOR WOMEN, HYDERABAD	P	162.3	124.5	88.7	107.8	94.8	578.1	469.2	1,047.3
↑	53	58	SARDAR PATEL MAHAVIDYALAYA, CHANDRAPUR, MAHARASHTRA	P	133.5	119.8	62.6	20.4	51	387.3	605.5	992.8
↑	54	56	LOYOLA ACADEMY PG & DEGREE COLLEGE, SECUNDERABAD	P	157.1	123	120.7	127.8	88.7	617.3	371	988.3
↑	55	57	ST JOSEPH'S COLLEGE (AUTONOMOUS), TIRUCHIRAPPALLI	P	165.5	153.2	88.7	122.7	87.8	617.9	348.5	966.4
↑	56	59	VIMALA COLLEGE (AUTONOMOUS), THRISSUR	P	169.3	148	101.1	123.5	90.6	632.5	320.7	953.2
↑	57	60	BHARATI COLLEGE, NEW DELHI	G	162.9	133.4	68	103.9	97.5	565.7	387.1	952.8
–	58	NP	ANDHRA LOYOLA COLLEGE (AUTONOMOUS), VIJAYAWADA	P	153.5	141.2	115	90	50.7	550.4	391.4	941.8
↑	59	61	KASTURBA GANDHI DEGREE & PG COLLEGE FOR WOMEN, SECUNDERABAD	P	139.3	123	85.4	96.4	91.2	535.3	405.8	941.1
↑	60	62	DR N.G.P. ARTS & SCIENCE COLLEGE (AUTONOMOUS), COIMBATORE	P	115.3	119.5	118.5	113.5	101.8	568.6	367.5	936.1
↓	61	55	THE OXFORD COLLEGE OF ARTS, BENGALURU	P	96.9	109	92.5	76.5	50.7	425.6	501.2	926.8
↑	62	65	SRI DHARMASTHALA MANJUNATHESHWARA COLLEGE (AUTONOMOUS), UJIRE	P	154.9	138.1	116.1	134	78.2	621.3	300.9	922.2
↑	63	64	VIVEKANANDA COLLEGE, MADHYAMGRAM, KOLKATA	P	140.6	131.9	56.6	49	72.4	450.5	469	919.5
↑	64	66	ST JOSEPH'S DEGREE & PG COLLEGE, HYDERABAD	P	125.2	122.6	82.9	148.4	87.7	566.8	341.1	907.9
–	65	NP	KESHAV MAHAVIDYALAYA, NEW DELHI	G	151.4	56.6	102.1	59.9	37.5	407.5	496.6	904.1
–	66	NP	ST ALOYSIUS COLLEGE (AUTONOMOUS), JABALPUR	P	174.9	128.9	93.2	107.5	105.2	609.7	263.3	873
–	67	NP	ALL SAINTS' COLLEGE, THIRUVANANTHAPURAM	P	130	104.7	70.2	108.3	53.6	466.8	394.2	861
↓	68	63	ST WILFRED'S PG COLLEGE, JAIPUR	P	112.3	149.5	94.7	125.4	107.1	589	246.6	835.6
↓	69	67	RAMAIAH COLLEGE OF ARTS, SCIENCE & COMMERCE, BENGALURU	P	132.7	129.6	106.2	93.7	76.9	539.1	273.4	812.5
↑	70	71	KANYA MAHAVIDYALAYA, JALANDHAR	P	144.2	136.5	100.8	98.9	56.4	536.8	274.5	811.3
–	71	NP	AMITY SCHOOL OF ECONOMICS, NOIDA	P	90.1	144.8	91.2	102.2	89.2	517.5	290.9	808.4
–	72	NP	SRI KRISHNA ARTS & SCIENCE COLLEGE, COIMBATORE	P	139.7	119.1	125.1	97.5	77.9	559.3	248.7	808
↓	73	69	THE BHOPAL SCHOOL OF SOCIAL SCIENCES, BHOPAL	P	138.7	151.3	109.7	92.1	108.5	600.3	200.7	801

KLE EMPOWERING PROFESSIONALS

KLE ACADEMY OF HIGHER EDUCATION AND RESEARCH BELAGAVI

(Deemed-to-be-University)

Accredited at 'A' Grade by NAAC (2nd Cycle) Placed in 'A' Category by MHRD (GoI)

Your aspirations today will become your accomplishments tomorrow.

ADMISSIONS OPEN

U.G. Courses

- B.Pharm
- D.Pharm
- Pharm.D
- BPT
- B.Sc. Nursing
- P.B.B.Sc. Nursing
- B. Public Health
- B. Public Health (Hons)
- B. Occupational Therapy
- B. Prosthetic & Orthotic

B.Sc. Courses

- B.Sc. Hotel Management
- B.Sc. Medical Lab Technology
- B.Sc. Radiography
- B.Sc. Anaesthesia Technology
- B.Sc. Optometry
- B.Sc. Perfusion Technology
- B.Sc. Cardiac Care Technology
- B.Sc. Neuro Science Technology
- B.Sc. Renal Dialysis Technology
- B.Sc. Biostatistics & Population Sciences

FACILITIES

Swimming Pool | Bank | Indoor Stadium | Café | Hostel | Auditorium | Gym

Centre for Quality Education | Well-equipped Modern Infrastructure Research Laboratories | Spacious, Well-furnished & Ventilated Classrooms | LAB LAN Connected Spacious Digital Computer Laboratory | Library with Voluminous Books & Periodicals | Well-furnished Boy's and Girl's Hostel | Highly Dedicated and Qualified Staff

For online application & further details: 0831-2444444 info@kledeemeduniversity.edu.in kledeemeduniversity.edu.in

INDIA TODAY BEST COLLEGES 25 YEARS

ARTS — RANKS & SCORES OF COLLEGES

	OVERALL RANK 2021	OVERALL RANK 2020	COLLEGE & CITY	GOVT/ PVT (G/ P)	INTAKE QUALITY & GOVERNANCE	ACADEMIC EXCELLENCE	INFRASTRUCTURE & LIVING EXPERIENCE	PERSONALITY & LEADERSHIP DEVELOPMENT	CAREER PROGRESSION & PLACEMENT	OBJECTIVE SCORE	PERCEPTUAL SCORE	OVERALL SCORE
					250	250	150	200	150	1,000	1,000	2,000
↓	74	73	BETHUNE COLLEGE, KOLKATA	G	153.8	118.6	64	87.6	94.9	518.9	282	800.9
↓	75	68	MARIS STELLA COLLEGE (AUTONOMOUS), VIJAYAWADA	P	138.1	134	112.8	121.9	93.4	600.2	193.6	793.8
↓	76	70	BHARATA MATA COLLEGE, KOCHI	P	174.8	124.4	85	59.6	72.7	516.5	269.8	786.3
↑	77	80	SRI RAMAKRISHNA COLLEGE OF ARTS & SCIENCE, COIMBATORE	P	146.4	154.8	115.8	94.1	83.8	594.9	190.2	785.1
↓	78	75	DAV COLLEGE, HOSHIARPUR	P	130.4	147.2	99.2	97.5	76.4	550.7	233.8	784.5
↓	79	74	DAV COLLEGE, ABOHAR, PUNJAB	P	136.6	125.7	82	72.8	63.1	480.2	303.5	783.7
↓	80	72	MES COLLEGE OF ARTS & COMMERCE, VASCO-DA-GAMA, GOA	P	144.7	137.9	70.3	111.9	89.1	553.9	225.8	779.7
-	81	NP	DESHBANDHU COLLEGE, NEW DELHI	G	138.7	120.9	65.1	87	69.7	481.4	285.8	767.2
-	82	NP	AMITY SCHOOL OF LIBERAL ARTS, GURUGRAM	P	114.4	163.8	104	118.4	71.1	571.7	193.7	765.4
↓	83	76	GOVERNMENT COLLEGE (AUTONOMOUS), ANANTAPUR	G	157.5	143.4	75.4	63.5	93.1	532.9	214.3	747.2
↓	84	77	GOPICHAND ARYA MAHILA COLLEGE, ABOHAR, PUNJAB	P	126.5	80.1	62.2	57.2	65.1	391.1	345.1	736.2
-	85	NP	BHAVAN'S VIVEKANANDA COLLEGE OF SCIENCE, HUMANITIES & COMMERCE, HYDERABAD	P	118.6	99.1	84.8	129.2	112.5	544.2	182	726.2
↓	86	81	ANNA ADARSH COLLEGE FOR WOMEN, CHENNAI	P	157.1	127.4	91.5	125.2	89.1	590.3	134.2	724.5
↓	87	78	PRAMUKH SWAMI SCIENCE & H.D. PATEL ARTS COLLEGE, KADI, GUJARAT	P	159.7	114.7	121.6	126.4	69.8	592.2	131.6	723.8
-	88	NP	BHARATIYA VIDYA BHAVAN'S M.M. COLLEGE OF ARTS, N.M. INSTITUTE OF SCIENCE & H.R.J. COLLEGE OF COMMERCE, MUMBAI	P	142.4	90.9	92	56.1	77.1	458.5	262.1	720.6
↓	89	82	ST XAVIER'S COLLEGE FOR WOMEN, ERNAKULAM	P	164.8	120.5	92.2	113.3	75.7	566.5	137.6	704.1
↓	90	86	ROSARY COLLEGE OF COMMERCE & ARTS, SALCETE, GOA	P	158.7	108	75.6	80.9	83.7	506.9	193.5	700.4
-	91	NP	YASHWANTRAO MOHITE COLLEGE OF ARTS, SCIENCE & COMMERCE, PUNE	P	162.9	139.5	79.4	22.9	18.3	423	276.4	699.4
↓	92	87	HINDUSTAN COLLEGE OF ARTS & SCIENCE, CHENNAI	P	124.6	139.1	88.7	84.3	80.1	516.8	182.5	699.3
↑	93	95	FACULTY OF LIBERAL ARTS, DR VISHWANATH KARAD, MIT WORLD PEACE UNIVERSITY, PUNE	P	137.4	105.1	94.7	105.7	63.6	506.5	191.6	698.1
↓	94	83	SHRIMATHI DEVKUNVAR NANALAL BHATT VAISHNAV COLLEGE FOR WOMEN, CHENNAI	P	184	129.2	94.3	108.4	84.1	600	96	696
-	95	NP	SDM COLLEGE OF BUSINESS MANAGEMENT, MANGALURU	P	145.4	81.5	65.1	127.6	88.7	508.3	185.5	693.8
-	96	NP	SCHOOL OF INDIAN & FOREIGN LANGUAGES, GARDEN CITY UNIVERSITY, BENGALURU	P	116.1	133.4	127.6	179.7	44.6	601.4	91.9	693.3
↓	97	94	DCT'S DHEMPE COLLEGE OF ARTS & SCIENCE, PANAJI	P	162.5	122.3	58.4	74.1	67.7	485	204.2	689.2
↓	98	84	CHEVALIER T. THOMAS ELIZABETH COLLEGE FOR WOMEN, CHENNAI	P	138.6	131.4	92.6	123.7	77.7	564	123.5	687.5
↓	99	85	DR S.N.S. RAJALAKSHMI COLLEGE OF ARTS & SCIENCE, COIMBATORE	P	135.1	141.9	125.5	113.2	85.8	601.5	83.6	685.1
↓	100	93	GURU NANAK COLLEGE (AUTONOMOUS), CHENNAI	P	137	119.8	109.2	92.3	78.8	537.1	145.3	682.4
-	101	NP	HINDUSTHAN COLLEGE OF ARTS & SCIENCE, COIMBATORE	P	125	129.3	118.6	118.2	44.2	535.3	145.7	681
-	102	NP	THIAGARAJAR COLLEGE, MADURAI	P	178.5	155.3	72.2	88.8	52.8	547.6	133.1	680.7
↓	103	96	KONGU ARTS & SCIENCE COLLEGE (AUTONOMOUS), ERODE, TAMIL NADU	P	139.2	73.9	112.1	79.2	84.9	489.3	189.4	678.7
-	104	NP	ACHARYA INSTITUTE OF GRADUATE STUDIES, BENGALURU	P	117.2	129.3	79.4	40	53.6	419.5	250.5	670

	OVERALL RANK 2021	OVERALL RANK 2020	COLLEGE & CITY	GOVT/ PVT (G/ P)	INTAKE QUALITY & GOVERNANCE	ACADEMIC EXCELLENCE	INFRASTRUCTURE & LIVING EXPERIENCE	PERSONALITY & LEADERSHIP DEVELOPMENT	CAREER PROGRESSION & PLACEMENT	OBJECTIVE SCORE	PERCEPTUAL SCORE	OVERALL SCORE
					250	250	150	200	150	1,000	1,000	2,000
↓	105	98	ST PIOUS X DEGREE AND PG COLLEGE FOR WOMEN, HYDERABAD	P	116.3	86.9	86.9	96.3	95.8	482.2	182	664.2
↓	106	91	SACRED HEART COLLEGE (AUTONOMOUS), TIRUPATTUR, TAMIL NADU	P	165.5	150.5	100.7	114.3	64.5	595.5	65.6	661.1
↓	107	90	V.O. CHIDAMBARAM COLLEGE, THOOTHUKUDI, TAMIL NADU	P	174.1	124.3	92.3	113.8	51.4	555.9	97.4	653.3
-	108	NP	CAUVERY COLLEGE, GONIKOPPAL, KARNATAKA	P	142.4	64.9	100.7	110.1	98.6	516.7	135.7	652.4
-	109	NP	LADY DOAK COLLEGE, MADURAI	P	143.1	126.5	90.8	113.4	61.3	535.1	117.1	652.2
↓	110	92	SONOPANT DANDEKAR SHIKSHAN MANDALI'S S.D. ARTS, V.S. APTE COMMERCE, M.H. MEHTA SCIENCE COLLEGE, PALGHAR, MAHARASHTRA	P	146.1	151.8	83.2	96.3	71.5	548.9	101.3	650.2
-	111	NP	SHRI NEHRU MAHA VIDYALAYA COLLEGE OF ARTS & SCIENCE, COIMBATORE	P	132.1	112.1	116.6	96.2	74	531	113.3	644.3
↓	112	103	GOBI ARTS & SCIENCE COLLEGE (AUTONOMOUS), ERODE, TAMIL NADU	P	149.7	122	108.9	99.9	79.1	559.6	84	643.6
↓	113	88	CROSSLAND COLLEGE, BRAHMAVAR, KARNATAKA	P	141	136.8	104.5	102.4	90	574.7	67.4	642.1
↓	114	99	DNYANPRASSARAK MANDAL'S COLLEGE & RESEARCH CENTRE, MAPUSA, GOA	P	158.3	154.2	91.4	118.9	43.2	566	74.4	640.4
↓	115	101	ST XAVIER'S COLLEGE, MAPUSA, GOA	P	156.7	119.7	77.1	91.3	76.8	521.6	116.8	638.4
-	116	NP	B.B.K. DAV COLLEGE FOR WOMEN, AMRITSAR	P	117	104.1	91.3	90.5	55.9	458.8	178.9	637.7
↓	117	102	AVADH GIRLS' PG COLLEGE, LUCKNOW	P	136.2	124.3	62.5	85.1	79.2	487.3	150.2	637.5
-	118	NP	FAROOK COLLEGE (AUTONOMOUS), KOZHIKODE	P	173.5	116.7	108.7	99.5	63.2	561.6	72.8	634.4
-	119	NP	FACULTY OF ARTS & SOCIAL SCIENCES, IIS (DEEMED TO BE UNIVERSITY), JAIPUR	P	130.7	152.8	105.4	115.5	76.1	580.5	51.8	632.3
↓	120	110	PATRICIAN COLLEGE OF ARTS & SCIENCE, CHENNAI	P	149.3	95.8	77.1	68.5	55.9	446.6	184	630.6
↓	121	105	DAV COLLEGE FOR WOMEN, FEROZEPUR CANTT, FEROZEPUR	P	122.5	116.9	39.2	48.4	90.2	417.2	210.4	627.6
-	122	NP	ROOTS DEGREE COLLEGE, HYDERABAD	P	57.9	147	56.2	125.4	63.3	449.8	170.9	620.7
↓	123	111	RATHINAM COLLEGE OF ARTS & SCIENCE (AUTONOMOUS), COIMBATORE	P	122.6	130.8	103.3	107.1	78.3	542.1	75	617.1
↓	124	107	ALVA'S COLLEGE, MOODUBIDIRE, KARNATAKA	P	128	123	108.1	118.3	120	597.4	17.6	615
↓	125	106	SHREE MEGHMANI PARIVAR & SHREE BHAILALBHAI A. PATEL (DETROJWALA) UMIYA ARTS & COMMERCE COLLEGE FOR GIRLS, AHMEDABAD	P	162.5	116.8	67	89.8	79.8	515.9	81.6	597.5
-	126	NP	ST AGNES COLLEGE (AUTONOMOUS), MANGALURU	P	132.5	94.7	78.8	73.5	84.6	464.1	114.3	578.4
↓	127	109	SONAPUR COLLEGE, SONAPUR	G	147.4	140.3	65	102.6	85.4	540.7	35.5	576.2
-	128	NP	A.P.C. MAHALAXMI COLLEGE FOR WOMEN, THOOTHUKUDI, TAMIL NADU	P	136.8	134.2	76.7	124.3	95	567	0	567
-	129	NP	MAR THOMA COLLEGE, THIRUVALLA, KERALA	P	178.1	99	93.2	129.5	64.5	564.3	0	564.3
↓	130	118	SRI KANYAKA PARAMESWARI ARTS & SCIENCE COLLEGE FOR WOMEN, CHENNAI	P	146.2	85.6	79.2	113.2	61.6	485.8	76.3	562.1
-	131	NP	WALCHAND COLLEGE OF ARTS & SCIENCE, SOLAPUR	P	145.7	112.1	62.5	18.2	60.1	398.6	158.3	556.9
↓	132	120	FURKATING COLLEGE, GOLAGHAT, ASSAM	G	143.4	119.3	79.6	70.5	73.8	486.6	68	554.6
↓	133	117	SURANA COLLEGE, BENGALURU	P	116.1	105.8	78.2	86.3	55.5	441.9	100.8	542.7
↓	134	114	FR AGNEL COLLEGE OF ARTS & COMMERCE, PILAR, GOA	P	150	124.4	79.2	112.1	76.8	542.5	0	542.5
↓	135	116	ICFAI UNIVERSITY NAGALAND, DIMAPUR	P	100	121.3	75.3	144.2	77.4	518.2	22.6	540.8

INDIA TODAY BEST COLLEGES 25 YEARS

ARTS — RANKS & SCORES OF COLLEGES

	OVERALL RANK 2021	OVERALL RANK 2020	COLLEGE & CITY	GOVT/ PVT (G/ P)	INTAKE QUALITY & GOVERNANCE	ACADEMIC EXCELLENCE	INFRASTRUCTURE & LIVING EXPERIENCE	PERSONALITY & LEADERSHIP DEVELOPMENT	CAREER PROGRESSION & PLACEMENT	OBJECTIVE SCORE	PERCEPTUAL SCORE	OVERALL SCORE
					250	250	150	200	150	1,000	1,000	2,000
–	136	NP	JANSEVA SHIKSHAN MANDAL'S SHANTARAMBHAU GHOLAP ARTS, SCIENCE & GOTIRAMBHAU PAWAR COMMERCE COLLEGE, THANE	P	113.2	108.4	45	39.5	63.3	369.4	171	540.4
–	137	NP	RAMA PG COLLEGE, LUCKNOW	P	109.4	35.6	60.2	57.3	44.4	306.9	232.5	539.4
↓	138	122	SILAPATHAR COLLEGE, SILAPATHAR, ASSAM	G	126.1	80.3	64.5	48.3	51.6	370.8	166.9	537.7
↓	139	119	NALLAMUTHU GOUNDER MAHALINGAM COLLEGE, COIMBATORE	P	141.2	118	81.7	92.3	79.8	513	0	513
–	140	NP	VELLALAR COLLEGE FOR WOMEN, ERODE, TAMIL NADU	P	157.7	110.7	95.7	35.6	111.2	510.9	0	510.9
–	141	NP	PARISHKAR COLLEGE OF GLOBAL EXCELLENCE, JAIPUR	P	93.3	123.3	52.9	117	88	474.5	27.6	502.1
–	142	NP	VELS INSTITUTE OF SCIENCE, TECHNOLOGY & ADVANCED STUDIES (VISTAS), CHENNAI	P	85.7	171.1	119.5	89.7	25.6	491.6	0	491.6
↓	143	121	DPM'S SHREE MALLIKARJUN & SHRI CHETAN MANJU DESAI COLLEGE, CANACONA, GOA	P	114.2	127.5	65.4	105.1	77.3	489.5	0	489.5
↓	144	125	BISHOP APPASAMY COLLEGE OF ARTS & SCIENCE, COIMBATORE	P	98	101.9	92.2	82.8	73.9	448.8	39.5	488.3
–	145	NP	GOVERNMENT COLLEGE OF ARTS, SCIENCE & COMMERCE, SANQUELIM, GOA	G	127.9	142.1	61.4	70.4	85.4	487.2	0	487.2
–	146	NP	GOVERNMENT COLLEGE OF ARTS, SCIENCE & COMMERCE, MARCELA, GOA	G	109.4	101.3	59.4	104.6	109.6	484.3	0	484.3
–	147	NP	ANNAI VIOLET ARTS & SCIENCE COLLEGE, CHENNAI	P	77.6	72.6	90.2	109.1	92	441.5	41.3	482.8
↓	148	124	CAUVERY COLLEGE, VIRAJPET	P	122.3	78.1	82.4	63.2	89	435	44.9	479.9
↓	149	123	SREE NARAYANA GURU COLLEGE, COIMBATORE	P	121.5	92.2	101.6	74.7	79	469	0	469
↓	150	131	BHAKTAVATSALAM MEMORIAL COLLEGE FOR WOMEN, CHENNAI	P	131.4	80.2	95.8	76.4	56.5	440.3	24.2	464.5
↓	151	126	BARNAGAR COLLEGE, SORBHOG, ASSAM	G	142.6	93.7	48.2	15.1	56.5	356.1	106.9	463
↓	152	128	K.S.R. COLLEGE OF ARTS & SCIENCE FOR WOMEN, NAMAKKAL, TAMIL NADU	P	95.5	66.3	106.4	60.1	79.8	408.1	52.1	460.2
↓	153	130	DON BOSCO COLLEGE, PANAJI, GOA	P	100.2	88.5	91.1	105.9	56.3	442	0	442
–	154	NP	THANTHAI HANS ROEVER COLLEGE (AUTONOMOUS), PERAMBALUR, TAMIL NADU	P	102.6	87.1	81.3	102.8	43.6	417.4	2.6	420
↓	155	127	JAGIROAD COLLEGE, JAGIROAD, ASSAM	G	135.7	104	62.1	49	66.2	417	0	417
–	156	NP	ABBAS KHAN COLLEGE FOR WOMEN, BENGALURU	P	119.5	77.1	62.7	41.3	101.4	402	0	402
↓	157	129	NAZARETH COLLEGE OF ARTS & SCIENCE, CHENNAI	P	118.7	80.2	84.8	41.7	66.9	392.3	0	392.3
–	158	NP	ABHAYAPURI COLLEGE, ABHAYAPURI, ASSAM	G	124.5	96.5	50.9	69.1	39	380	0	380
–	159	NP	GOA COLLEGE OF MUSIC, PANAJI	G	96.8	70.6	38.2	60.5	112.1	378.2	0	378.2
–	160	NP	SANT SOHIROBANATH AMBIYE, GOVERNMENT COLLEGE OF ARTS & COMMERCE, PERNEM, GOA	G	104.6	82.4	60.3	28	79.2	354.5	0	354.5
–	161	NP	SHRI DNYANESH MAHAVIDYALAYA, NAWARGAON, CHANDRAPUR, MAHARASHTRA	P	108.1	98.3	46.1	32.8	51.6	336.9	2.6	339.5
–	162	NP	BEBE NANAKI UNIVERSITY COLLEGE, MITHRA, KAPURTHALA, PUNJAB	G	96.9	93.3	40	45.1	16.9	292.2	0	292.2

INDIA TODAY BEST COLLEGES 25 YEARS

SCIENCE — RANKS & SCORES OF COLLEGES

	OVERALL RANK 2021	OVERALL RANK 2020	COLLEGE & CITY	GOVT/ PVT (G/ P)	INTAKE QUALITY & GOVERNANCE	ACADEMIC EXCELLENCE	INFRASTRUCTURE & LIVING EXPERIENCE	PERSONALITY & LEADERSHIP DEVELOPMENT	CAREER PROGRESSION & PLACEMENT	OBJECTIVE SCORE	PERCEPTUAL SCORE	OVERALL SCORE
					250	250	175	175	150	1,000	1,000	2,000
↔	1	1	HINDU COLLEGE, NEW DELHI	G	221.0	209.0	138.6	130.9	147.7	847.2	1000.0	1,847.2
↔	2	2	MIRANDA HOUSE, NEW DELHI	G	216.6	207.2	133.8	138.4	145.3	841.3	996.0	1,837.3
↔	3	3	ST STEPHEN'S COLLEGE, NEW DELHI	P	196.0	195.2	142.0	136.3	142.0	811.5	989.1	1,800.6
↔	4	4	MADRAS CHRISTIAN COLLEGE, CHENNAI	P	206.5	181.5	136.1	144.6	105.8	774.5	977.4	1,751.9
↑	5	6	HANSRAJ COLLEGE, NEW DELHI	G	215.1	182.8	110.5	113.5	127.9	749.8	991.4	1,741.2
↓	6	5	LOYOLA COLLEGE (AUTONOMOUS), CHENNAI	P	186.2	168.3	149.0	110.4	111.5	725.4	982.7	1,708.1
↔	7	7	DAULAT RAM COLLEGE, NEW DELHI	G	192.5	171.4	120.3	119.7	100.5	704.4	973.2	1,677.6
↔	8	8	STELLA MARIS COLLEGE (AUTONOMOUS), CHENNAI	P	198.0	164.0	124.7	131.4	110.1	728.2	940.8	1,669.0
-	9	NP	SRI VENKATESWARA COLLEGE, NEW DELHI	G	180.7	150.8	104.9	121.4	109.2	667.0	970.9	1,637.9
↑	10	11	DEEN DAYAL UPADHYAYA COLLEGE, NEW DELHI	G	171.9	164.1	114.8	111.0	118.9	680.7	956.3	1,637.0
↓	11	9	DEPARTMENT OF SCIENCES, CHRIST (DEEMED TO BE UNIVERSITY), BENGALURU	P	169.5	167.0	140.9	132.7	116.1	726.2	909.9	1,636.1
↑	12	14	GARGI COLLEGE, NEW DELHI	G	183.6	175.2	108.6	105.1	105.9	678.4	956.3	1,634.7
↓	13	10	LADY SHRI RAM COLLEGE FOR WOMEN, NEW DELHI	G	187.0	164.2	105.9	155.7	111.7	724.5	902.3	1,626.8
↓	14	13	ST JOSEPH'S COLLEGE (AUTONOMOUS), BENGALURU	P	188.4	169.0	104.8	109.5	111.4	683.1	938.3	1,621.4
↓	15	12	WOMEN'S CHRISTIAN COLLEGE, CHENNAI	P	189.5	177.0	113.2	126.0	93.5	699.2	918.7	1,617.9
↔	16	16	ATMA RAM SANATAN DHARMA (ARSD) COLLEGE, NEW DELHI	G	188.4	175.7	90.9	114.6	134.0	703.6	908.3	1,611.9
↔	17	17	RAMJAS COLLEGE, NEW DELHI	G	158.5	153.6	110.8	108.1	114.1	645.1	958.0	1,603.1
↔	18	18	SVKM'S MITHIBAI COLLEGE OF ARTS, CHAUHAN INSTITUTE OF SCIENCE & AMRUTBEN JIVANLAL COLLEGE OF COMMERCE & ECONOMICS (AUTONOMOUS), MUMBAI	P	183.8	147.1	94.3	104.7	116.8	646.7	954.0	1,600.7
↔	19	19	ACHARYA NARENDRA DEV COLLEGE, NEW DELHI	G	182.3	166.8	80.4	104.4	116.0	649.9	905.9	1,555.8
↑	20	22	MOUNT CARMEL COLLEGE (AUTONOMOUS), BENGALURU	P	168.0	152.6	112.2	108.8	101.3	642.9	893.0	1,535.9
↓	21	20	MAHARAJA AGRASEN COLLEGE, NEW DELHI	G	166.2	166.0	111.0	120.5	97.8	661.5	869.2	1,530.7
↑	22	24	SACRED HEART COLLEGE (AUTONOMOUS), THEVARA, KOCHI	P	191.0	156.2	134.8	136.3	83.7	702.0	824.6	1,526.6
↔	23	23	GOSWAMI GANESH DUTTA SANATAN DHARAMA COLLEGE, CHANDIGARH	P	167.6	171.0	123.9	105.5	95.1	663.1	839.5	1,502.6
↑	24	25	KRISTU JAYANTI COLLEGE, BENGALURU	P	154.8	168.9	142.6	102.2	99.6	668.1	828.2	1,496.3
↑	25	26	ST XAVIER'S COLLEGE (AUTONOMOUS), AHMEDABAD	P	186.8	133.6	119.4	82.2	113.7	635.7	860.2	1,495.9
↑	26	27	KISHINCHAND CHELLARAM COLLEGE, MUMBAI	P	175.5	157.3	91.4	121.5	108.4	654.1	840.2	1,494.3
↑	27	28	SOPHIA COLLEGE FOR WOMEN (AUTONOMOUS), MUMBAI	P	184.8	126.5	115.3	103.8	91.9	622.3	871.5	1,493.8
↑	28	29	B.K. BIRLA COLLEGE OF ARTS, SCIENCE & COMMERCE (AUTONOMOUS), KALYAN, MAHARASHTRA	P	179.5	167.4	105.0	120.3	97.8	670.0	820.1	1,490.1
↑	29	30	ST FRANCIS COLLEGE FOR WOMEN, HYDERABAD	P	179.2	124.9	87.8	116.0	89.8	597.7	881.6	1,479.3
↑	30	31	MEHR CHAND MAHAJAN DAV COLLEGE FOR WOMEN, CHANDIGARH	P	172.3	152.8	108.2	86.7	111.7	631.7	840.6	1,472.3
↑	31	32	SHIVAJI COLLEGE, NEW DELHI	G	177.9	135.2	102.9	89.0	105.3	610.3	828.2	1,438.5
↑	32	36	MAITREYI COLLEGE, NEW DELHI	G	167.6	171.0	106.1	120.6	85.1	650.4	760.2	1,410.6
↑	33	34	DAV COLLEGE, SECTOR 10, CHANDIGARH	P	165.5	137.7	119.2	76.4	94.7	593.5	813.4	1,406.9
↑	34	35	POST GRADUATE GOVERNMENT COLLEGE FOR GIRLS, CHANDIGARH	G	169.4	140.5	90.6	83.4	117.7	601.6	798.0	1,399.6
↓	35	33	VIMALA COLLEGE (AUTONOMOUS), THRISSUR, KERALA	P	178.8	161.5	97.3	116.2	95.5	649.3	729.8	1,379.1
↑	36	39	M.S. RAMAIAH COLLEGE OF ARTS, SCIENCE & COMMERCE, BENGALURU	P	139.3	151.9	119.5	87.1	91.3	589.1	788.8	1,377.9
↑	37	41	ANUGRAH NARAYAN COLLEGE, PATNA	G	175.4	156.4	82.7	81.9	118.0	614.4	755.5	1,369.9

Children's Education Society (R.) Estd:1974

THE OXFORD EDUCATIONAL INSTITUTIONS

CA Site No. 40, 1st Phase, JP Nagar, Bangalore - 560078, Karnataka, INDIA

Tel: 080 6175 4603 / 626 / 656 / 601 / 551 / 552 / 542 / 510 / 501

Email: adn@theoxford.edu | hsradmissions@theoxford.edu | managementoffice5409@gmail.com

www.theoxford.edu

SNVL. Narasimha Raju

President: Children's Education Society & Chairman:The Oxford Educational Institutions

nirf NATIONAL INSTITUTIONAL RANKING FRAMEWORK | NBA | NAAC | ARIIA ATAL RANKING OF INSTITUTIONS ON INNOVATION ACHIEVEMENTS | IAO International Accreditation Organization

Ranked "Top Engineering College" All India | Ranked "Top Dental College" All India | Ranked "Top Science College" All India | Ranked "Top Business Management" All India | Ranked "Top Arts College" All India

by -TIMES HE / THE WEEK / OUTLOOK / INDIA TODAY - SURVEY -2020

ADMISSION NOTICE 2021 – 22

All Courses are Recognised by the Govt. of Karnataka, Affiliated to Concerned Universities & Approved | Recognised by Apex Bodies

MBBS | MD | MS | BDS | MDS | BPT | MPT

B. Pharm | Pharm. D | Pharm. D (Post Baccalaureate) | M. Pharm | D. Pharm

B.Sc NURSING | DGNM | PC B.Sc NURSING | M.Sc NURSING | BHM | MTTM

BBA | B.Com | BCA | BA • Journalism • Psycology • Sociology • Economics • Optional English | MA Journalism and Mass Communication

MBA (BU & VTU) | M.Com | MCA 2 Years (BU & VTU) | MA English | MSW | B. Ed.

B.A. LL.B. 5 Years | B.B.A. LL.B. 5 Years | LL.B. 3 Years | D. E. Ed.

Affiliated to Karnataka State Law University & Approved by Bar Council of India, New Delhi

B. Sc • PMCs • EMCs • PME • SMCs • CZMb • CZBt • BcZMb • CGtBt • BcGtBt • BcGtMb • FAD

M. Sc • Biotechnology • Computer Science • Microbiology • Mathematics • Chemistry • BioChemistry • Electronics • Genetics • Physics • Statistics

BE CET CODE E078 COMEDK CODE E162 • Computer Science • Electrical & Electronics • Mechatronics • Mechanical • Artificial Intelligence & Machine Learning • Electronics & Comm. • Information Science • Civil • Biotechnology

B. Arch CET CODE E246 COMEDK CODE E167 | M. Tech CET CODE T882

B.Sc • Cardiac Care Tecnology • Perfusion Tecnology • Medical Lab Technology • Anaesthesia Tecnology • Renal Dialysis Tecnology • Respratory Care Tecnology • Imaging Tecnology • Operation Theatre Tecnology

PUC • PCMB • PCME • PCMCs • BEACs • SEBA • HEPS | DMLT | X-Ray Tech

DIPLOMA IN ENGG. • Computer Science • Electronics Instrumentation & Control • Electrical & Electronics • Automobile • Information Science • Mechanical • Civil • Mechatronics • Electronics & Comm. • Commercial Practice

THE OXFORD COLLEGE OF ENGINEERING
THE OXFORD DENTAL COLLEGE AND HOSPITAL
10th Milestone, Bommanahalli, Hosur Road, Bangalore - 68
Tel: 080-67754603/626/601/602, Fax: 080-25730501
Email: adn@theoxford.edu

THE OXFORD COLLEGE OF NURSING PHARMACY AND PHYSIOTHERAPHY
#6/9, 1st Cross, Begur Road, Hongasandra, Bangalore - 68
Tel: 080-67754603/626/601/602, Fax: 080-25730501
Email: adn@theoxford.edu

THE OXFORD COLLEGE OF SCIENCE, BUSINESS MANAGEMENT, ARTS AND LAW
#32, 19th Main, 17th B Cross, Sector IV, HSR Layout, Bangalore - 102 | Tel: 080-67754603/543/552
Email: hsradmissions@theoxford.edu

THE OXFORD MEDICAL COLLEGE, HOSPITAL AND RESEARCH CENTRE
Yadavanahalli, Attibele, Anekal Tk, Bangalore - 562107
Tel: 080-61854103/102/106, Fax: 080-61854106
Email: info@theoxford.edu

www.theoxford.edu

Sri. SNVL Narasimha Raju, President

INDIA TODAY BEST COLLEGES 25 YEARS

SCIENCE — RANKS & SCORES OF COLLEGES

	OVERALL RANK 2021	OVERALL RANK 2020	COLLEGE & CITY	GOVT/ PVT (G/ P)	INTAKE QUALITY & GOVERNANCE	ACADEMIC EXCELLENCE	INFRASTRUCTURE & LIVING EXPERIENCE	PERSONALITY & LEADERSHIP DEVELOPMENT	CAREER PROGRESSION & PLACEMENT	OBJECTIVE SCORE	PERCEPTUAL SCORE	OVERALL SCORE
					250	250	175	175	150	1,000	1,000	2,000
↓	38	37	RAMNARAIN RUIA AUTONOMOUS COLLEGE, MUMBAI	P	184.6	139.3	74.6	83.9	92.7	575.1	794.5	1,369.6
↑	39	44	PATNA WOMEN'S COLLEGE (AUTONOMOUS), PATNA	G	161.2	145.2	91.5	100.2	104.4	602.5	764.9	1,367.4
↔	40	40	MANIPAL SCHOOL OF LIFE SCIENCES, MANIPAL	P	135.6	179.8	136.7	123.0	80.2	655.3	690.9	1,346.2
↑	41	43	ISABELLA THOBURN COLLEGE, LUCKNOW	P	170.8	135.4	107.2	102.6	98.7	614.7	730.6	1,345.3
-	42	NP	KESHAV MAHAVIDYALAYA, NEW DELHI	G	150.4	89.6	93.2	78.2	119.8	531.2	804.7	1,335.9
↑	43	48	S.S. JAIN SUBODH P.G. COLLEGE (AUTONOMOUS), JAIPUR	P	182.7	153.6	83.5	65.1	104.0	588.9	746.5	1,335.4
-	44	NP	DESHBANDHU COLLEGE, NEW DELHI	G	162.5	158.8	79.7	63.1	81.0	545.1	786.3	1,331.4
↔	45	45	LAKSHMIBAI COLLEGE, NEW DELHI	G	145.8	158.8	117.3	86.7	109.5	618.1	708.1	1,326.2
↓	46	38	ST WILFRED'S PG COLLEGE, JAIPUR	P	116.3	164.8	125.0	88.3	108.7	603.1	716.1	1,319.2
↓	47	46	ST JOSEPH'S COLLEGE (AUTONOMOUS), TIRUCHIRAPPALLI, TAMIL NADU	P	183.1	158.0	103.6	95.2	94.6	634.5	683.7	1,318.2
↑	48	51	SRI RAMAKRISHNA COLLEGE OF ARTS & SCIENCE, COIMBATORE	P	159.5	168.6	115.5	107.6	69.1	620.3	678.8	1,299.1
-	49	NP	PSG COLLEGE OF ARTS & SCIENCE, COIMBATORE	P	166.5	145.2	116.8	61.0	94.1	583.6	714.0	1,297.6
↔	50	50	SCHOOL OF SCIENCES, JAIN (DEEMED TO BE UNIVERSITY), BENGALURU	P	131.6	154.1	86.7	77.5	109.6	559.5	734.8	1,294.3
↑	51	52	SRI RAMAKRISHNA MISSION VIDYALAYA COLLEGE OF ARTS & SCIENCE, COIMBATORE	P	144.9	162.4	116.2	127.7	74.6	625.8	665.6	1,291.4
↑	52	55	ST ALOYSIUS COLLEGE (AUTONOMOUS), MANGALURU	P	163.4	150.6	120.5	85.9	82.1	602.5	686.5	1,289.0
↑	53	54	ST ANN'S COLLEGE FOR WOMEN, HYDERABAD	P	164.1	144.0	83.9	102.0	99.5	593.5	688.0	1,281.5
↑	54	57	VIVEKANANDA COLLEGE, MADHYAMGRAM, KOLKATA	P	157.1	152.3	100.6	77.8	108.0	595.8	654.0	1,249.8
↑	55	58	K.J. SOMAIYA COLLEGE OF SCIENCE & COMMERCE (AUTONOMOUS), MUMBAI	P	166.1	112.1	79.0	83.4	91.4	532.0	707.9	1,239.9
↓	56	53	THE OXFORD COLLEGE OF SCIENCE, BENGALURU	P	131.5	145.7	112.1	112.4	92.1	593.8	642.3	1,236.1
↑	57	61	MAHARANI LAKSHMI AMMANNI COLLEGE FOR WOMEN (AUTONOMOUS), BENGALURU	P	149.2	137.2	90.4	105.8	90.4	573.0	658.5	1,231.5
↑	58	62	SRI KRISHNA ARTS & SCIENCE COLLEGE (AUTONOMOUS), COIMBATORE	P	139.0	146.0	111.3	107.3	99.8	603.4	628.0	1,231.4
↑	59	64	DR. N.G.P. ARTS & SCIENCE COLLEGE, COIMBATORE	P	131.3	153.4	105.3	95.2	104.7	589.9	614.6	1,204.5
-	60	NP	BHASKARACHARYA COLLEGE OF APPLIED SCIENCES, NEW DELHI	G	158.7	179.2	72.5	91.8	79.6	581.8	606.0	1,187.8
↑	61	65	M.G. SCIENCE INSTITUTE, AHMEDABAD	P	167.6	152.9	88.2	64.3	95.6	568.6	615.8	1,184.4
↑	62	68	ST JOSEPH'S DEGREE & PG COLLEGE, HYDERABAD	P	147.1	115.0	111.6	124.7	83.6	582.0	597.8	1,179.8
↔	63	63	J.D. BIRLA INSTITUTE, KOLKATA	P	137.8	132.1	94.8	86.9	87.7	539.3	621.8	1,161.1
↑	64	71	ST XAVIER'S COLLEGE (AUTONOMOUS), RANCHI	P	190.0	83.2	112.7	87.6	65.0	538.5	614.1	1,152.6
↑	65	67	V.O. CHIDAMBARAN COLLEGE, THOOTHUKKUDI, TN	P	182.3	159.6	121.0	103.3	75.7	641.9	501.1	1,143.0
↑	66	70	SRI DHARMASTHALA MANJUNATHESHWARA COLLEGE (AUTONOMOUS), UJIRE, KARNATAKA	P	160.1	123.5	122.6	87.7	91.9	585.8	548.3	1,134.1
↑	67	72	SRI RAMAKRISHNA COLLEGE OF ARTS AND SCIENCE FOR WOMEN, COIMBATORE	P	127.4	162.5	108.3	96.3	98.5	593.0	527.9	1,120.9
↑	68	75	AMITY INSTITUTE OF APPLIED SCIENCES, NOIDA	P	110.4	170.2	141.0	101.3	100.9	623.8	484.1	1,107.9
↔	69	69	ST MIRA'S COLLEGE FOR GIRLS, PUNE	P	135.1	115.7	94.9	87.7	91.5	524.9	580.2	1,105.1
↑	70	74	GURU NANAK COLLEGE (AUTONOMOUS), CHENNAI	P	154.6	138.1	117.9	85.5	88.0	584.1	517.6	1,101.7
↑	71	73	PODDAR INTERNATIONAL COLLEGE, JAIPUR	P	114.5	157.5	115.2	106.8	81.8	575.8	523.4	1,099.2
-	72	NP	AMITY SCHOOL OF APPLIED SCIENCES, GURUGRAM	P	109.2	197.8	142.6	104.1	86.7	640.4	439.8	1,080.2
-	73	NP	LADY BRABOURNE COLLEGE, KOLKATA	G	148.1	159.5	117.5	63.5	106.6	595.2	483.8	1,079.0

JSS SCIENCE AND TECHNOLOGY UNIVERSITY MYSURU

JSS Science and Technology University
Sri Jayachamarajendra College of Engineering
(a constituent college of JSS STU)

Accreditations & Recognitions

Admissions open for 2021-22

CET CODE
AIDED - E021
UNAIDED - E057
COMED-K E061

'Learn the Future Technologies here..'

NIRF Rank 132

CAREERS 360 Rating AAAA

IIRF - 2020 National Emerging Private university Rank 1

Outlook Ranking 2020 Emerging Private university Rank 2

EW Private Engineering Institutes Ranking 2020 State: Rank 3 National : Rank 9

COURSES OFFERED:

Undergraduate Programmes
- Biotechnology
- Civil Engineering
- Computer Science and Business Systems
- Computer Science and Engineering
- Construction Technology and Management
- Electronics and Communication Engineering
- Electrical and Electronics Engineering
- Electronics and Instrumentation Engineering
- Environmental Engineering
- Industrial and Production Engineering
- Information Science and Engineering
- Mechanical Engineering
- Polymer Science and Technology
- Bachelor of Computer Applications (BCA)

M.Sc
- Chemistry
- Mathematics

Research Programmes
- M.Sc. Engineering by research
- Ph.D. in all disciplines

Certification Programmes
- Certification course in Digital Marketing
- Certificate course in Quantity Surveying
- Certificate course in Facility Management

Postgraduate Programmes
- Automotive Electronics
- Industrial Electronics
- Industrial Structures
- Network & Internet Engineering
- Environmental Engineering
- Maintenance Engineering
- Computer Engineering
- Software Engineering
- Bio Medical Signal Processing & Instrumentation
- Energy System & Management
- Health Science & Water Engineering
- Material Science and Engineering
- Bio Technology
- Data Science
- Infrastructure Engineering and Management
- Polymer Science and Technology
- Master of Computer Applications

Management Programmes
- MBA (Marketing /HR /Finance)
- MBA (Corporate Finance)
- MBA (Retail Management)
- MBA (Digital Marketing)
- MBA (Executive Programme

TOYODA GOSEI · cfti · intuit · VALLES MARINERIS · MoU · Mercedes-Benz · UC RIVERSIDE · TATA CONSULTANCY SERVICES

Exceptional Placement Record

200+ Companies Visit the Campus
Highest Package 40 LPA
Average Package 11.5 LPA
800+ Job Offers
400+ Internship Offers

JSS Mahavidyapeetha
JSS Science and Technology University
Sri Jayachamarajendra College of Engineering
(a constituent college of JSS STU)
JSS Technical Institutions Campus, Mysuru - 570 006

+91 2548 293
+91 2548 285
office@jssstuniv.in
www.jssstuniv.in

	OVERALL RANK 2021	OVERALL RANK 2020	COLLEGE & CITY	GOVT/ PVT (G/ P)	INTAKE QUALITY & GOVERNANCE	ACADEMIC EXCELLENCE	INFRASTRUCTURE & LIVING EXPERIENCE	PERSONALITY & LEADERSHIP DEVELOPMENT	CAREER PROGRESSION & PLACEMENT	OBJECTIVE SCORE	PERCEPTUAL SCORE	OVERALL SCORE
					250	250	175	175	150	1,000	1,000	2,000
-	74	NP	ST JOSEPH'S COLLEGE (AUTONOMOUS), THRISSUR	P	158.8	171.2	111.1	130.0	74.5	645.6	392.0	1,037.6
↑	75	77	SCIENCE & LABORATORY EDUCATION & LIBRARY SCIENCE, IPS ACADEMY, INDORE	P	106.3	158.4	116.6	82.9	98.9	563.1	459.7	1,022.8
↔	76	76	BHARATA MATA COLLEGE, THRIKKAKARA, KOCHI	P	178.7	133.0	103.6	80.3	74.6	570.2	451.7	1,021.9
-	77	NP	ST JOSEPH'S COLLEGE (AUTONOMOUS), DEVAGIRI, KOZHIKODE	P	220.4	131.3	124.1	77.7	68.7	622.2	380.4	1,002.6
-	78	NP	ANDHRA LOYOLA COLLEGE (AUTONOMOUS), VIJAYAWADA	P	189.0	105.2	100.7	37.2	57.1	489.2	463.2	952.4
-	79	NP	ST THOMAS COLLEGE (AUTONOMOUS), THRISSUR	P	217.4	139.5	125.0	87.6	70.6	640.1	301.1	941.2
-	80	NP	ALL SAINTS' COLLEGE, THIRUVANANTHAPURAM	P	176.8	151.1	90.3	94.0	55.9	568.1	371.3	939.4
↔	81	81	KANYA MAHAVIDYALAYA (AUTONOMOUS), JALANDHAR	P	170.6	162.3	114.2	105.5	74.3	626.9	312.3	939.2
↑	82	85	KASTURBA GANDHI DEGREE & PG COLLEGE FOR WOMEN, SECUNDERABAD	P	156.6	118.4	91.7	80.7	77.9	525.3	410.0	935.3
↑	83	86	GOBI ARTS & SCIENCE COLLEGE (AUTONOMOUS), ERODE	P	164.7	136.1	108.8	75.8	77.8	563.2	370.6	933.8
↓	84	78	BAJAJ COLLEGE OF SCIENCE, WARDHA, MAHARASHTRA	P	138.6	135.8	89.7	91.7	85.4	541.2	391.9	933.1
↓	85	82	DAV COLLEGE, ABOHAR, PUNJAB	P	152.0	163.3	113.3	79.5	81.0	589.1	330.4	919.5
↑	86	90	DR. S.N.S. RAJALAKSHMI COLLEGE OF ARTS & SCIENCE (AUTONOMOUS), COIMBATORE	P	135.8	126.7	117.8	89.7	112.7	582.7	334.4	917.1
↓	87	80	DCT'S DHEMPE COLLEGE OF ARTS & SCIENCE, PANAJI	P	172.1	143.1	78.1	78.2	77.8	549.3	354.8	904.1
↓	88	87	BBK DAV COLLEGE FOR WOMEN, AMRITSAR	P	143.6	132.3	94.3	99.3	74.5	544.0	356.9	900.9
↑	89	91	ST XAVIER'S COLLEGE FOR WOMEN, ALUVA, KOCHI	P	163.0	137.9	113.4	112.1	71.4	597.8	295.8	893.6
↓	90	79	ST XAVIER'S COLLEGE, MAPUSA, GOA	P	149.1	129.5	70.2	98.2	72.8	519.8	372.8	892.6
↓	91	88	KONGU ARTS & SCIENCE COLLEGE (AUTONOMOUS), ERODE, TAMIL NADU	P	148.3	127.5	103.7	88.9	85.1	553.5	337.1	890.6
↓	92	83	BETHUNE COLLEGE, KOLKATA	G	190.8	141.0	82.2	81.8	103.6	599.4	285.4	884.8
↑	93	95	SHRIMATHI DEVKUNVAR NANALAL BHATT VAISHNAV COLLEGE FOR WOMEN, CHENNAI	P	168.9	133.4	103.4	81.8	103.7	591.2	256.1	847.3
↓	94	89	SARDAR PATEL MAHAVIDYALAYA, CHANDRAPUR	P	147.1	148.7	75.0	43.2	68.8	482.8	355.5	838.3
↓	95	94	GOVERNMENT COLLEGE (AUTONOMOUS), ANANTAPUR	G	155.6	146.6	93.0	83.8	99.1	578.1	253.5	831.6
-	96	NP	THIAGARAJAR COLLEGE, MADURAI	P	173.0	143.9	79.8	76.3	72.9	545.9	285.0	830.9
↓	97	92	MARIS STELLA COLLEGE (AUTONOMOUS), VIJAYAWADA	P	136.9	131.2	115.7	88.5	81.7	554.0	275.2	829.2
↓	98	93	SCHOOL OF LIFE & BASIC SCIENCES, JAIPUR NATIONAL UNIVERSITY, JAIPUR	P	129.2	154.5	119.3	126.5	81.7	611.2	213.3	824.5
↑	99	102	DAV CENTENARY COLLEGE, FARIDABAD	P	145.0	113.6	82.4	78.8	67.0	486.8	335.8	822.6
↓	100	97	ANNA ADARSH COLLEGE FOR WOMEN, CHENNAI	P	145.9	121.4	96.2	101.9	93.1	558.5	251.7	810.2
↓	101	96	DAV COLLEGE, HOSHIARPUR, PUNJAB	P	137.3	135.3	115.4	86.0	77.8	551.8	249.7	801.5
↓	102	98	SURANA COLLEGE, BENGALURU	P	150.4	126.2	115.2	77.9	70.6	540.3	261.1	801.4
↓	103	99	S.M. PATEL COLLEGE OF HOME SCIENCE, VALLABH VIDYANAGAR, GUJARAT	P	133.6	128.0	109.6	120.7	91.4	583.3	216.8	800.1
-	104	NP	WALCHAND COLLEGE OF ARTS & SCIENCE, SOLAPUR	P	144.8	146.5	79.6	21.4	77.8	470.1	317.1	787.2
↓	105	104	LOYOLA ACADEMY, SECUNDERABAD	P	139.3	105.1	114.6	84.7	101.4	545.1	238.4	783.5
↑	106	116	HINDUSTAN COLLEGE OF ARTS & SCIENCE, CHENNAI	P	119.0	138.0	102.5	73.8	74.3	507.6	275.7	783.3
↑	107	117	FACULTY OF SCIENCE, MIT WORLD PEACE UNIVERSITY, PUNE	P	118.7	120.5	101.5	78.5	74.0	493.2	278.3	771.5

Sri K V Shankara Gowda
Founder

People's Education Trust ®, Mandya

P.E.S. COLLEGE OF ENGINEERING

Mandya - 571401, Karnataka

Estd. in the year 1962, Aided by Govt. of Karnataka

(An autonomous institution Affiliated to Visvesvaraya Technological University, Belagavi)

Recognized by AICTE, Accredited by NBA under TIER-I and NAAC

Ph. 08232-220043,238683,238042-250 Fax: 08232-222075

Website: pesecemandya.org and pesce.ac.in

Sri. K S Vijay Anand
President, P.E.T.®

Dr R M Mahalinge Gowda
Principal

PESCE CET code: E023, E058 | PESCE COMEDK Code: E089

Six Programmes Accredited.

UG & PG Programmes Accredited.

National Institutional Ranking Framework-2020 Ministry of Education (MoE), Government of India

Atal Ranking of Institutions on Innovation Achievements (ARIIA) - 2020 Ministry of Education (MoE), Govt. of India Under Govt. / Aided colleges category

Permanent Affiliation by VTU 2024-25
Autonomy Extension by UGC 2023-24.

TEQIP Selected by World Bank & MHRD, Govt. of India for phase II & III.

Since 1962, the PESCE is efficiently managed by People's Education Trust (PET®), Mandya.

Institute Campus is empowered with;

- Ecofriendly Atmosphere with 62 acres of lush green campus.
- Well established independent infrastructure for all the academic programmes & library with-resources, Wi-Fi & Internet Facility..
- Affiliation to UoM, Mysore, (Formerly), Later to VTU Belagavi.
- AUTONOMOUS status since 2008 conferred by UGC.
- Academic MoU with Indian and Foreign Universities.
- Ministry of MSME approved Business Incubator
- Several Patents by Faculty & Students - Published/awarded.
- International standard - indoor and outdoor sports facilities.
- Academic & Professional Carrer support from Industries & Alumni.
- Scholorships to eligible students from National, state & Others.

Programmes under Autonomous:

The Institute offers eight UG, five PG, MCA and MBA programs and has Ph.D research center recognized by VTU and other universities with an intake of about 1250 per year, altogether.

Programmes Offered	Estd. during	UG	PG	Ph.D
Civil Engineering	1962	✓	✓	✓
Mechanical Engineering	1962	✓	✓	✓
Electrical & Electronics Engineering	1962	✓		✓
Electronics & Communication Engineering	1971	✓	✓	✓
Automobile Engineering	1980	✓		✓
Industrial & production Engineering	1980	✓		✓
Computer Science & Engineering	1983	✓	✓	✓
Master of Computer Science (MCA)	1992		✓	✓
Information Science & Engineering	2000	✓		✓
Master of Business Administration (MBA)	2009		✓	✓

Research Activities:

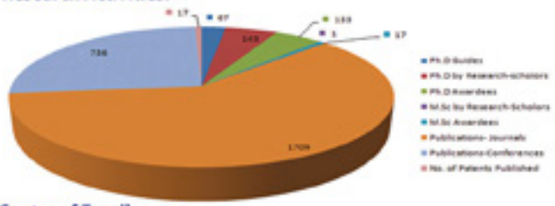

Centre of Excellence:

- Centre for Diagnostic Maintenance – Dept. of Mech. Engg.
- VLSI Design Lab – Dept. of Electronics & Communication Engg.
- Medical Image Processing Lab – Dept. of ECE.
- High Voltage Insulation Lab – Dept. of EEE.
- Centre for Alternate Energy Resource – (CAER)
- Internet of Things lab - Dept. of Computer Science & Engg.
- Network forensics lab - Dept. of Information Science & Engg.

Infrastructure:

Admin block, Placement cell, Deaprtment of - MBA, CS, EEE, Civil, MCA, Mechanical, IS, Automobile, ECE, Boys Hostel, Sports facilities.

Co-curricular Activities:

Sports Facilities:

Cricket stadium, Swimming pool, Gym, Basketball, Tennis, Volleyball, Kabaddi, Indoor stadium & Football field

Training and Placement: Our recruiters

	OVERALL RANK 2021	OVERALL RANK 2020	COLLEGE & CITY	GOVT/ PVT (G/ P)	INTAKE QUALITY & GOVERNANCE	ACADEMIC EXCELLENCE	INFRASTRUCTURE & LIVING EXPERIENCE	PERSONALITY & LEADERSHIP DEVELOPMENT	CAREER PROGRESSION & PLACEMENT	OBJECTIVE SCORE	PERCEPTUAL SCORE	OVERALL SCORE
					250	250	175	175	150	1,000	1,000	2,000
-	108	NP	SRI DURGA MALLESWARA SIDDHARTHA MAHILA KALASALA, VIJAYAWADA	P	136.3	64.2	83.6	50.9	66.0	401.0	367.0	768.0
↓	109	103	RATHINAM COLLEGE OF ARTS & SCIENCE, COIMBATORE	P	122.5	144.7	126.6	113.5	95.5	602.8	158.0	760.8
-	110	NP	LADY DOAK COLLEGE, MADURAI	P	133.9	126.5	106.0	99.2	94.5	560.1	200.3	760.4
↓	111	100	NATUBHAI V. PATEL COLLEGE OF PURE & APPLIED SCIENCES, VALLABH VIDYANAGAR, GUJARAT	P	108.2	148.4	108.2	85.2	86.1	536.1	222.0	758.1
↓	112	106	INDIRA COLLEGE OF COMMERCE & SCIENCE, PUNE	P	129.4	107.7	84.0	75.4	79.1	475.6	281.4	757.0
-	113	NP	BHAVAN'S VIVEKANANDA COLLEGE OF SCIENCE, HUMANITIES & COMMERCE, HYDERABAD	P	133.8	114.9	75.3	91.3	73.0	488.3	267.3	755.6
-	114	NP	P.S.G.R. KRISHNAMMAL COLLEGE FOR WOMEN, COIMBATORE	P	190.6	164.1	102.3	76.5	101.7	635.2	116.8	752.0
↓	115	107	JNAN VIKAS MANDAL'S, MOHANLAL RAICHAND MEHTA COLLEGE OF COMMERCE, DIWALIMAA COLLEGE OF SCIENCE, AMRITLAL RAICHAND MEHTA COLLEGE OF ARTS, DR. R.T. DOSHI COLLEGE OF COMPUTER SCIENCE, NAVI MUMBAI	P	161.7	115.5	107.5	94.6	61.1	540.4	209.5	749.9
↓	116	105	SHRI SHANKARLAL SUNDARBAI SHASUN JAIN COLLEGE FOR WOMEN, CHENNAI	P	122.1	116.6	89.8	107.8	85.0	521.3	226.9	748.2
↓	117	101	NALLAMUTHU GOUNDER MAHALINGAM COLLEGE, COIMBATORE	P	170.3	123.0	111.6	87.8	87.4	580.1	167.5	747.6
-	118	NP	ST ALOYSIUS COLLEGE (AUTONOMOUS), JABALPUR, MP	P	180.1	122.8	94.9	98.3	107.8	603.9	140.2	744.1
-	119	NP	HINDUSTHAN COLLEGE OF ARTS & SCIENCE, COIMBATORE	P	134.8	165.2	148.3	100.4	62.6	611.3	128.5	739.8
-	120	NP	SCHOOL OF SCIENCES, GARDEN CITY UNIVERSITY, BENGALURU	P	88.6	161.9	130.1	84.4	101.6	566.6	171.4	738.0
↓	121	120	ACHARYA INSTITUTE OF GRADUATE STUDIES, BENGALURU	P	92.1	139.0	120.6	88.1	38.9	478.7	258.5	737.2
-	122	NP	AMITY INSTITUTE OF BIOTECHNOLOGY, RAIPUR	P	87.1	166.3	141.5	131.4	73.4	599.7	131.7	731.4
-	123	NP	VELLALAR COLLEGE FOR WOMEN (AUTONOMOUS), ERODE, TAMIL NADU	P	169.3	118.8	87.3	53.0	81.8	510.2	218.1	728.3
-	124	NP	FAROOK COLLEGE (AUTONOMOUS), KOZHIKODE, KERALA	P	186.2	134.5	137.4	74.7	70.8	603.6	124.4	728.0
↓	125	109	JSS ACADEMY OF HIGHER EDUCATION & RESEARCH, MYSURU	P	124.1	145.4	104.9	91.8	76.4	542.6	184.8	727.4
-	126	NP	FACULTY OF SCIENCES, IIS (DEEMED TO BE UNIVERSITY), JAIPUR	P	149.2	179.7	130.6	108.0	70.9	638.4	84.0	722.4
-	127	NP	SANATAN DHARMA COLLEGE, AMBALA CANTT, HARYANA	P	113.7	66.3	31.2	63.7	62.2	337.1	382.2	719.3
↑	128	133	ST PIOUS X DEGREE AND PG COLLEGE FOR WOMEN, HYDERABAD	P	147.2	125.0	99.0	83.5	79.1	533.8	179.6	713.4
↓	129	119	MIT ARTS, COMMERCE & SCIENCE COLLEGE, PUNE	P	104.3	125.6	106.5	88.3	76.8	501.5	210.6	712.1
↓	130	110	PRAMUKH SWAMI SCIENCE & H.D. PATEL ARTS COLLEGE, KADI, GUJARAT	P	161.9	154.1	130.5	81.6	96.1	624.2	85.2	709.4
↓	131	113	SACRED HEART COLL. (AUTONOMOUS), TIRUPATTUR, TN	P	170.5	134.9	116.8	88.2	71.2	581.6	126.9	708.5
-	132	NP	AMITY INSTITUTE OF BIOTECHNOLOGY, LUCKNOW	P	97.4	175.8	142.4	13.0	89.8	518.4	187.7	706.1
↓	133	115	MUTHAYAMMAL COLLEGE OF ARTS & SCIENCE, NAMAKKAL, TAMIL NADU	P	122.1	142.7	115.9	122.0	88.9	591.6	113.0	704.6
↓	134	114	CHEVALIER T. THOMAS ELIZABETH COLLEGE FOR WOMEN, CHENNAI	P	122.3	119.7	99.5	97.5	71.8	510.8	192.8	703.6
↓	135	121	KOVAI KALAIMAGAL COLLEGE OF ARTS & SCIENCE, COIMBATORE	P	107.3	127.5	135.5	116.7	78.7	565.7	129.5	695.2
↓	136	118	DNYANPRASSARAK MANDAL'S COLLEGE & RESEARCH CENTRE, MAPUSA, GOA	P	142.1	155.1	122.8	107.9	60.1	588.0	104.2	692.2
-	137	NP	SHRI NEHRU MAHAVIDYALAYA COLLEGE OF ARTS & SCIENCE, COIMBATORE	P	112.2	93.4	122.3	126.8	86.0	540.7	150.0	690.7
-	138	NP	SHRI DNYANESH MAHAVIDYALAYA, NAWARGAON, CHANDRAPUR, MAHARASHTRA	P	104.4	108.4	62.5	23.4	104.9	403.6	278.4	682.0
↓	139	123	SRI KANYAKA PARAMESWARI ARTS & SCIENCE COLLEGE FOR WOMEN, CHENNAI	P	123.3	125.0	90.8	122.2	87.2	548.5	131.6	680.1
-	140	NP	BHARATIYA VIDYA BHAVAN'S M.M. COLLEGE OF ARTS, N.M. INSTITUTE OF SCIENCE & H.R.J. COLLEGE OF COMMERCE, MUMBAI	P	179.1	110.8	106.7	48.8	26.2	471.6	205.4	677.0
↓	141	134	PATRICIAN COLLEGE OF ARTS & SCIENCE, CHENNAI	P	130.1	76.3	101.9	78.8	74.2	461.3	207.7	669.0
-	142	NP	A.P.C. MAHALAXMI COLLEGE FOR WOMEN, THOOTHUKUDI, TAMIL NADU	P	154.5	156.4	88.2	100.9	107.0	607.0	60.5	667.5
↓	143	127	INDIAN INSTITUTE OF MANAGEMENT & COMMERCE, HYDERABAD	P	121.4	109.3	91.3	121.4	76.1	519.5	147.0	666.5
↓	144	129	AVANTHI DEGREE & PG COLLEGE, HYDERABAD	P	126.5	139.2	80.7	88.9	103.2	538.5	120.3	658.8
↓	145	143	JAGDISH CHANDRA DAV COLLEGE, DASUYA, PUNJAB	P	118.8	112.7	90.1	55.2	70.2	447.0	204.8	651.8
-	146	NP	JANSEVA SHIKSHAN MANDAL'S SHANTARAMBHAU GHOLAP ARTS, SCIENCE & GOTIRAMBHAU PAWAR COMMERCE COLLEGE, THANE	P	108.6	91.7	64.6	21.6	53.5	340.0	304.6	644.6
-	147	NP	ADITYA DEGREE COLLEGE, KAKINADA, ANDHRA PRADESH	P	85.7	42.2	48.6	34.3	73.6	284.4	354.7	639.1
-	148	NP	VELS INSTITUTE OF SCIENCE, TECHNOLOGY & ADVANCED STUDIES (VISTAS), CHENNAI	P	87.5	196.2	120.3	94.8	80.6	579.4	57.0	636.4
↓	149	132	JAGIROAD COLLEGE, MORIGAON, ASSAM	G	150.4	115.7	105.9	102.0	66.5	540.5	93.2	633.7
-	150	NP	GOVERNMENT COLLEGE OF ARTS, SCIENCE & COMMERCE, MARCELA, GOA	G	151.2	151.7	92.2	86.9	93.4	575.4	55.3	630.7
↓	151	130	ANANDARAM DHEKIAL PHOOKAN COLLEGE, NAGAON	G	154.6	156.5	80.7	55.3	91.1	538.2	86.0	624.2
-	152	NP	ABHAYAPURI COLLEGE, ABHAYAPURI, ASSAM	G	147.8	109.5	88.8	86.6	17.0	449.7	168.2	617.9
-	153	NP	MARTIN LUTHER CHRISTIAN UNIVERSITY, SHILLONG	P	51.0	124.3	62.3	25.5	33.0	296.1	307.3	603.4
↓	154	126	SONOPANT DANDEKAR SHIKSHAN MANDALI'S S.D. ARTS, V.S. APTE COMMERCE, M.H. MEHTA SCIENCE COLLEGE, PALGHAR, MAHARASHTRA	P	158.1	141.2	85.2	73.5	74.1	532.1	64.9	597.0
↓	155	128	DR R.V. ARTS & SCIENCE COLLEGE, COIMBATORE	P	98.6	107.7	99.6	78.8	82.0	466.7	124.1	590.8
-	156	NP	YASHWANTRAO MOHITE COLLEGE OF ARTS, SCIENCE & COMMERCE, PUNE	P	156.8	125.1	83.9	32.4	36.9	435.1	152.3	587.4
-	157	NP	MAR THOMA COLLEGE, THIRUVALLA, KERALA	P	158.5	131.3	114.2	85.2	74.6	563.8	21.5	585.3
-	158	NP	CAREER COLLEGE, BHOPAL	P	145.1	132.4	105.6	96.0	105.9	585.0	0.0	585.0
-	159	NP	SRI KRISHNA ADITHYA COLLEGE OF ARTS & SCIENCE, COIMBATORE	P	106.1	110.2	134.2	125.0	101.5	577.0	0.0	577.0
-	160	NP	PARISHKAR COLLEGE OF GLOBAL EXCELLENCE, JAIPUR	P	88.4	105.0	62.7	63.8	83.1	403.0	172.5	575.5
-	161	NP	KESHAV MEMORIAL INSTITUTE OF COMMERCE & SCIENCES, HYDERABAD	P	83.9	109.0	86.5	66.0	56.8	402.2	170.0	572.2
↓	162	136	BHAKTAVATSALAM MEMORIAL COLLEGE FOR WOMEN, CHENNAI	P	128.3	108.0	97.3	65.4	90.4	489.4	72.5	561.9
-	163	NP	UTTARANCHAL INSTITUTE OF MANAGEMENT, DEHRADUN	P	54.0	132.2	140.1	96.4	110.3	533.0	0.0	533.0
-	164	NP	GOVERNMENT COLLEGE OF ARTS, SCIENCE & COMMERCE, SANQUELIM, GOA	G	126.7	98.7	87.7	62.6	80.5	456.2	76.6	532.8

SCIENCE — RANKS & SCORES OF COLLEGES

	OVERALL RANK 2021	OVERALL RANK 2020	COLLEGE & CITY	GOVT/ PVT (G/P)	INTAKE QUALITY & GOVERNANCE	ACADEMIC EXCELLENCE	INFRASTRUCTURE & LIVING EXPERIENCE	PERSONALITY & LEADERSHIP DEVELOPMENT	CAREER PROGRESSION & PLACEMENT	OBJECTIVE SCORE	PERCEPTUAL SCORE	OVERALL SCORE
					250	250	175	175	150	1,000	1,000	2,000
↓	165	142	MMK AND SDM MAHILA MAHAVIDYALAYA, MYSURU	P	108.7	114.4	92.6	64.7	54.7	435.1	91.5	526.6
-	166	NP	CAUVERY COLLEGE, GONIKOPPAL, KARNATAKA	P	122.7	55.3	112.4	91.0	39.0	420.4	81.4	501.8
-	167	NP	THIRUTHANGAL NADAR COLLEGE, CHENNAI	P	118.9	94.3	109.6	59.8	116.2	498.8	0.0	498.8
↓	168	137	SREE NARAYANA GURU COLLEGE, COIMBATORE	P	102.5	125.3	106.3	90.3	74.1	498.5	0.0	498.5
↓	169	144	NAZARETH COLLEGE OF ARTS & SCIENCE, CHENNAI	P	116.3	111.1	102.1	69.2	64.5	463.2	35.1	498.3
-	170	NP	DR G.Y. PATHRIKAR COLLEGE OF COMPUTER SCIENCE & INFORMATION TECHNOLOGY, MGM UNIVERSITY, AURANGABAD	P	92.8	74.4	108.1	76.7	70.5	422.5	68.5	491.0
↓	171	141	K.S.R. COLLEGE OF ARTS & SCIENCE FOR WOMEN, TIRUCHENGODE, TAMIL NADU	P	95.1	91.2	105.8	78.1	73.4	443.6	47.2	490.8
↓	172	140	VEL TECH RANGA SANKU ARTS COLLEGE, CHENNAI	P	100.0	101.2	122.9	97.7	59.9	481.7	2.9	484.6
↓	173	139	MEHSANA URBAN INSTITUTE OF SCIENCES, MEHSANA	P	85.0	162.0	87.5	52.0	89.2	475.7	5.8	481.5
-	174	NP	MICHAEL JOB COLLEGE OF ARTS & SCIENCE FOR WOMEN, COIMBATORE	P	89.0	92.1	97.8	80.9	100.2	460.0	0.0	460.0
-	175	NP	THANTHAI HANS ROEVER COLLEGE (AUTONOMOUS), PERAMBALUR, TAMIL NADU	P	97.2	84.7	86.5	59.5	74.0	401.9	29.5	431.4
-	176	NP	ANNAI VIOLET ARTS & SCIENCE COLLEGE, CHENNAI	P	60.3	47.2	71.6	37.0	18.2	234.3	140.9	375.2
-	177	NP	SHREE CHANDRAPRABHU JAIN COLLEGE, MINJUR, TN	P	65.4	61.3	64.2	37.7	83.5	312.1	0.0	312.1
-	178	NP	BEBE NANAKI UNIVERSITY COLLEGE, MITHRA, KAPURTHALA, PUNJAB	G	37.9	49.2	60.9	52.6	80.5	281.1	16.8	297.9

COMMERCE

	OVERALL RANK 2021	OVERALL RANK 2020	COLLEGE & CITY	GOVT/ PVT (G/P)	INTAKE QUALITY & GOVERNANCE	ACADEMIC EXCELLENCE	INFRASTRUCTURE & LIVING EXPERIENCE	PERSONALITY & LEADERSHIP DEVELOPMENT	CAREER PROGRESSION & PLACEMENT	OBJECTIVE SCORE	PERCEPTUAL SCORE	OVERALL SCORE
					225	250	150	175	200	1,000	1,000	2,000
↔	1	1	SHRI RAM COLLEGE OF COMMERCE (SRCC), NEW DELHI	G	191.3	199.8	132.7	157.9	181.3	863.0	1,000.0	1,863.0
↔	2	2	HINDU COLLEGE, NEW DELHI	G	189.8	192.4	133.6	147.5	190.6	853.9	996.1	1,850.0
↔	3	3	LADY SHRI RAM COLLEGE FOR WOMEN, NEW DELHI	G	190.4	180.9	128.4	157.1	169.1	825.9	981.9	1,807.8
↔	4	4	HANSRAJ COLLEGE, NEW DELHI	G	200.0	172.2	110.5	143.4	170.6	796.7	992.5	1,789.2
↔	5	5	LOYOLA COLLEGE (AUTONOMOUS), CHENNAI	P	185.2	170.2	114.4	127.4	144.4	741.6	989.3	1,730.9
↑	6	7	DEPARTMENT OF COMMERCE, CHRIST (DEEMED TO BE UNIVERSITY), BENGALURU	P	151.6	170.0	118.5	139.3	144.4	723.8	976.2	1,700.0
↑	7	8	RAMJAS COLLEGE, NEW DELHI	G	155.4	173.4	111.9	119.9	142.7	703.3	975.8	1,679.1
↓	8	6	MADRAS CHRISTIAN COLLEGE (AUTONOMOUS), CHENNAI	P	185.3	164.3	119.5	109.4	135.3	713.8	959.3	1,673.1
↔	9	9	SVKM'S NARSEE MONJEE COLLEGE OF COMMERCE AND ECONOMICS, MUMBAI	P	175.4	152.4	80.6	114.6	163.4	686.4	970.5	1,656.9
↔	10	10	SVKM'S MITHIBAI COLLEGE OF ARTS, CHAUHAN INSTITUTE OF SCIENCE & AMRUTBEN JIVANLAL COLLEGE OF COMMERCE & ECONOMICS (AUTONOMOUS), MUMBAI	P	173.3	148.0	106.2	102.4	156.8	686.7	958.1	1,644.8

Bharthari Mahanand lives in Chhota Khemda, a small village in Mahasamund district of Chhattisgarh. His family occupation is farming, but he persuaded his mother Sonia Bai Mahanand to allow him to cultivate Bach in 1.25 acres of land. Following suit, Loknath, dongargaon resident also started cultivating Bach and Ashwagandha in 2.25 acres. Not only Mahanand and Loknath but there are many other farmers in Kawardha, Mahasamund, Kondagaon, Jagdalpur, who have started cultivating medicinal plants like Kulanjan Satawar, Tulsi, Ashwagandha, Stevia and Sarpagandha.

Incidentally, Chhattisgarh has got the third largest forest area in the country with 44 percent of the total geographical area under forest cover. Around 3000 species of medicinal plants are found in the forests of Chhattisgarh. There are about 1525 species of medicinal

> "The tribal families and traditional healers living in the forest areas of the state have tremendous knowledge about many of the medicinal plants and herbs, Therefore initiatives are being taken by the government to systematically accumulate and document this traditional knowledge."
>
> HON'BLE MR. BHUPESH BAGHEL
> (Chief minister CG Govt.)

plants are surveyed so far, out of which 174 species are cultivated. Among these, the demand for about 20 medicinal plants is very high in the pharmaceutical market. Until now the plants with medicinal properties, were being collected from the forest. However, the state government, under the leadership of Chief Minister Bhupesh Baghel, realized immense potential for development in this area.

Chief Minister Bhupesh Baghel, who is committed to the all-round development of this state, says there is enormous potential for the cultivation of medicinal plants. The tribal families and traditional healers living in the forest areas of the state have tremendous knowledge about many of the medicinal plants and herbs, Therefore initatives are being taken by the government to systematically accumulate and document this traditional knowledge."

Chief Minister Baghel says, "The Chhattisgarh Tribal local Health Tradition & Medicinal Plant Board has been reconstituted by the state government to promote traditional medical knowledge. Furthermore, sincere efforts have also been made to develop the traditional medical system through this initiative. There are plans to run a hospital exclusively by traditional healers in the state capital Raipur, which will be inaugurated shortly."

In an attempt to promote the traditional medicinal knowledge and increase awareness towards development of medicinal plants, a budget of Rs 10 crore has been approved for the Tribal, Local Health Tradition and Medicinal plant Board in the year 2021-22. Under the Home Herbal Garden Scheme, the Board has prepared and distributed medicinal plants free of cost to the farmers in 20 districts by the Traditional Vaidya Sargh and other communities. Ashwagandha, Tulsi, Stevia, Sarpagandha, Aloe vera, Bach, and Satavar have been cultivated in 225 acres by 91 farmers in 29 villages under cultivation work by Chhattisgarh Tribal, Local Health Tradition, and Medicinal Plant Board in the year 2020-21. The systematic farming of medicinal plants has definitely increased the income of the farmers.

Chief Minister Baghel asserts, "Government is making all possible efforts to increase the income of farmers. Along with promoting the cultivation of medicinal plants, all possible support is being given to farmers and about Rs 3 crores being spent for processing and value addition of medicinal plants. By setting up small processing plants on pilot scale(Bach Polishing Machine, Shatavari Peeling Machine) in Khemda Cluster, which will be operational shortly, people associated with the cultivation of medicinal plants will not only get employment in and around their own village but they will also, be able to increase their income.

In this phase of the coronavirus pandemic, the people are going back to Ayurveda, believing that the traditional treatment method would boost their immunity and thereby protect them from coronavirus. In such a torrid time, the demand for medicinal plants has also increased substantially. Hence, the price of these medicinal plants has also increased. Therefore, the farmers are being encouraged to go for other medicinal crops also, along with paddy, through the farming of Amla, Ashok, Jamun, Bael, and other timber species and medicinal plants under the Chief Minister's Tree Plantation Promotion Scheme.

Incidentally, during the pandemics, the demand for medicinal plants has increased tremendously. A study by Goldstein Market Intelligence estimates that the global herbal medicine market will grow at a CAGR of 6.8 percent by 2030. At the same time, according to the study by Hexa Research, the revenue of the extract production sector which was $27.1 billion in 2016 is expected to reach $ 44.6 billion by 2024. In the context of India, the I.B.E.F. study says that the medicinal plant market in the country was 4.2 billion in 2019 and it is likely to go up to $ 14 billion by 2026 with the possibility of growing at a CAGR of 38.5 percent.

In the light of the above statistics, Chhattisgarh Forest Minister Mohammad Akbar says, "Chhattisgarh has a long tradition of conventional medicine and health. In the current scenario of pandemics, the state has gigantic potential for the cultivation of medicinal plants. In terms of usage, the state and the people have got a lot from it. It will be of great benefit." Medicinal plants are widely used in various Indian systems of medicine like Ayurveda, Siddha, Unani and Homeopathy.

According to J.A.C.S. Rao, CEO, Medicinal Plants Board, "We should leverage the power of the herbal market to benefit our farmers as there is a huge demand for medicinal plants in the domestic and international market. The state is endowed with a wide variety of soils and climates. Farmers should also be encouraged to cultivate medicinal plants because they will get more benefits with less input. There are around 15 lakh traditional Vaidyas or traditional healers in the country. Their demand will have to be met regularly.

Balkrishna Pathak, chairman of the Medicinal Plant Board says, "Profit of Rs 30,000 to Rs 1, 00,000 per acre is anticipated in the farming of medicinal plants. The cropping period is from 5 months to 12 months. While some crops like Sarpagandha, Bada Anantmul may fetch Rs 08 to 10 lakhs in one acre in 18 months period, he further says.

Some of the medicinal plants have been cultivated in the state. However, most of the other products are still collected from the forest. Right now the names of medicines prepared from different forest products are local. Therefore, it is indeed a kind of a challenge to maintain the statistics of their business in terms of the national or international market. Moreover, the supply chain of these herbal medicines is also not quite satisfactory, and managing the existing resources, is also a difficult proposition at the moment. "So we have designed a strategy to strengthen the resource base of medicinal plants," says Rao. In fact, the Global Herbal market is a unique platform for supplying the medicinal forest produces, for, a number of unique flora are found in this state, such as Rasna (Dhamtari), Glory lily (all over the state), Sarpagandha(Bastar), Dhoodhmogra (Raigarh,Jashpur), Junglee Jamalgota (Bastar), Dahiman (Baloda bazar) are the natural wealth of Chhattisgarh.

Medicinal Plants Board in the state has taken many steps for developing the cultivation of medicinal plants and herbs. For example, intensive sowing and plantation campaign has been taken up for cultivating high demand medicinal plants, in 12 forest divisions. Around 15 lakh saplings of Satavar, Anantmool, Hathjod, Gunja, Giloy, Kalmegh have been planted. Intensive cultivation of Stevia, Sarpagandha, Aloe vera, Bach, Satavar, Ashwagandha, Tulsi, etc. has been started in cluster method, on the lands of farmers.

Apart from this, the Medicinal plant board has also developed a gene bank of quality germplasm having a unique chemical structure. Due to the favorable climate, the Board has also started the plantation of saplings like Bada Anantmool (Decalepis) for the first time in the state as they are in high demand and high income yielding. The Board has started creating awareness among the people through herbal gardens.

Last but not the least, C.I.M.A.P. (Lucknow, Bengaluru, Hyderabad), I.I.I.M. (Jammu), D. M. A. P. R. (Anand), and local universities have been consulted to maintain the quality in the farming and other related technologies regarding medicinal plants and herbs. The experts from these premier institutions would share their knowledge for the furtherance of the farming of medicinal plants and herbs.

LIST OF APPROVED MEDICINAL PLANTS FOR CULTIVATIONAL PURPOSE

Rain –fed species	Tulsi, Tukmaria, Kalmegh, Bhui Amla, Giloy
Irrigation based species	Satawari. Stevia, Sarpagandha, Akarkara, Kasun, Bada Anantmool
Species for marshland	Bach, Brahmi, Bhringraj, Mandukaparni
Species for Orchards	Gudmar, Kalmegh, Sarpagandha, Satawari, Giloy, Hadjod
Augmentation in forests	Gunja, Bach, Kulanjan, Brahmi, Safed Musli, Kali Musli, Satawari, Sarpagandha, Giloy, Hadjod, Babchi, Baibidang

INDIA TODAY BEST COLLEGES 25 YEARS

COMMERCE — RANKS & SCORES OF COLLEGES

	OVERALL RANK 2021	OVERALL RANK 2020	COLLEGE & CITY	GOVT/ PVT (G/P)	INTAKE QUALITY & GOVERNANCE	ACADEMIC EXCELLENCE	INFRASTRUCTURE & LIVING EXPERIENCE	PERSONALITY & LEADERSHIP DEVELOPMENT	CAREER PROGRESSION & PLACEMENT	OBJECTIVE SCORE	PERCEPTUAL SCORE	OVERALL SCORE
					225	250	150	175	200	1,000	1,000	2,000
↑	11	12	ATMA RAM SANATAN DHARMA COLLEGE, NEW DELHI	G	167.0	165.2	99.0	128.0	137.0	696.2	944.9	1,641.1
↓	12	11	ST JOSEPH'S COLLEGE OF COMMERCE (AUTONOMOUS), BENGALURU	P	152.1	168.7	86.8	152.8	141.7	702.1	932.8	1,634.9
↔	13	13	DAULAT RAM COLLEGE, NEW DELHI	G	178.5	162.7	79.3	129.7	152.2	702.4	929.6	1,632.0
↔	14	14	GARGI COLLEGE, NEW DELHI	G	182.1	149.1	96.2	129.8	145.0	702.2	923.2	1,625.4
-	15	NP	SRI VENKATESWARA COLLEGE, NEW DELHI	G	174.4	124.9	96.3	124.3	151.5	671.4	945.5	1,616.9
↑	16	17	DEEN DAYAL UPADHYAYA COLLEGE, NEW DELHI	G	165.3	136.7	109.5	116.8	150.6	678.9	902.4	1,581.3
↓	17	16	STELLA MARIS COLLEGE (AUTONOMOUS), CHENNAI	P	164.4	145.1	104.8	126.1	132.5	672.9	905.7	1,578.6
↔	18	18	K.J. SOMAIYA COLLEGE OF ARTS & COMMERCE (AUTONOMOUS), MUMBAI	P	165.3	140.5	83.5	117.4	132.2	638.9	922.2	1,561.1
↔	19	19	KRISTU JAYANTI COLLEGE, BENGALURU	P	138.8	178.5	113.5	122.4	132.7	685.9	866.1	1,552.0
↔	20	20	MOUNT CARMEL COLLEGE (AUTONOMOUS), BENGALURU	P	145.4	141.5	106.3	101.2	137.2	631.6	919.6	1,551.2
↔	21	21	KISHINCHAND CHELLARAM COLLEGE, MUMBAI	P	166.9	160.7	82.6	123.8	122.5	656.5	884.3	1,540.8
↑	22	24	SRI GURU GOBIND SINGH COLLEGE OF COMMERCE, NEW DELHI	G	163.9	185.4	93.6	128.8	127.5	699.2	830.4	1,529.6
↔	23	23	GOSWAMI GANESH DUTTA SANATAN DHARAMA COLLEGE, CHANDIGARH	P	159.2	163.5	99.7	109.3	145.9	677.6	848.8	1,526.4
↑	24	25	SYMBIOSIS COLLEGE OF ARTS & COMMERCE, PUNE	P	136.7	152.2	80.0	125.2	102.8	596.9	909.1	1,506.0
↑	25	27	WOMEN'S CHRISTIAN COLLEGE, CHENNAI	P	156.3	145.4	100.4	146.0	145.0	693.1	812.0	1,505.1
↑	26	28	SHIVAJI COLLEGE, NEW DELHI	G	164.6	133.0	96.2	102.0	131.4	627.2	871.8	1,499.0
↑	27	29	SACRED HEART COLLEGE (AUTONOMOUS), THEVARA, KOCHI	P	172.6	126.4	112.1	104.8	130.0	645.9	843.6	1,489.5
↑	28	31	MAITREYI COLLEGE, NEW DELHI	G	175.0	125.9	108.8	132.1	128.0	669.8	817.6	1,487.4
↑	29	30	MAHARAJA AGRASEN COLLEGE, NEW DELHI	G	164.3	173.5	104.9	132.5	117.1	692.3	784.2	1,476.5
↑	30	33	J.D. BIRLA INSTITUTE, KOLKATA	P	134.8	122.5	71.7	116.9	135.0	580.9	888.8	1,469.7
↑	31	32	PRESIDENCY COLLEGE, BENGALURU	P	145.7	155.5	109.1	100.9	93.1	604.3	852.3	1,456.6
↑	32	35	B.K. BIRLA COLLEGE OF ARTS, SCIENCE & COMMERCE (AUTONOMOUS), KALYAN	P	183.2	146.7	83.7	115.5	119.6	648.7	776.8	1,425.5
↑	33	34	VIMALA COLLEGE (AUTONOMOUS), THRISSUR	P	172.4	143.6	108.0	125.5	137.0	686.5	738.1	1,424.6
↑	34	38	ST XAVIER'S COLLEGE, RANCHI	P	152.6	126.0	81.5	102.3	129.2	591.6	830.4	1,422.0
↑	35	39	SESHADRIPURAM COLLEGE, BENGALURU	P	134.9	145.9	94.3	106.9	119.3	601.3	815.1	1,416.4
↑	36	41	ST FRANCIS COLLEGE FOR WOMEN, HYDERABAD	P	161.6	125.4	76.2	115.6	137.5	616.3	730.4	1,346.7
↑	37	40	ISABELLA THOBURN COLLEGE, LUCKNOW	P	127.7	129.6	101.3	130.9	123.3	612.8	723.5	1,336.3
↑	38	43	LAKSHMIBAI COLLEGE, NEW DELHI	G	151.7	161.2	88.0	114.8	115.2	630.9	703.8	1,334.7
↑	39	42	RAMANUJAN COLLEGE, NEW DELHI	G	162.3	171.2	75.9	127.0	133.4	669.8	663.4	1,333.2
↑	40	44	BHARATI COLLEGE, NEW DELHI	G	157.4	124.9	78.6	108.9	112.8	582.6	716.2	1,298.8
↑	41	45	MEHR CHAND MAHAJAN DAV COLLEGE FOR WOMEN, CHANDIGARH	P	145.5	117.6	80.1	111.4	119.0	573.6	698.9	1,272.5
↑	42	46	POST GRADUATE GOVERNMENT COLLEGE FOR GIRLS, CHANDIGARH	G	149.2	141.8	94.8	70.8	112.0	568.6	669.1	1,237.7
-	43	NP	SCHOOL OF COMMERCE, JAIN (DEEMED-TO-BE UNIVERSITY), BENGALURU	P	127.9	165.1	67.9	90.8	132.6	584.3	644.0	1,228.3
-	44	NP	ST JOSEPH'S COLLEGE (AUTONOMOUS), BENGALURU	P	125.6	137.5	86.1	89.2	119.5	557.9	669.7	1,227.6
↑	45	47	DAV COLLEGE, CHANDIGARH	P	157.3	126.7	97.1	68.3	122.7	572.1	654.7	1,226.8
↑	46	53	AMITY COLLEGE OF COMMERCE & FINANCE, NOIDA	P	103.1	160.1	99.9	93.3	125.3	581.7	640.4	1,222.1

RUNGTA GROUP

CONTINUOUS COMMITMENT TO CONTRIBUTE TO SOCIETY

Academic Excellence and Best Campus Placements Make Santosh Rungta Group of Institutions Synonymous to Engineering Education in Central India. However, it is the skilled leadership and vision of Mr. Santosh Rungta, the Chairman of Rungta Group, which has made Rungta Group of Institutions an epitome of quality technical education in the State. Spread over 40 acres in Bhilai and 80 acres in Raipur, the world-class state-of-the-art facilities at Rungta, gives a feel of a foreign university in the country itself.
Moreover, the significant contribution of different colleges run by Santosh Rungta Group (R1) such as Engineering, Polytechnic, Pharmacy, Management, Science, Commerce, Education, and IT has made the Rungta Group establish itself an excellent leader in the education sector in central India.
Rungta College of Engineering and Technology (RCET), Bhilai, is considered one among the top-notch colleges of India, consistently ranked among the top 25 engineering colleges in India and stands first in the State and is also accredited by the National Board of Accreditation (NBA) and NAAC.
Rungta Group in its Continuous Commitment to contribute to Society through its CSR Initiatives has Launched Special Rungta CO- Win Scholarship (RCS). Rungta Group realized that some of our students have lost their loved ones to Covid-19 and their families have undergone very tough times. Consequently, Rungta Group decided to start a scholarship programme to support students whose families are going through financial difficulties due to the demise of an earning parent. These continue to be challenging times to live and operate in. Together, supporting each other, we will come through this period. In the meantime, we wish for good health and safety for all.

LNCT UNIVERSITY

WHERE EDUCATION SHAPES WORLD-CLASS STUDENTS

A University that not only promises a vast campus, well equipped with fascinating facilities but promises an education culture accompanied with all types of resources needed to flourish the future generations and upcoming industrial workforce. Its mission is to discover, preserve and disseminate knowledge, educate the next generation and promote a culture of quest for knowledge and excellence throughout. The mission of LNCT University pledge to contribute to the society through pursuit of education, learning, and research at the highest international levels of excellence.
Recognized by UGC, the Madhya Pradesh based establishment with more than 25 successful years in the education sector is among the very top universities of Central India, providing 90 + Diploma, Certificates, Undergraduate, and Post Graduate Degree programmes among 10 streams including Medical Science, Engineering, Pharmacy, Management, Paramedical Science, Nursing, Ayurveda, Law, Commerce, Economics, Journalism & Mass Communication. the University has also been awarded as the Fastest Rising & Most Promising University of Madhya Pradesh.
The vision of this acclaimed university to achieve abstract realities is being crafted with highly qualified, trained and skilled faculties, bound to re-narrate the story of educadtion system in India by making students inhale the practical knowledge with moral values. The university promises world class facilities and pedagogy, which are constantly reviewed and upgraded to reflect the latest trends and developments in higher education.

INDIA TODAY BEST COLLEGES 25 YEARS

COMMERCE — RANKS & SCORES OF COLLEGES

	OVERALL RANK 2021	OVERALL RANK 2020	COLLEGE & CITY	GOVT/ PVT (G/ P)	INTAKE QUALITY & GOVERNANCE	ACADEMIC EXCELLENCE	INFRASTRUCTURE & LIVING EXPERIENCE	PERSONALITY & LEADERSHIP DEVELOPMENT	CAREER PROGRESSION & PLACEMENT	OBJECTIVE SCORE	PERCEPTUAL SCORE	OVERALL SCORE
					225	250	150	175	200	1,000	1,000	2,000
↑	47	48	S.S. JAIN SUBODH PG (AUTONOMOUS) COLLEGE, JAIPUR	P	163.1	151.0	94.2	84.8	134.4	627.5	593.2	1,220.7
-	48	NP	PSG COLLEGE OF ARTS & SCIENCE, COIMBATORE	P	141.0	140.6	98.3	109.9	120.5	610.3	609.4	1,219.7
↑	49	52	ST JOSEPH'S DEGREE & PG COLLEGE, HYDERABAD	P	128.1	109.4	79.1	122.7	126.9	566.2	649.5	1,215.7
↑	50	54	RAMAIAH COLLEGE OF ARTS, SCIENCE & COMMERCE, BENGALURU	P	130.0	130.8	99.8	90.5	109.7	560.8	646.1	1,206.9
↓	51	49	ST MIRA'S COLLEGE FOR GIRLS, PUNE	P	156.0	123.2	75.4	93.2	113.4	561.2	644.4	1,205.6
↓	52	50	ST ANN'S COLLEGE FOR WOMEN, HYDERABAD	P	165.9	147.8	83.1	110.9	125.5	633.2	568.7	1,201.9
↑	53	56	INDIAN INSTITUTE OF MANAGEMENT & COMMERCE (IIMC), HYDERABAD	P	128.9	138.1	74.8	101.2	114.1	557.1	619.2	1,176.3
-	54	NP	DESHBANDHU COLLEGE, NEW DELHI	G	158.3	107.2	111.3	110.0	144.4	631.2	531.6	1,162.8
↑	55	58	PRESTIGE INSTITUTE OF MANAGEMENT, GWALIOR	P	130.2	152.1	115.8	105.9	129.1	633.1	523.6	1,156.7
↑	56	59	BISHOP HEBER COLLEGE (AUTONOMOUS), TIRUCHIRAPPALLI	P	155.8	125.3	101.6	66.9	91.8	541.4	605.5	1,146.9
↔	57	57	H.L. COLLEGE OF COMMERCE, AHMEDABAD	P	172.0	130.4	74.7	88.8	98.1	564.0	571.9	1,135.9
↑	58	61	SRI KRISHNA ARTS & SCIENCE COLLEGE (AUTONOMOUS), COIMBATORE	P	111.3	143.2	96.0	102.6	119.4	572.5	510.5	1,083.0
↑	59	63	ANNA ADARSH COLLEGE FOR WOMEN, CHENNAI	P	155.1	132.1	81.2	109.7	100.1	578.2	490.5	1,068.7
↑	60	64	ST ALOYSIUS COLLEGE (AUTONOMOUS), MANGALURU	P	147.8	146.1	108.1	105.3	114.0	621.3	422.4	1,043.7
↓	61	51	THE OXFORD COLLEGE OF BUSINESS MANAGEMENT, BENGALURU	P	124.4	129.3	106.1	82.2	110.8	552.8	477.6	1,030.4
↑	62	65	MAHARANI LAKSHMI AMMANNI COLLEGE FOR WOMEN, BENGALURU	P	130.5	135.3	80.7	95.1	107.3	548.9	457.2	1,006.1
-	63	NP	JAGANNATH INTERNATIONAL MANAGEMENT SCHOOL, KALKAJI, NEW DELHI	P	76.9	159.0	71.8	159.1	105.5	572.3	390.9	963.2
↑	64	66	H.A. COLLEGE OF COMMERCE, AHMEDABAD	P	141.5	99.7	54.5	77.8	92.0	465.5	492.8	958.3
↑	65	69	BBK DAV COLLEGE FOR WOMEN , AMRITSAR	P	125.8	90.0	76.1	98.5	95.2	485.6	471.9	957.5
↑	66	68	DR S.N.S. RAJALAKSHMI COLLEGE OF ARTS & SCIENCE, COIMBATORE	P	125.7	148.7	110.0	108.3	109.0	601.7	346.7	948.4
-	67	NP	KESHAV MAHAVIDYALAYA, NEW DELHI	G	155.7	74.6	74.8	40.6	72.7	418.4	529.6	948.0
↑	68	70	KANYA MAHAVIDYALAYA (AUTONOMOUS), JALANDHAR	P	141.3	127.1	93.9	111.5	105.1	578.9	363.4	942.3
-	69	NP	HANS RAJ MAHILA MAHAVIDYALAYA, JALANDHAR	P	130.2	133.4	84.5	101.6	151.6	601.3	330.4	931.7
↑	70	71	DAV COLLEGE, ABOHAR, PUNJAB	P	145.1	144.6	103.4	101.4	101.0	595.5	334.6	930.1
↑	71	73	GURU NANAK COLLEGE (AUTONOMOUS), CHENNAI	P	161.1	110.2	79.6	80.1	115.8	546.8	354.1	900.9
↔	72	72	LOYOLA ACADEMY, SECUNDERABAD	P	139.4	90.9	99.7	92.7	130.7	553.4	336.7	890.1
↑	73	74	ROSARY COLLEGE OF COMMERCE & ARTS, SALCETE, GOA	P	142.4	124.5	67.9	77.1	104.2	516.1	346.9	863.0
↑	74	75	SRI RAMAKRISHNA COLLEGE OF ARTS & SCIENCE, COIMBATORE	P	134.6	159.5	101.3	126.9	109.3	631.6	225.5	857.1
-	75	NP	VIVEKANANDA INSTITUTE OF PROFESSIONAL STUDIES, NEW DELHI	P	130.3	121.3	71.6	110.1	132.5	565.8	287.6	853.4
↑	76	77	INDIRA COLLEGE OF COMMERCE & SCIENCE, PUNE	P	141.4	127.7	81.8	80.3	102.0	533.2	295.9	829.1
-	77	NP	K.P.B. HINDUJA COLLEGE OF COMMERCE, MUMBAI	P	134.4	125.9	32.1	67.0	94.7	454.1	368.1	822.2
↓	78	76	D.A.V. COLLEGE, HOSHIARPUR, PUNJAB	P	138.7	153.2	95.0	101.8	119.1	607.8	203.4	811.2
-	79	NP	ST ALOYSIUS COLLEGE (AUTONOMOUS), JABALPUR	P	145.6	120.1	65.3	79.8	128.1	538.9	255.3	794.2
↓	80	79	KONGU ARTS & SCIENCE COLLEGE (AUTONOMOUS), ERODE	P	130.3	141.5	106.4	83.6	90.2	552.0	234.6	786.6
↔	81	81	SRI RAMAKRISHNA COLLEGE OF ARTS & SCIENCE FOR WOMEN, COIMBATORE	P	127.9	141.7	95.8	127.6	94.6	587.6	194.0	781.6
↑	82	85	THE BHOPAL SCHOOL OF SOCIAL SCIENCES, BHOPAL	P	128.6	119.9	74.7	85.6	137.3	546.1	225.7	771.8

An IMPACT Feature

Jaipur National University

LEADING WITH COMPASSION

"Wherever there is a human in need, there is an opportunity for kindness and to make a difference"
-KEVIN HEATH

Great suffering often opens our eyes to the responsibilities that we have towards others. How we, as part of a global family, have acted in the last year or so through this collective human suffering, has defined the social fabric of our society for the next couple of generations for sure.

Across the globe, organizations are working cohesively to deal with the pandemic by focusing on their primary responsibility towards all stakeholders while navigating the shift to new patterns of work. However, it is exactly in times like these that a new culture is often created and nurtured. Nobody literally 'prepares' for such a monumental challenge, but Jaipur National University certainly has proved that rising to the occasion is what makes an institution great. Trying to ensure normalcy in the midst of all the chaos and mayhem, the University transitioned flawlessly and smoothly to the online platform, pioneering change in the educational delivery systems even as top notch institutes struggled to get a grip on reality.

JNU hospital under the aegis of the University remained a pivotal force in combating the battle against the dreaded virus. From the first molecular testing lab inaugurated in collaboration with the State government to the Covid and post Covid care centres, from Counselling of patients and families to vaccination drives, the team of doctors and paramedical workers under the resolute leadership of the Chancellor, Dr. Sandeep Bakshi, worked tirelessly to alleviate human suffering. From securing the medicines defined by Covid protocols to ensuring an uninterrupted supply of vaccines such as Covaxin, Covishield and Sputnik V from Russia, the efforts at JNU never witnessed a dip owing to low morale or external constraints. Passion and Compassion continued to be the driving force, leading to effective crisis management.

"It is a time full of unknowns and disappointments. The what-ifs are troubling. This is an unprecedented time, and we need unprecedented kindness. Every individual, every family and every organisation has been a recipient of kindness from someone at some stage. Compassion goes a long way, especially if taken forward. And the beautiful thing about compassion is that it can overpower misery and negativity. So as we traverse through unpredictable times, JNU as an institution committed to profound service, always remembers that empathy and kindness in all our actions and deeds is imperative," asserts Dr. Sandeep Bakshi, Chancellor, JNU.

Manipal University, Jaipur

Most Preferred University for Innovative and Interdisciplinary Learning

Established in 2011, under the aegis of Manipal Education and Medical Group – a respected name in the higher education domain for over 68 years – Manipal University Jaipur (MUJ) has shaped into an institution that redefines academic excellence in the region. Over the last decade, MUJ has emerged as a go to destination for students, who are looking for professional education and skills that can help them leave their mark in the job market.

To keep pace with academic excellence & industry requirements, MUJ organizes Curriculum Conclave involving all the stakeholders i.e., Industry, Alumni, Faculty, Students, Parents and Regulatory bodies like AICTE, UGC, CoA, BCI, etc., for updating curriculum. The university adopts Choice Based Credit System (CBCS) and offers credit exchange programs for students to study in foreign universities of repute. With Entrepreneurship Cell and Training & Placement Cell in place and with more than 100 collaborations with reputed national and international academic institutions and industries, the university offers a wide exposure and excellent job opportunities to its students. MUJ is one of the Atal Incubation Center of Atal Innovation Mission, NITI Aayog, Government of India and has incubated 49 start-ups till date.

The University provides excellent placement and internship opportunities to its students with prominent recruiters like Microsoft, Dell, Accenture, Capgemini, Philips, Mindtree etc. visiting the campus every year.

The University has the best infrastructure facilities and the entire Wi-Fi enabled campus has been awarded with GRIHA 5-star rating including hostels. To foster practical knowledge the university has state-of-the-art well-equipped laboratories with some of the laboratories established in collaboration with corporates like C-DAC, Bosch, Siemens, Rexroth etc. The University also has supercomputing facility with PARAM-SHAVAK.

With an aim to grow the all-round personality of the students, MUJ emphasizes equally on sports activities.

It provides world-class sports facilities and necessary equipment that help all students to hone their sporting skills.

Manipal University Jaipur is accredited with A+ grade (3.28 score) by National Assessment and Accreditation Council, Govt. of India.

To know more about the university, please visit: **www.jaipur.manipal.edu**

INDIA TODAY BEST COLLEGES 25 YEARS

COMMERCE — RANKS & SCORES OF COLLEGES

	OVERALL RANK 2021	OVERALL RANK 2020	COLLEGE & CITY	GOVT/ PVT (G/P)	INTAKE QUALITY & GOVERNANCE	ACADEMIC EXCELLENCE	INFRASTRUCTURE & LIVING EXPERIENCE	PERSONALITY & LEADERSHIP DEVELOPMENT	CAREER PROGRESSION & PLACEMENT	OBJECTIVE SCORE	PERCEPTUAL SCORE	OVERALL SCORE
					225	250	150	175	200	1,000	1,000	2,000
↓	83	82	DR N.G.P. ARTS & SCIENCE COLLEGE, COIMBATORE	P	129.6	137.7	88.3	100.3	110.6	566.5	202.7	769.2
↓	84	80	ST JOSEPH'S COLLEGE (AUTONOMOUS), TIRUCHIRAPPALLI	P	154.8	136.6	102.3	123.8	92.1	609.6	151.9	761.5
↓	85	78	GOVERNMENT COLLEGE (AUTONOMOUS), ANANTAPUR	G	141.1	134.0	88.5	75.6	105.2	544.4	206.9	751.3
-	86	NP	ALL SAINTS' COLLEGE, THIRUVANANTHAPURAM	P	169.6	142.9	84.9	71.8	89.8	559.0	186.3	745.3
↑	87	91	SRI DHARMASTHALA MANJUNATHESHWARA COLLEGE (AUTONOMOUS), UJIRE, KARNATAKA	P	150.0	128.6	101.6	84.8	101.5	566.5	173.3	739.8
-	88	NP	FMS-WISDOM, BANASTHALI VIDYAPITH, BANASTHALI	P	120.6	185.6	114.9	108.5	108.1	637.7	100.5	738.2
↑	89	97	LINGAYA'S LALITA DEVI INSTITUTE OF MANAGEMENT & SCIENCES, NEW DELHI	P	113.8	146.8	107.6	117.0	108.1	593.3	143.4	736.7
-	90	NP	APEEJAY COLLEGE OF FINE ARTS, JALANDHAR	P	94.7	128.4	47.1	70.1	136.1	476.4	259.5	735.9
↑	91	98	SIVANANDA SARMA MEMORIAL RV COLLEGE, BENGALURU	P	139.5	128.4	75.5	122.8	107.3	573.5	161.7	735.2
↑	92	100	SCHOOL OF COMMERCE, MIT WPU, PUNE	P	107.5	139.7	65.3	77.1	94.9	484.5	250.6	735.1
↓	93	84	SHRIMATHI DEVKUNVAR NANALAL BHATT VAISHNAV COLLEGE FOR WOMEN, CHENNAI	P	154.7	125.7	87.7	97.8	121.6	587.5	145.4	732.9
↑	94	104	UNIVERSITY SCHOOL OF BUSINESS, CHANDIGARH UNIVERSITY, MOHALI	P	125.8	158.3	121.6	113.8	107.3	626.8	103.8	730.6
↓	95	87	SCHOOL OF BUSINESS & MANAGEMENT, JAIPUR NATIONAL UNIVERSITY, JAIPUR	P	120.3	148.1	120.4	121.5	93.1	603.4	126.9	730.3
↓	96	89	DNYANPRASSARAK MANDAL'S COLLEGE AND RESEARCH CENTRE, MAPUSA, GOA	P	163.5	147.9	90.8	89.1	91.0	582.3	147.4	729.7
-	97	NP	DAYANANDA SAGAR BUSINESS ACADEMY, BENGALURU	P	110.2	121.0	99.8	97.8	100.0	528.8	197.6	726.4
↓	98	96	KASTURBA GANDHI DEGREE & PG COLLEGE FOR WOMEN, SECUNDERABAD	P	145.0	100.3	77.7	95.9	99.1	518.0	208.1	726.1
↔	99	99	PODDAR INTERNATIONAL COLLEGE, JAIPUR	P	109.7	119.4	96.7	120.2	128.4	574.4	150.6	725.0
↑	100	101	RATHINAM COLLEGE OF ARTS & SCIENCE, COIMBATORE	P	113.0	153.0	98.8	97.9	103.1	565.8	159.0	724.8
↓	101	92	BHARATA MATA COLLEGE, KOCHI	P	165.8	133.7	81.3	99.1	132.6	612.5	111.8	724.3
-	102	NP	K.C. DAS COMMERCE COLLEGE, GUWAHATI	G	124.7	80.4	47.3	27.8	69.4	349.6	373.8	723.4
-	103	NP	SESHADRIPURAM INSTITUTE OF COMMERCE & MANAGEMENT, BENGALURU	P	115.2	120.6	62.5	100.8	89.4	488.5	234.3	722.8
-	104	NP	BHARATIYA VIDYA BHAVANS M.M. COLLEGE OF ARTS, N.M. INSTITUTE OF SCIENCE & H.R.J. COLLEGE OF COMMERCE, MUMBAI	P	154.3	103.1	82.3	36.6	14.6	390.9	331.6	722.5
↓	105	90	MARIS STELLA COLLEGE (AUTONOMOUS), VIJAYAWADA	P	139.7	105.5	115.5	118.2	102.7	581.6	140.1	721.7
↓	106	94	THE ICFAI UNIVERSITY, SIKKIM, GANGTOK	P	99.6	121.3	109.1	151.5	116.5	598.0	122.8	720.8
↓	107	88	DR R.V. ARTS & SCIENCE COLLEGE, COIMBATORE	P	117.3	100.9	93.6	78.2	102.2	492.2	228.2	720.4
-	108	NP	YASHWANTRAO MOHITE COLLEGE OF ARTS, SCIENCE & COMMERCE, PUNE	P	152.3	95.8	77.7	37.5	58.9	422.2	298.0	720.2
-	109	NP	ANDHRA LOYOLA COLLEGE (AUTONOMOUS), VIJAYAWADA	P	160.7	115.0	126.7	77.9	106.9	587.2	130.8	718.0
↓	110	93	ST XAVIER'S COLLEGE FOR WOMEN ALUVA, ERNAKULAM	P	148.9	145.0	97.3	110.4	103.0	604.6	112.9	717.5
-	111	NP	ST THOMAS COLLEGE (AUTONOMOUS), THRISSUR	P	178.3	119.6	96.8	99.8	107.4	601.9	110.4	712.3
-	112	NP	MARATHWADA MITRA MANDAL'S COLLEGE OF COMMERCE, PUNE	P	126.8	70.9	39.0	26.1	86.9	349.7	360.5	710.2
↓	113	95	V.O. CHIDAMBARAM COLLEGE, THOOTHUKUDI, TAMIL NADU	P	176.1	126.1	99.8	101.8	100.4	604.2	105.2	709.4
-	114	NP	HINDUSTHAN COLLEGE OF ARTS & SCIENCE (AUTONOMOUS), COIMBATORE	P	115.2	150.9	97.9	113.0	97.0	574.0	135.1	709.1
-	115	NP	AMITY BUSINESS SCHOOL, RAIPUR	P	85.2	150.5	114.9	94.6	140.6	585.8	122.8	708.6
-	116	NP	SCHOOL OF MANAGEMENT, IMS UNISON UNIVERSITY, DEHRADUN	P	63.4	164.6	108.3	103.0	133.8	573.1	132.4	705.5
↓	117	108	SURANA COLLEGE, BENGALURU	P	119.2	139.8	73.4	102.6	119.4	554.4	145.5	699.9
↓	118	115	HINDUSTAN COLLEGE OF ARTS & SCIENCE, CHENNAI	P	123.6	122.9	82.6	74.1	85.8	489.0	206.5	695.5

Business Today

INDIA TODAY GROUP

Business Today
TECH CONCLAVE
Powered By STL

TECHNOVATION INDIA – TAPPING THE DATA BOOM

Business Today invites you to an exciting journey into the tech world. Technovation India—the two-day virtual event will capture the latest in education, 5G, data analytics, and much more.

Join us on the tracks navigating the fast-paced data landscape.

COMING SOON

Associate Sponsor

3i Infotech
LIMITLESS EXCELLENCE

Watch live on businesstoday.in

	OVERALL RANK 2021	OVERALL RANK 2020	COLLEGE & CITY	GOVT/ PVT (G/ P)	INTAKE QUALITY & GOVERNANCE	ACADEMIC EXCELLENCE	INFRASTRUCTURE & LIVING EXPERIENCE	PERSONALITY & LEADERSHIP DEVELOPMENT	CAREER PROGRESSION & PLACEMENT	OBJECTIVE SCORE	PERCEPTUAL SCORE	OVERALL SCORE
					225	250	150	175	200	1,000	1,000	2,000
–	119	NP	DR NITTE SHANKARA ADYANTHAYA MEMORIAL FIRST GRADE COLLEGE, KARKALA, KARNATAKA	P	121.5	132.0	112.6	126.4	100.7	593.2	98.5	691.7
–	120	NP	PSGR KRISHNAMMAL COLLEGE FOR WOMEN, COIMBATORE	P	186.5	145.3	76.1	97.1	120.0	625.0	65.5	690.5
↓	121	103	GOBI ARTS & SCIENCE COLLEGE (AUTONOMOUS), ERODE	P	132.4	143.4	101.4	62.6	95.0	534.8	142.3	677.1
↓	122	105	DEVKI DEVI JAIN MEMORIAL COLLEGE FOR WOMEN, LUDHIANA	P	136.7	75.2	91.2	107.3	106.2	516.6	160.3	676.9
↓	123	118	PATRICIAN COLLEGE OF ARTS & SCIENCE, CHENNAI	P	127.8	116.7	73.2	90.8	90.8	499.3	175.7	675.0
↓	124	106	SACRED HEART COLLEGE (AUTONOMOUS), TIRUPATTUR, TN	P	149.8	146.4	106.0	104.9	87.9	595.0	77.9	672.9
↓	125	107	SHRI SHANKARLAL SUNDARBAI SHASUN JAIN COLLEGE FOR WOMEN, CHENNAI	P	124.5	136.0	74.8	112.3	102.5	550.1	121.3	671.4
↓	126	116	KOVAI KALAIMAGAL COLLEGE OF ARTS & SCIENCE (AUTONOMOUS), COIMBATORE	P	107.1	115.2	107.8	83.9	112.1	526.1	145.2	671.3
–	127	NP	SRI DURGA MALLESWARA SIDDHARTHA MAHILA KALASALA, VIJAYAWADA	P	137.5	127.5	95.9	70.2	64.4	495.5	175.5	671.0
–	128	NP	SCHOOL OF COMMERCE & MANAGEMENT, GARDEN CITY UNIVERSITY, BENGALURU	P	109.7	109.5	105.9	112.4	132.6	570.1	98.7	668.8
↓	129	113	SARDAR PATEL MAHAVIDYALAYA, CHANDRAPUR	P	135.8	107.0	58.6	55.9	101.6	458.9	203.9	662.8
↓	130	111	MMK & SDM MAHILA MAHAVIDYALAYA, MYSURU	P	110.4	106.3	71.7	78.9	117.7	485.0	176.1	661.1
–	131	NP	DEPARTMENT OF COMMERCE, IIS (DEEMED TO BE UNIVERSITY), JAIPUR	P	119.5	176.0	120.5	125.9	85.4	627.3	30.0	657.3
↓	132	112	SHREE MEGHMANI PARIVAR & SHREE BHAILALBHAI A. PATEL (DETROJWALA) UMIYA ARTS & COMMERCE COLLEGE FOR GIRLS, AHMEDABAD	P	116.3	121.6	66.5	66.1	84.1	454.6	199.4	654.0
↓	133	114	SCHOOL OF MANAGEMENT & COMMERCE, POORNIMA UNIVERSITY, JAIPUR	P	93.9	140.1	123.4	118.3	112.5	588.2	63.4	651.6
↓	134	119	CAUVERY COLLEGE, VIRAJPET	P	133.6	110.2	73.7	55.4	126.0	498.9	151.6	650.5
↓	135	117	ST WIFRED'S PG COLLEGE, JAIPUR	P	92.6	147.7	79.3	86.3	121.2	527.1	122.0	649.1
↓	136	125	M.E.S. COLLEGE OF ARTS & COMMERCE, VASCO-DA-GAMA, GOA	P	132.6	90.8	58.1	53.9	100.9	436.3	212.7	649.0
–	137	NP	MAR THOMA COLLEGE, THIRUVALLA, KERALA	P	177.7	102.7	115.4	114.5	132.9	643.2	0.0	643.2
↓	138	127	MUTHAYAMMAL COLLEGE OF ARTS & SCIENCE, NAMAKKAL	P	124.5	161.9	98.9	93.1	86.7	565.1	76.1	641.2
–	139	NP	SRI RAMAKRISHNA MISSION VIDYALAYA COLLEGE OF ARTS & SCIENCE, COIMBATORE	P	136.8	109.2	98.2	107.4	73.5	525.1	112.9	638.0
–	140	NP	NEHRU ARTS & SCIENCE COLLEGE (AUTONOMOUS), COIMBATORE	P	91.0	140.0	94.0	62.4	90.0	477.4	160.1	637.5
↓	141	139	MIT ARTS, COMMERCE & SCIENCE COLLEGE, ALANDI, PUNE	P	101.8	143.7	114.2	118.4	91.6	569.7	63.2	632.9
–	142	NP	CHRIST COLLEGE (AUTONOMOUS), IRINJALAKUDA, THRISSUR	P	168.4	123.0	106.7	79.6	68.8	546.5	85.8	632.3
↑	143	146	PRESTIGE INSTITUTE OF MANAGEMENT, DEWAS, MP	P	106.0	147.3	94.8	105.0	112.3	565.4	63.3	628.7
↓	144	123	NALLAMUTHU GOUNDER MAHALINGAM COLLEGE, COIMBATORE	P	146.6	143.0	95.1	84.7	99.0	568.4	58.7	627.1
↓	145	124	ICFAI UNIVERSITY, NAGALAND, DIMAPUR	P	87.2	129.7	109.1	130.7	120.7	577.4	47.0	624.4
–	146	NP	FAROOK COLLEGE (AUTONOMOUS), KOZHIKODE	P	173.6	144.1	127.5	97.5	78.9	621.6	0.0	621.6
↓	147	131	JNAN VIKAS MANDAL'S MOHANLAL RAICHAND MEHTA DEGREE COLLEGE OF COMMERCE DR. R.T. DOSHI DEGREE COLLEGE OF COMPUTER SCIENCE & IT, NAVI MUMBAI	P	146.5	106.5	65.8	70.1	96.3	485.2	136.1	621.3
–	148	NP	KESHAV MEMORIAL INSTITUTE OF COMMERCE & SCIENCE, HYDERABAD	P	94.9	116.1	61.3	79.6	108.9	460.8	160.1	620.9
↓	149	130	FR AGNEL COLLEGE OF ARTS & COMMERCE, PILAR, GOA	P	142.4	158.2	68.8	102.6	86.3	558.3	60.8	619.1
↓	150	144	AVADH GIRLS' DEGREE COLLEGE, LUCKNOW	P	119.3	99.1	51.6	87.1	76.0	433.1	184.2	617.3
–	151	NP	SHRI NEHRU MAHA VIDYALAYA COLLEGE OF ARTS & SCIENCE, COIMBATORE	P	108.4	123.3	100.6	113.4	107.9	553.6	62.9	616.5
↓	152	136	K.S.R. COLLEGE OF ARTS & SCIENCE FOR WOMEN, TIRUCHENGODE, TAMIL NADU	P	73.3	99.2	105.2	72.5	103.6	453.8	162.6	616.4
–	153	NP	THIAGARAJAR COLLEGE, MADURAI	P	146.1	104.7	66.2	46.3	84.4	447.7	167.7	615.4
↓	154	122	SONOPANT DANDEKAR SHIKSHAN MANDALI'S S.D. ARTS, V.S. APTE COMMERCE, M.H. MEHTA SCIENCE COLLEGE, PALGHAR	P	147.1	154.0	74.9	75.3	94.5	545.8	67.0	612.8
–	155	NP	PARISHKAR COLLEGE OF GLOBAL EXCELLENCE, JAIPUR	P	118.3	150.9	86.9	129.3	120.3	605.7	3.4	609.1
↓	156	134	BISHOP APPASAMY COLLEGE OF ARTS & SCIENCE, COIMBATORE	P	100.8	115.4	98.8	87.6	85.5	488.1	109.7	597.8
↓	157	133	AVANTHI DEGREE & P.G. COLLEGE, HYDERABAD	P	114.0	160.5	76.1	104.1	133.7	588.4	0.0	588.4
↓	158	137	JAGIROAD COLLEGE, JAGIROAD, ASSAM	P	142.4	74.4	99.0	108.8	87.2	511.8	74.0	585.8
↓	159	155	ALVA'S COLLEGE, MUDBIDRI, KARNATAKA	P	133.9	103.8	90.3	70.8	107.1	505.9	78.4	584.3
↓	160	154	PUNJAB COLLEGE OF TECHNICAL EDUCATION, LUDHIANA	P	88.0	144.4	108.4	109.7	82.0	532.5	49.7	582.2
↓	161	138	SRI KANYAKA PARAMESWARI ARTS & SCIENCE COLLEGE FOR WOMEN, CHENNAI	P	109.9	133.9	73.2	109.0	110.2	536.2	45.2	581.4
–	162	NP	VPM'S K.G. JOSHI COLLEGE OF ARTS & N.G. BEDEKAR COLLEGE OF COMMERCE, THANE	P	159.0	92.5	42.5	43.0	101.4	438.4	139.7	578.1
–	163	NP	SANATAN DHARMA COLLEGE, AMBALA CANTT., AMBALA	P	141.0	77.7	34.7	35.0	85.6	374.0	204.0	578.0
–	164	NP	V.V. VANNIAPERUMAL COLLEGE FOR WOMEN, VIRUDHUNAGAR	P	140.6	141.4	95.8	102.5	77.0	557.3	20.6	577.9
↓	165	161	ACHARYA INSTITUTE OF GRADUATE STUDIES, BENGALURU	P	112.1	110.3	98.7	72.4	89.3	482.8	94.7	577.5
–	166	NP	ICFAI UNIVERSITY, JHARKHAND, RANCHI	P	66.9	182.3	108.6	112.1	107.5	577.4	0.0	577.4
–	167	NP	VELS INSTITUTE OF SCIENCE, TECHNOLOGY & ADVANCED STUDIES (VISTAS), CHENNAI	P	77.3	180.1	105.8	57.4	80.8	501.4	74.1	575.5
↓	168	141	CHEVALIER T. THOMAS ELIZABETH COLLEGE FOR WOMEN, CHENNAI	P	126.4	118.4	79.0	88.5	88.1	500.4	73.8	574.2
–	169	NP	SRI KRISHNA ADITHYA COLLEGE OF ARTS AND SCIENCE, COIMBATORE	P	76.4	136.9	116.3	133.6	108.8	572.0	0.0	572.0
↓	170	145	KSG COLLEGE OF ARTS & SCIENCE, COIMBATORE	P	116.1	139.0	88.0	129.8	93.1	566.0	5.7	571.7
–	171	NP	BHAVAN'S VIVEKANANDA COLLEGE OF SCIENCE, HUMANITIES & COMMERCE, HYDERABAD	P	124.5	120.4	62.0	98.4	121.1	526.4	45.2	571.6
↓	172	151	UTTARANCHAL INSTITUTE OF MANAGEMENT, DEHRADUN	P	81.8	137.8	123.0	100.4	96.5	539.5	31.1	570.6
↓	173	142	GOVINDRAM SEKSARIA COLLEGE OF COMMERCE, WARDHA	P	133.1	129.5	79.7	95.3	94.5	532.1	37.3	569.4
–	174	NP	A.P.C. MAHALAXMI COLLEGE FOR WOMEN, THOOTHUKUDI	P	147.0	147.7	71.3	90.2	107.3	563.5	0.0	563.5
–	175	NP	ST AGNES COLLEGE (AUTONOMOUS), MANGALURU	P	131.2	107.7	66.5	60.5	93.6	459.5	100.5	560.0
↓	176	132	DPM'S SHREE MALLIKARJUN COLLEGE & SHRI CHETAN MANJU DESAI COLLEGE, CANACONA, GOA	P	140.0	134.2	80.7	73.6	65.3	493.8	62.2	556.0
↓	177	158	NAZARETH COLLEGE OF ARTS & SCIENCE, CHENNAI	P	114.2	82.4	76.4	46.3	84.9	404.2	147.6	551.8
↓	178	148	SREE NARAYANA GURU COLLEGE, COIMBATORE	P	111.8	116.4	89.8	79.5	83.7	481.2	70.0	551.2
↓	179	159	ROOTS DEGREE COLLEGE, HYDERABAD	P	77.7	145.5	57.0	128.7	86.8	495.7	47.6	543.3
↓	180	153	FACULTY OF COMMERCE & BUSINESS MANAGEMENT, AMRAPALI GROUP OF INSTITUTES, HALDWANI	P	79.7	145.3	102.7	98.3	113.9	539.9	0.0	539.9
–	181	NP	LADY DOAK COLLEGE (AUTONOMOUS), MADURAI	P	151.6	83.9	97.3	109.2	73.2	515.2	3.4	518.6
–	182	NP	RAMA PG COLLEGE, LUCKNOW	P	78.7	55.8	80.2	57.7	100.1	372.5	146.0	518.5
–	183	NP	CAUVERY COLLEGE, GONIKOPPAL, KARNATAKA	P	132.0	48.7	93.9	67.8	76.3	418.7	98.3	517.0
↓	184	157	VELTECH RANGA SANKU ARTS COLLEGE, CHENNAI	P	91.5	119.6	116.9	93.5	86.4	507.9	3.4	511.3
–	185	NP	CAREER COLLEGE, BHOPAL	P	142.6	93.9	83.1	73.5	117.2	510.3	0.0	510.3
–	186	NP	VELLALAR COLLEGE FOR WOMEN (AUTONOMOUS), ERODE	P	162.1	99.2	91.5	79.9	55.2	487.9	3.4	491.3
–	187	NP	S.J.R. COLLEGE FOR WOMEN, BENGALURU	P	91.0	58.6	43.2	39.0	48.0	279.8	203.7	483.5
–	188	NP	GOVERNMENT COLLEGE OF ARTS, SCIENCE & COMMERCE, MARCELA, GOA	G	106.8	118.8	72.4	78.5	103.3	479.8	0.0	479.8
–	189	NP	VIDYA VIKAS MANDAL'S SHREE DAMODAR COLLEGE OF COMMERCE & ECONOMICS, MARGAO, GOA	P	141.5	126.5	39.6	66.4	97.6	471.6	0.0	471.6
↓	190	164	BHAKTAVATSALAM MEMORIAL COLLEGE FOR WOMEN, CHENNAI	P	110.2	111.5	72.9	61.0	89.0	444.6	25.1	469.7
–	191	NP	GOVERNMENT COLLEGE OF ARTS, SCIENCE & COMMERCE, SANQUELIM, GOA	G	152.0	113.7	75.3	57.6	54.4	453.0	0.0	453.0

INDIA TODAY BEST COLLEGES 25 YEARS

COMMERCE — RANKS & SCORES OF COLLEGES

	OVERALL RANK 2021	OVERALL RANK 2020	COLLEGE & CITY	GOVT/ PVT (G/ P)	INTAKE QUALITY & GOVERNANCE	ACADEMIC EXCELLENCE	INFRASTRUCTURE & LIVING EXPERIENCE	PERSONALITY & LEADERSHIP DEVELOPMENT	CAREER PROGRESSION & PLACEMENT	OBJECTIVE SCORE	PERCEPTUAL SCORE	OVERALL SCORE
					225	250	150	175	200	1,000	1,000	2,000
-	192	NP	THANTHAI HANS ROEVER COLLEGE (AUTONOMOUS), PERAMBALUR, TAMIL NADU	P	93.4	89.3	83.8	58.1	86.3	410.9	3.4	414.3
-	193	NP	ITM UNIVERSITY, RAIPUR	P	63.7	110.6	82.7	1.3	51.9	310.2	85.2	395.4
-	194	NP	SANT SOHIROBANATH AMBIYE, GOVERNMENT COLLEGE OF ARTS AND COMMERCE, PERNEM, GOA	G	111.4	115.2	73.6	26.1	53.5	379.8	0.0	379.8
-	195	NP	GOVERNMENT COLLEGE OF COMMERCE & ECONOMICS, MARGAO, GOA	G	89.4	148.4	57.5	50.5	26.9	372.7	0.0	372.7
-	196	NP	ABBAS KHAN COLLEGE FOR WOMEN, BENGALURU	P	101.8	86.9	60.5	40.6	27.1	316.9	0.0	316.9
-	197	NP	JANSEVA SHIKSHAN MANDAL'S SHANTARAMBHAU GHOLAP ARTS, SCIENCE & GOTIRAMBHAU PAWAR COMMERCE COLLEGE, THANE	P	99.3	85.1	56.4	14.0	58.2	313.0	0.0	313.0
-	198	NP	BEBE NANAKI UNIVERSITY COLLEGE, KAPURTHALA	G	66.0	85.2	46.8	46.7	61.2	305.9	0.0	305.9
-	199	NP	THIRUTHANGAL NADAR COLLEGE, CHENNAI	P	67.7	56.1	52.2	28.8	85.2	290.0	0.0	290.0
-	200	NP	ANNAI VIOLET ARTS & SCIENCE COLLEGE, CHENNAI	P	79.7	56.1	38.3	18.7	11.9	204.7	0.0	204.7

MEDICAL — RANKS & SCORES OF COLLEGES

	OVERALL RANK 2021	OVERALL RANK 2020	COLLEGE & CITY	GOVT/ PVT (G/ P)	INTAKE QUALITY & GOVERNANCE	ACADEMIC EXCELLENCE	INFRASTRUCTURE & LIVING EXPERIENCE	PERSONALITY & LEADERSHIP DEVELOPMENT	CAREER PROGRESSION & PLACEMENT	OBJECTIVE SCORE	PERCEPTUAL SCORE	OVERALL SCORE
					300	300	240	180	180	1,200	800	2,000
↔	1	1	ALL INDIA INSTITUTE OF MEDICAL SCIENCES (AIIMS), NEW DELHI	G	282.2	276.3	214.3	153.9	173.7	1,100.4	800.0	1,900.4
↔	2	2	CHRISTIAN MEDICAL COLLEGE & HOSPITAL (CMC), VELLORE	P	211.9	266.8	187.4	158.6	165.4	990.1	788.0	1,778.1
↔	3	3	ARMED FORCES MEDICAL COLLEGE (AFMC), PUNE	G	242.1	230.0	201.4	151.6	150.9	976.0	794.9	1,770.9
↔	4	4	MAULANA AZAD MEDICAL COLLEGE (MAMC), NEW DELHI	G	255.4	248.8	186.2	145.7	151.0	987.1	782.9	1,770.0
↔	5	5	JAWAHARLAL INSTITUTE OF POSTGRADUATE MEDICAL EDUCATION AND RESEARCH (JIPMER), PUDUCHERRY	G	270.2	221.2	187.4	131.3	137.0	947.1	782.9	1,730.0
↑	6	7	INSTITUTE OF MEDICAL SCIENCES, BANARAS HINDU UNIVERSITY (BHU), VARANASI	G	237.1	259.0	195.6	107.4	103.1	902.2	781.8	1,684.0
↓	7	6	KING GEORGE'S MEDICAL UNIVERSITY, LUCKNOW	G	228.3	221.0	184.4	134.4	117.8	885.9	778.5	1,664.4
↔	8	8	VARDHMAN MAHAVIR MEDICAL COLLEGE, NEW DELHI	G	241.6	215.8	196.7	119.9	125.2	899.2	744.6	1,643.8
↔	9	9	LADY HARDINGE MEDICAL COLLEGE, NEW DELHI	G	259.7	204.0	164.5	125.7	145.2	899.1	736.0	1,635.1
↔	10	10	UNIVERSITY COLLEGE OF MEDICAL SCIENCES, NEW DELHI	G	259.3	200.4	179.9	123.9	120.1	883.6	730.5	1,614.1
↔	11	11	GRANT GOVERNMENT MEDICAL COLLEGE, MUMBAI	G	206.2	205.9	166.1	120.2	164.3	862.7	750.4	1,613.1
↔	12	12	SETH G.S. MEDICAL COLLEGE & KEM HOSPITAL, MUMBAI	G	236.7	224.3	167.8	137.3	120.8	886.9	704.3	1,591.2
↔	13	13	KASTURBA MEDICAL COLLEGE, MANIPAL	P	187.2	204.3	187.9	144.2	115.4	839.0	710.2	1,549.2
↔	14	14	BANGALORE MEDICAL COLLEGE & RESEARCH INSTITUTE, BENGALURU	G	235.8	194.0	178.7	134.4	124.5	867.4	671.1	1,538.5
↔	15	15	GOVERNMENT MEDICAL COLLEGE & HOSPITAL (GMCH), CHANDIGARH	G	214.3	198.9	182.6	118.0	93.2	807.0	685.8	1,492.8
-	16	NP	SAWAI MAN SINGH MEDICAL COLLEGE, JAIPUR	G	221.7	215.6	149.4	139.5	84.5	810.7	681.7	1,492.4
↓	17	16	LOKMANYA TILAK MUNICIPAL MEDICAL COLLEGE & GENERAL HOSPITAL, MUMBAI	G	177.8	215.5	185.7	149.4	112.7	841.1	645.5	1,486.6

MEDICAL — RANKS & SCORES OF COLLEGES

	OVERALL RANK 2021	OVERALL RANK 2020	COLLEGE & CITY	GOVT/ PVT (G/ P)	INTAKE QUALITY & GOVERNANCE	ACADEMIC EXCELLENCE	INFRASTRUCTURE & LIVING EXPERIENCE	PERSONALITY & LEADERSHIP DEVELOPMENT	CAREER PROGRESSION & PLACEMENT	OBJECTIVE SCORE	PERCEPTUAL SCORE	OVERALL SCORE
					300	300	240	180	180	1,200	800	2,000
↑	18	19	JAWAHARLAL NEHRU MEDICAL COLLEGE, ALIGARH MUSLIM UNIVERSITY (AMU), ALIGARH	G	221.1	195.2	173.6	144.6	103.0	837.5	644.0	1,481.5
↓	19	17	ST JOHN'S MEDICAL COLLEGE, BENGALURU	P	164.3	212.8	188.0	132.2	129.2	826.5	636.8	1,463.3
↓	20	18	GANDHI MEDICAL COLLEGE, HYDERABAD	G	194.7	169.8	157.4	119.7	135.5	777.1	684.4	1,461.5
-	21	NP	B.J. GOVERNMENT MEDICAL COLLEGE, PUNE	G	218.1	173.0	169.9	142.0	77.9	780.9	679.0	1,459.9
↓	22	20	OSMANIA MEDICAL COLLEGE, HYDERABAD	G	195.2	188.0	140.2	124.8	120.0	768.2	617.0	1,385.2
↑	23	25	ALL INDIA INSTITUTE OF MEDICAL SCIENCES (AIIMS), JODHPUR	G	210.3	209.8	181.7	110.0	90.8	802.6	575.4	1,378.0
↓	24	21	MEDICAL COLLEGE & HOSPITAL, KOLKATA	G	202.1	182.5	145.4	121.8	119.0	770.8	606.0	1376.8
-	25	NP	ALL INDIA INSTITUTE OF MEDICAL SCIENCES (AIIMS), BHUBANESWAR	G	243.9	219.2	185.6	120.3	110.7	879.7	496.9	1,376.6
↓	26	23	MAHATMA GANDHI INSTITUTE OF MEDICAL SCIENCES, WARDHA	P	189.8	175.1	178.2	136.7	117.2	797.0	572.2	1,369.2
↓	27	24	ARMY COLLEGE OF MEDICAL SCIENCES, NEW DELHI	P	142.3	186.9	166.9	122.9	123.7	742.7	621.2	1,363.9
↓	28	22	SRI RAMACHANDRA MEDICAL COLLEGE & RESEARCH INSTITUTE, CHENNAI	P	139.2	206.5	183.2	138.1	112.1	779.1	577.6	1,356.7
↓	29	26	DAYANAND MEDICAL COLLEGE & HOSPITAL, LUDHIANA	P	195.9	223.9	155.6	120.3	78.0	773.7	577.2	1,350.9
↓	30	27	M.S. RAMAIAH MEDICAL COLLEGE, BENGALURU	P	171.1	203.8	191.3	134.8	116.7	817.7	528.1	1,345.8
↓	31	28	CHRISTIAN MEDICAL COLLEGE, LUDHIANA	P	155.0	200.4	200.4	124.5	93.1	773.4	551.9	1,325.3
↓	32	29	KASTURBA MEDICAL COLLEGE, MANGALURU	P	186.2	195.9	144.3	117.6	126.6	770.6	551.0	1,321.6
↓	33	31	ERA'S LUCKNOW MEDICAL COLLEGE & HOSPITAL, LUCKNOW	P	139.8	201.7	185.1	133.2	115.4	775.2	539.3	1,314.5
↓	34	30	AMRITHA SCHOOL OF MEDICINE, KOCHI	P	119.6	220.2	199.9	132.2	100.1	772.0	518.5	1,290.5
-	35	NP	ALL INDIA INSTITUTE OF MEDICAL SCIENCES (AIIMS), RAIPUR	G	196.0	151.3	189.7	94.1	63.0	694.1	489.8	1183.9
↓	36	34	SIKKIM MANIPAL INSTITUTE OF MEDICAL SCIENCES, GANGTOK	P	107.9	181.4	160.0	123.2	78.7	651.2	462.0	1113.2
↓	37	32	DR RAJENDRA PRASAD GOVERNMENT MEDICAL COLLEGE, KANGRA	G	154.7	137.8	152.9	115.4	91.6	652.4	457.4	1109.8
↓	38	33	SHRI RAM MURTI SMARAK INSTITUTE OF MEDICAL SCIENCES, BAREILLY	P	146.0	174.7	184.1	120.3	93.6	718.7	389.4	1108.1
↓	39	35	K.S. HEGDE MEDICAL ACADEMY, MANGALURU	P	127.0	197.0	168.3	118.4	101.3	712.0	368.3	1080.3
↑	40	41	PSG INSTITUTE OF MEDICAL SCIENCES & RESEARCH, COIMBATORE	P	194.6	147.6	171.6	108.8	71.6	694.2	335.8	1030.0
↓	41	36	BELAGAVI INSTITUTE OF MEDICAL SCIENCES, BELAGAVI	G	147.6	105.7	152.1	107.1	109.2	621.7	307.6	929.3
↓	42	39	JAWARHARLAL NEHRU MEDICAL COLLEGE, BELAGAVI, KARNATAKA	P	152.0	186.0	178.1	83.9	51.7	651.7	235.0	886.7
↓	43	40	BHARATI VIDYAPEETH (DEEMED TO BE UNIVERSITY) MEDICAL COLLEGE, PUNE	P	124.9	152.9	146.5	82.4	92.2	598.9	249.3	848.2
↑	44	45	D.Y. PATIL MEDICAL COLLEGE, KOLHAPUR	P	113.8	132.1	140.7	122.1	79.0	587.7	260.0	847.7
↓	45	43	DR D.Y. PATIL MEDICAL COLLEGE, HOSPITAL & RESEARCH CENTRE, PUNE	P	118.8	170.0	153.6	115.0	84.1	641.5	188.5	830.0
↓	46	44	SAVEETHA MEDICAL COLLEGE, CHENNAI	P	113.2	199.6	178.7	122.1	77.1	690.7	131.2	821.9
-	47	NP	SHRI B.M. PATIL MEDICAL COLLEGE HOSPITAL & RESEARCH CENTRE, BLDE (DEEMED TO BE UNIVERSITY), VIJAYAPURA, KARNATAKA	P	103.3	144.2	185.6	139.2	94.1	666.4	88.3	754.7
↔	48	48	SHRI GURU RAM RAI INSTITUTE OF MEDICAL & HEALTH SCIENCES, DEHRADUN	P	111.1	111.6	141.1	115.0	74.7	553.5	117.6	671.1
↔	49	49	PONDICHERRY INSTITUTE OF MEDICAL SCIENCES, PUDUCHERRY	P	107.7	148.3	151.6	132.2	66.0	605.8	64.5	670.3

MEDICAL — RANKS & SCORES OF COLLEGES

	OVERALL RANK 2021	OVERALL RANK 2020	COLLEGE & CITY	GOVT/ PVT (G/ P)	INTAKE QUALITY & GOVERNANCE	ACADEMIC EXCELLENCE	INFRASTRUCTURE & LIVING EXPERIENCE	PERSONALITY & LEADERSHIP DEVELOPMENT	CAREER PROGRESSION & PLACEMENT	OBJECTIVE SCORE	PERCEPTUAL SCORE	OVERALL SCORE
					300	300	240	180	180	1,200	800	2,000
↓	50	46	DR PINNAMANENI SIDDHARTHA INSTITUTE OF MEDICAL SCIENCES & RESEARCH FOUNDATION, VIJAYAWADA	P	141.4	132.2	147.1	83.3	25.0	529.0	138.3	667.3
-	51	NP	KALINGA INSTITUTE OF MEDICAL SCIENCES (KIMS), BHUBANESWAR	P	98.3	170.3	187.4	94.5	76.1	626.6	32.3	658.9
-	52	NP	MAHARASHTRA INSTITUTE OF MEDICAL EDUCATION AND RESEARCH MEDICAL COLLEGE, TALEGAON DABHADE, PUNE	P	143.4	114.6	128.8	117.3	97.0	601.1	32.5	633.6
↓	53	47	L.N. MEDICAL COLLEGE & RESEARCH CENTRE, BHOPAL	P	95.1	130.0	139.3	74.0	73.4	511.8	107.5	619.3
-	54	NP	CHALMEDA ANAND RAO INSTITUTE OF MEDICAL SCIENCES, KARIMNAGAR, TELANGANA	P	118.9	142.7	151.9	99.1	87.1	599.7	0.0	599.7
-	55	NP	MAHATMA GANDHI MISSION INSTITUTE OF HEALTH SCIENCES (MGMIHS), NAVI MUMBAI	P	118.4	124.7	144.2	60.1	63.8	511.2	29.1	540.3

DENTAL — RANKS & SCORES OF COLLEGES

	OVERALL RANK 2021	OVERALL RANK 2020	COLLEGE & CITY	GOVT/ PVT (G/ P)	INTAKE QUALITY & GOVERNANCE	ACADEMIC EXCELLENCE	INFRASTRUCTURE & LIVING EXPERIENCE	PERSONALITY & LEADERSHIP DEVELOPMENT	CAREER PROGRESSION & PLACEMENT	OBJECTIVE SCORE	PERCEPTUAL SCORE	OVERALL SCORE
					300	300	240	180	180	1,200	800	2,000
↔	1	1	MAULANA AZAD INSTITUTE OF DENTAL SCIENCES, NEW DELHI	G	291.8	271.1	226.1	163.6	156.4	1,109.0	800.0	1,909.0
↔	2	2	FACULTY OF DENTAL SCIENCES, KING GEORGE'S MEDICAL UNIVERSITY, LUCKNOW	G	264.3	254.4	219.6	150.5	157.7	1,046.5	793.6	1,840.1
↔	3	3	POST GRADUATE INSTITUTE OF DENTAL SCIENCES, ROHTAK	G	247.5	213.7	197.3	142.9	159.2	960.6	779.3	1,739.9
↔	4	4	FACULTY OF DENTAL SCIENCES, IMS, BHU, VARANASI	G	244.9	207.1	207.0	147.7	152.0	958.7	770.8	1,729.5
↔	5	5	MANIPAL COLLEGE OF DENTAL SCIENCES, MANIPAL	P	202.6	211.3	187.6	149.5	129.6	880.6	762.8	1,643.4
↑	6	7	GOVERNMENT DENTAL COLLEGE & HOSPITAL, MUMBAI	G	201.9	178.4	164.9	130.9	129.6	805.7	763.6	1,569.3
↓	7	6	NAIR HOSPITAL DENTAL COLLEGE, MUMBAI	G	204.8	186.4	140.1	140.5	124.7	796.5	772.7	1,569.2
↔	8	8	DR R. AHMED DENTAL COLLEGE & HOSPITAL, KOLKATA	G	225.2	179.7	162.1	123.9	109.4	800.3	745.1	1,545.4
↑	9	11	MANIPAL COLLEGE OF DENTAL SCIENCES, MANGALURU	P	185.5	216.0	162.1	141.8	106.7	812.1	717.6	1,529.7
↔	10	10	CHRISTIAN DENTAL COLLEGE & HOSPITAL, LUDHIANA	P	185.8	179.3	181.9	140.4	114.7	802.1	715.7	1,517.8
↑	11	13	DR ZIAUDDIN AHMED DENTAL COLLEGE, ALIGARH MUSLIM UNIVERSITY, ALIGARH	G	240.4	178.7	163.7	132.7	126.0	841.5	651.7	1,493.2
↓	12	9	GOVERNMENT DENTAL COLLEGE & HOSPITAL, NAGPUR	G	196.5	211.5	174.8	109.7	125.2	817.7	672.5	1,490.2
↓	13	12	FACULTY OF DENTAL SCIENCES, RAMAIAH UNIVERSITY OF APPLIED SCIENCES, BENGALURU	P	200.1	210.1	212.7	150.3	124.7	897.9	569.8	1,467.7
↔	14	14	SDM COLLEGE OF DENTAL SCIENCES & HOSPITAL, DHARWAD, KARNATAKA	P	168.3	186.4	140.1	142.9	117.0	754.7	687.5	1,442.2
↔	15	15	FACULTY OF DENTISTRY, JAMIA MILLIA ISLAMIA, NEW DELHI	G	243.9	184.7	125.4	121.2	124.9	800.1	625.0	1,425.1
↔	16	16	ITS CENTRE FOR DENTAL STUDIES & RESEARCH, GHAZIABAD	P	197.7	207.1	179.5	145.5	129.5	859.3	562.3	1,421.6
↔	17	17	AMRITHA SCHOOL OF DENTISTRY, KOCHI	P	196.0	206.6	196.3	142.7	102.4	844.0	566.7	1,410.7

DENTAL — RANKS & SCORES OF COLLEGES

	OVERALL RANK 2021	OVERALL RANK 2020	COLLEGE & CITY	GOVT/ PVT (G/ P)	INTAKE QUALITY & GOVERNANCE	ACADEMIC EXCELLENCE	INFRASTRUCTURE & LIVING EXPERIENCE	PERSONALITY & LEADERSHIP DEVELOPMENT	CAREER PROGRESSION & PLACEMENT	OBJECTIVE SCORE	PERCEPTUAL SCORE	OVERALL SCORE
					300	300	240	180	180	1,200	800	2,000
↔	18	18	A.B. SHETTY MEMORIAL INSTITUTE OF DENTAL SCIENCES, MANGALURU	P	151.7	182.2	189.8	130.9	104.8	759.4	638.0	1,397.4
↔	19	19	SRI RAMACHANDRA DENTAL COLLEGE & HOSPITAL, CHENNAI	P	141.9	186.4	194.1	131.7	108.9	763.0	624.2	1,387.2
↑	20	22	GOVERNMENT DENTAL COLLEGE & HOSPITAL, AURANGABAD, MAHARASHTRA	G	208.1	165.3	165.3	126.5	108.4	773.6	536.4	1,310.0
↔	21	21	ARMY COLLEGE OF DENTAL SCIENCES, SECUNDERABAD	P	185.9	185.6	162.2	120.3	114.4	768.4	538.7	1,307.1
-	22	NP	ESIC DENTAL COLLEGE & HOSPITAL, NEW DELHI	G	174.3	176.8	174.9	130.7	132.6	789.3	449.4	1,238.7
↔	23	23	DR HARVANSH SINGH JUDGE INSTITUTE OF DENTAL SCIENCES & HOSPITAL, CHANDIGARH	G	185.7	162.2	118.5	117.9	123.8	708.1	497.9	1,206.0
↔	24	24	MANAV RACHNA DENTAL COLLEGE, FARIDABAD	P	191.3	158.0	113.1	109.9	116.6	688.9	508.9	1,197.8
↑	25	26	ITS DENTAL COLLEGE, HOSPITAL & RESEARCH CENTRE, GREATER NOIDA	P	184.1	175.1	174.9	136.2	115.2	785.5	407.5	1,193.0
↓	26	25	BHARATI VIDYAPEETH (DEEMED TO BE UNIVERSITY) DENTAL COLLEGE & HOSPITAL, PUNE	P	178.0	186.4	164.9	93.3	67.8	690.4	498.4	1,188.8
-	27	NP	HIMACHAL PRADESH GOVERNMENT DENTAL COLLEGE & HOSPITAL, SHIMLA	G	172.7	86.5	129.9	87.3	73.0	549.4	635.0	1,184.4
↔	28	28	SCHOOL OF DENTAL SCIENCES, SHARDA UNIVERSITY, GREATER NOIDA	P	169.7	179.3	173.1	120.9	103.5	746.5	435.2	1,181.7
↔	29	29	THE OXFORD DENTAL COLLEGE & HOSPITAL, BENGALURU	P	144.5	162.3	103.3	142.6	114.8	667.5	481.3	1,148.8
-	30	NP	DR D.Y. PATIL DENTAL COLLEGE & HOSPITAL, PUNE	P	155.1	161.2	183.8	113.7	59.7	673.5	457.7	1,131.2
-	31	NP	SUBHARTI DENTAL COLLEGE, MEERUT	P	190.4	142.5	178.1	106.1	116.5	733.6	396.9	1,130.5
↑	32	34	YENEPOYA DENTAL COLLEGE, MANGALURU	P	141.2	185.9	181.8	132.2	108.7	749.8	363.2	1,113.0
↔	33	33	D.A. PANDU MEMORIAL R.V. DENTAL COLLEGE, BENGALURU	P	152.9	181.3	140.0	104.3	106.9	685.4	426.4	1,111.8
↓	34	32	PMS COLLEGE OF DENTAL SCIENCE & RESEARCH, THIRUVANANTHAPURAM	P	175.2	175.0	117.5	109.6	107.7	685.0	426.2	1,111.2
↓	35	30	BHARATI VIDYAPEETH (DEEMED TO BE UNIVERSITY) DENTAL COLLEGE & HOSPITAL, NAVI MUMBAI	P	135.4	179.8	87.1	109.5	116.2	628.0	481.7	1,109.7
↓	36	35	GURU NANAK INSTITUTE OF DENTAL SCIENCES & RESEARCH, KOLKATA	P	154.5	119.7	105.5	136.3	72.4	588.4	516.4	1,104.8
↓	37	27	COLLEGE OF DENTAL SCIENCES, DAVANGERE, KARNATAKA	P	147.7	181.4	174.8	137.4	70.3	711.6	382.7	1,094.3
-	38	NP	GOVERNMENT DENTAL COLLEGE & HOSPITAL, SRINAGAR	G	194.0	108.2	155.1	51.9	102.8	612.0	480.1	1,092.1
↓	39	31	COORG INSTITUTE OF DENTAL SCIENCES, VIRAJPET	P	114.1	193.2	140.5	105.3	107.9	661.0	428.0	1,089.0
↓	40	36	VISHNU DENTAL COLLEGE, BHIMAVARAM, ANDHRA PRADESH	P	194.6	179.4	132.2	125.0	123.5	754.7	309.2	1,063.9
↓	41	37	BHOJIA DENTAL COLLEGE & HOSPITAL, BADDI, HP	P	136.7	155.9	105.7	140.3	116.3	654.9	306.6	961.5
↓	42	39	KRISHNADEVARAYA COLLEGE OF DENTAL SCIENCES & HOSPITAL, BENGALURU	P	139.6	166.2	182.2	140.2	116.3	744.5	210.6	955.1
↓	43	38	JSS DENTAL COLLEGE & HOSPITAL, MYSURU	P	142.5	176.8	162.1	146.8	80.5	708.7	245.2	953.9
↓	44	41	BHARATI VIDYAPEETH (DEEMED TO BE UNIVERSITY) DENTAL COLLEGE & HOSPITAL, SANGLI, MAHARASHTRA	P	128.6	137.0	173.6	119.8	64.4	623.4	321.2	944.6
↓	45	42	SEEMA DENTAL COLLEGE & HOSPITAL, RISHIKESH	P	186.5	174.8	116.5	131.9	95.2	704.9	239.3	944.2
↓	46	40	VIVEKANANDHA DENTAL COLLEGE FOR WOMEN, NAMAKKAL, TAMIL NADU	P	195.3	134.7	164.9	109.4	155.5	759.8	179.9	939.7
-	47	NP	SARASWATI DENTAL COLLEGE, LUCKNOW	P	142.9	179.3	166.7	131.6	85.1	705.6	214.2	919.8
↓	48	43	DAYANANDA SAGAR COLLEGE OF DENTAL SCIENCES, BENGALURU	P	160.5	143.2	174.8	96.9	99.8	675.2	233.7	908.9
-	49	NP	SINGHAD DENTAL COLLEGE & HOSPITAL, PUNE	P	129.1	149.5	110.5	77.2	100.9	567.2	316.5	883.7

DENTAL — RANKS & SCORES OF COLLEGES

	OVERALL RANK 2021	OVERALL RANK 2020	COLLEGE & CITY	GOVT/ PVT (G/ P)	INTAKE QUALITY & GOVERNANCE	ACADEMIC EXCELLENCE	INFRASTRUCTURE & LIVING EXPERIENCE	PERSONALITY & LEADERSHIP DEVELOPMENT	CAREER PROGRESSION & PLACEMENT	OBJECTIVE SCORE	PERCEPTUAL SCORE	OVERALL SCORE
					300	300	240	180	180	1,200	800	2,000
-	50	NP	INSTITUTE OF DENTAL SCIENCES, SIKSHA 'O' ANUSANDHAN (DEEMED TO BE UNIVERSITY), BHUBANESWAR	P	115.3	190.3	167.1	106.9	67.8	647.4	150.2	797.6
-	51	NP	INDERPRASTHA DENTAL COLLEGE & HOSPITAL, GHAZIABAD	P	139.2	156.0	117.6	147.5	109.8	670.1	118.0	788.1
-	52	NP	KAMINENI INSTITUTE OF DENTAL SCIENCES, NARKETPALLY, TELANGANA	P	138.3	91.2	151.5	85.1	116.1	582.2	124.9	707.1
↓	53	46	HKES'S S.NIJALINGAPPA INSTITUTE OF DENTAL SCIENCES & RESEARCH, KALABURAGI, KARNATAKA	P	150.1	120.9	92.9	108.7	63.3	535.9	160.4	696.3
-	54	NP	SHARAD PAWAR DENTAL COLLEGE AND HOSPITAL, WARDHA, MAHARASHTRA	P	112.4	181.3	187.2	95.6	47.8	624.3	46.0	670.3
-	55	NP	K.D. DENTAL COLLEGE & HOSPITAL, MATHURA	P	102.5	115.8	162.1	123.5	71.6	575.5	0.0	575.5
-	56	NP	LUXMI BAI INSTITUTE OF DENTAL SCIENCES & HOSPITAL PATIALA	P	108.8	81.9	83.0	100.6	53.7	428.0	78.5	506.5
-	57	NP	VINAYAKA MISSION'S SANKARACHARIYAR DENTAL COLLEGE, SALEM	P	131.3	126.3	76.2	45.4	65.0	444.2	51.1	495.3
-	58	NP	AHMEDABAD DENTAL COLLEGE & HOSPITAL, GANDHINAGAR	P	94.9	116.3	133.2	73.6	69.1	487.1	0.0	487.1
-	59	NP	KSR INSTITUTE OF DENTAL SCIENCE AND RESEARCH, TIRUCHENGODE, TAMIL NADU	P	90.9	113.8	141.0	26.3	49.7	421.7	0.0	421.7

ENGINEERING (GOVERNMENT) — RANKS & SCORES OF COLLEGES

	OVERALL RANK 2021	OVERALL RANK 2020	COLLEGE & CITY	INTAKE QUALITY & GOVERNANCE	ACADEMIC EXCELLENCE	INFRASTRUCTURE & LIVING EXPERIENCE	PERSONALITY & LEADERSHIP DEVELOPMENT	CAREER PROGRESSION & PLACEMENT	OBJECTIVE SCORE	PERCEPTUAL SCORE	OVERALL SCORE
				288	264	240	120	288	1,200	800	2,000
↔	1	1	INDIAN INSTITUTE OF TECHNOLOGY, DELHI	244.5	230.1	216	100.3	273.4	1064.3	799.2	1,863.5
↔	2	2	INDIAN INSTITUTE OF TECHNOLOGY, MUMBAI	243.9	229.1	210.6	98.9	260.4	1042.9	798	1,840.9
↑	3	4	INDIAN INSTITUTE OF TECHNOLOGY, KANPUR	235.1	221	215.2	98.9	258.1	1028.3	791.9	1,820.2
↓	4	3	INDIAN INSTITUTE OF TECHNOLOGY, KHARAGPUR	238.8	229.9	211.6	95.4	252.1	1027.8	792.1	1,819.9
↔	5	5	INDIAN INSTITUTE OF TECHNOLOGY, ROORKEE	234.7	213.2	205	97.5	254.8	1005.2	787.1	1,792.3
↔	6	6	INDIAN INSTITUTE OF TECHNOLOGY, GUWAHATI	227.9	202.8	209.9	100	258.9	999.5	786.8	1,786.3
↑	7	8	DELHI TECHNOLOGICAL UNIVERSITY (DTU), NEW DELHI	226.8	175.6	179.6	86.8	229.1	897.9	774.2	1,672.1
-	8	NP	NETAJI SUBHAS UNIVERSITY OF TECHNOLOGY, NEW DELHI	227.6	155.5	185.8	78.6	250.1	897.6	772.9	1,670.5
↓	9	7	NATIONAL INSTITUTE OF TECHNOLOGY, TIRUCHIRAPPALLI	217.6	177.3	177.1	80.6	231.9	884.5	771.2	1,655.7
↓	10	9	INDIAN INSTITUTE OF INFORMATION TECHNOLOGY (IIIT ALLAHABAD), PRAYAGRAJ	209.9	173.2	208.5	82.6	213.1	887.3	752.5	1,639.8
↔	11	11	INDIAN INSTITUTE OF TECHNOLOGY BHUBANESWAR, BHUBANESWAR	215.2	182	191.8	95.5	215.2	899.7	735	1,634.7
↔	12	12	INDIAN INSTITUTE OF TECHNOLOGY, MANDI	206	180.7	191.8	86.8	247.3	912.6	704.4	1,617
↔	13	13	INDRAPRASTHA INSTITUTE OF INFORMATION TECHNOLOGY, NEW DELHI	207.8	169.8	180.8	91.5	222.5	872.4	743.6	1,616

ENGINEERING (GOVERNMENT) — RANKS & SCORES OF COLLEGES

	OVERALL RANK 2021	OVERALL RANK 2020	COLLEGE AND CITY	INTAKE QUALITY & GOVERNANCE	ACADEMIC EXCELLENCE	INFRASTRUCTURE & LIVING EXPERIENCE	PERSONALITY & LEADERSHIP DEVELOPMENT	CAREER PROGRESSION & PLACEMENT	OBJECTIVE SCORE	PERCEPTUAL SCORE	OVERALL SCORE
				288	264	240	120	288	1,200	800	2,000
↑	14	16	INDIAN INSTITUTE OF TECHNOLOGY, GANDHINAGAR	210.6	210.8	209.2	97.3	171.1	899	706.3	1,605.3
↑	15	17	COLLEGE OF ENGINEERING, PUNE	205.7	170.6	189.5	87.3	186.8	839.9	739.7	1,579.6
↑	16	18	VISVESVARAYA NATIONAL INSTITUTE OF TECHNOLOGY, NAGPUR	210.8	165.5	203.1	88.2	204	871.6	706.4	1,578
-	17	NP	MALAVIYA NATIONAL INSTITUTE OF TECHNOLOGY, JAIPUR	208.4	195.3	178.7	88.6	191.9	862.9	713	1,575.9
-	18	NP	NATIONAL INSTITUTE OF TECHNOLOGY, HAMIRPUR, HIMACHAL PRADESH	208.3	177.7	179.7	83.7	173.7	823.1	711.1	1,534.2
↔	19	19	INDIRA GANDHI DELHI TECHNICAL UNIVERSITY FOR WOMEN, NEW DELHI	204.2	158	171.5	84.4	195	813.1	700.5	1,513.6
↑	20	21	HARCOURT BUTLER TECHNICAL UNIVERSITY, KANPUR	210.1	161.9	170.4	74	188.9	805.3	695.6	1,500.9
↓	21	20	NATIONAL INSTITUTE OF TECHNOLOGY, ROURKELA	200.6	175.4	204.6	81.1	183.1	844.8	641.2	1,486
↑	22	24	DR B.R. AMBEDKAR NATIONAL INSTITUTE OF TECHNOLOGY, JALANDHAR	220.3	154.2	178.9	90.4	188.2	832	610.4	1,442.4
↔	23	23	ZAKIR HUSAIN COLLEGE OF ENGINEERING & TECHNOLOGY, ALIGARH	210.5	172.7	176.5	80.3	164.9	804.9	624.1	1,429
↑	24	26	NATIONAL INSTITUTE OF TECHNOLOGY, SILCHAR	224.8	152.7	175.4	83.7	165.8	802.4	561.3	1,363.7
↑	25	27	NATIONAL INSTITUTE OF TECHNOLOGY, SRINAGAR	191.7	151.7	158.9	81.5	189.7	773.5	532.1	1,305.6
↑	26	29	NATIONAL INSTITUTE OF TECHNOLOGY MEGHALAYA, SHILLONG	202.9	177.4	129.1	71.1	177.7	758.2	497.7	1,255.9
-	27	NP	GOVT. MODEL ENGINEERING COLLEGE, KOCHI	186.3	138.7	144	67.8	182	718.8	533.5	1,252.3
-	28	NP	L.D. COLLEGE OF ENGINEERING, AHMEDABAD	210.6	104.6	146.7	71	112.3	645.2	284.5	929.7
↑	29	32	GOVERNMENT ENGINEERING COLLEGE, JAGDALPUR, CHHATTISGARH	115.7	69.7	134.1	65.6	162.7	547.8	241.7	789.5
↑	30	33	GOVERNMENT COLLEGE OF ENGINEERING, KARAD, MAHARASHTRA	165.5	51.1	113.6	11.7	134.2	476.1	242.5	718.6

1. Rankings are based on 'objective' data and 'perceptual survey' data
2. Only those colleges which submitted their objective data have been ranked. In addition, due to the lockdown, few premier engineering colleges (IIT-Bombay, IIT-Kharagpur) could not submit their data. Hence, these colleges were ranked based on the data submitted by them the previous year and current publically available data.
3. Only those colleges which fulfilled the following criteria were considered eligible for participation:
i. Minimum three batches passed out
ii. Offering full time undergraduate (UG) programme
4. All scores have been rounded off to one decimal place. This may result in rounding off errors while adding the parameter-wise score
5. Those colleges not ranked during perceptual survey have got 0 marks in perceptual score

ENGINEERING (PRIVATE) — RANKS & SCORES OF COLLEGES

	OVERALL RANK 2021	OVERALL RANK 2020	COLLEGE & CITY	INTAKE QUALITY & GOVERNANCE	ACADEMIC EXCELLENCE	INFRASTRUCTURE & LIVING EXPERIENCE	PERSONALITY & LEADERSHIP DEVELOPMENT	CAREER PROGRESSION & PLACEMENT	OBJECTIVE SCORE	PERCEPTUAL SCORE	OVERALL SCORE
				288	264	240	120	288	1,200	800	2,000
↔	1	1	BIRLA INSTITUTE OF TECHNOLOGY AND SCIENCE (BITS), PILANI	221.6	173.5	180.5	88.8	250.3	914.7	777.9	1,692.6
↔	2	2	BIRLA INSTITUTE OF TECHNOLOGY MESRA, RANCHI	211.3	170.8	191.7	79.3	196.7	849.8	759.7	1,609.5
↑	3	4	MANIPAL INSTITUTE OF TECHNOLOGY, MANIPAL	211.9	156.5	176.9	75.3	200.4	821	736.4	1,557.4
↓	4	3	VELLORE INSTITUTE OF TECHNOLOGY, VELLORE	198.9	164.3	187.9	86.1	169	806.2	725.7	1,531.9
↑	5	6	B.M.S. COLLEGE OF ENGINEERING, BENGALURU	200.7	168.4	165	86.8	210.5	831.4	687.2	1,518.6

	OVERALL RANK 2021	OVERALL RANK 2020	COLLEGE & CITY	INTAKE QUALITY & GOVERNANCE	ACADEMIC EXCELLENCE	INFRASTRUCTURE & LIVING EXPERIENCE	PERSONALITY & LEADERSHIP DEVELOPMENT	CAREER PROGRESSION & PLACEMENT	OBJECTIVE SCORE	PERCEPTUAL SCORE	OVERALL SCORE
				288	264	240	120	288	1,200	800	2,000
↓	6	5	THAPAR INSTITUTE OF ENGINEERING & TECHNOLOGY, PATIALA	207.1	153.3	178.7	85.6	178.9	803.6	714.9	1,518.5
↔	7	7	M.S. RAMAIAH INSTITUTE OF TECHNOLOGY, BENGALURU	182.7	166	162.9	87.3	180	778.9	694.3	1,473.2
↔	8	8	SRM INSTITUTE OF SCIENCE & TECHNOLOGY, KANCHEEPURAM	198.8	159.6	174.1	79	169.4	780.9	687.9	1,468.8
↔	9	9	PSG COLLEGE OF TECHNOLOGY, COIMBATORE	210	174.9	179.7	84.7	172.9	822.2	620.8	1,443
↔	10	10	SVKM'S DWARKADAS J. SANGHVI COLLEGE OF ENGG, MUMBAI	196.1	151.9	153.4	75.8	175	752.2	657.2	1,409.4
↑	11	12	SYMBIOSIS INSTITUTE OF TECHNOLOGY, PUNE	159.8	151.4	163.2	84.4	171.6	730.4	616.5	1,346.9
↓	12	11	BHARATI VIDYAPEETH (DEEMED TO BE UNIVERSITY) COLLEGE OF ENGINEERING, PUNE	177.7	136.4	135	61.8	192.1	703	612.8	1,315.8
↔	13	13	THE NATIONAL INSTITUTE OF ENGINEERING, MYSURU	198.8	140.9	158.2	71.9	165.8	735.6	568.4	1,304
↔	14	14	SVKM'S NMIMS MUKESH PATEL SCHOOL OF TECHNOLOGY, MANAGEMENT & ENGINEERING, MUMBAI	201.4	164.2	137.2	72.7	181.6	757.1	492.7	1,249.8
↔	15	15	INSTITUTE OF TECHNOLOGY, NIRMA UNIVERSITY, AHMEDABAD	200.4	147.2	158.9	68.1	164.6	739.2	508.7	1,247.9
↔	16	16	K.J. SOMAIYA COLLEGE OF ENGINEERING, MUMBAI	202.6	145.6	156.6	77.9	166.1	748.8	476.9	1,225.7
↑	17	18	MAHARAJA SURAJMAL INSTITUTE OF TECHNOLOGY, NEW DELHI	199.5	121	150.6	65.5	169.6	706.2	481.8	1,188
↑	18	19	GALGOTIAS COLLEGE OF ENGINEERING & TECHNOLOGY, GREATER NOIDA	188.5	113	150.5	64.5	123	639.5	544.3	1,183.8
↑	19	17	SIKKIM MANIPAL INSTITUTE OF TECHNOLOGY, MAJITAR, SIKKIM	177.1	152.4	179.7	66.5	145.4	721.1	462.4	1,183.5
↔	20	20	SHRI RAMDEOBABA COLLEGE OF ENGINEERING & MANAGEMENT, NAGPUR	189.4	139.2	133.5	75.7	157	694.8	487.3	1,182.1
↔	21	21	RUNGTA COLLEGE OF ENGINEERING & TECHNOLOGY, BHILAI	175.8	145	161.1	66.4	181.1	729.4	446.3	1,175.7
↑	22	23	SATHYABAMA INSTITUTE OF SCIENCE & TECHNOLOGY, CHENNAI	178.9	140	159.4	64.5	161.9	704.7	451.9	1,156.6
↓	23	22	AMITY SCHOOL OF ENGINEERING & TECHNOLOGY, NOIDA	140.6	166	160.1	67.3	147.3	681.3	471.7	1,153
↔	24	24	FACULTY OF ENGINEERING, MANIPAL UNIVERSITY, JAIPUR	163.4	115.4	170.7	85.8	180.6	715.9	394.9	1,110.8
↔	25	25	THIAGARAJAR COLLEGE OF ENGINEERING, MADURAI	194.1	147.8	138.6	66.8	168.6	715.9	392.3	1,108.2
↔	26	26	G.L. BAJAJ INSTITUTE OF TECHNOLOGY & MANAGEMENT, GREATER NOIDA	132.8	150.2	157.1	75.3	146.3	661.7	437	1,098.7
↑	27	29	SIR M. VISVESVARAYA INSTITUTE OF TECHNOLOGY, BENGALURU	179.8	98.1	138.5	59.6	153.5	629.5	428.4	1,057.9
↑	28	30	K.L.S. GOGTE INSTITUTE OF TECHNOLOGY, BELAGAVI, KARNATAKA	173	142.1	154.1	58.3	148.5	676	356.7	1,032.7
↑	29	33	ARMY INSTITUTE OF TECHNOLOGY, PUNE	140	104.4	130.8	70.3	174.8	620.3	397	1,017.3
↑	30	31	CHAITANYA BHARATHI INSTITUTE OF TECHNOLOGY, HYDERABAD	172.5	112.8	163.5	71.6	157.6	678	332.9	1,010.9
↑	31	37	THE LNM INSTITUTE OF INFORMATION TECHNOLOGY, JAIPUR	164.3	148	144.5	70.3	164.1	691.2	313.1	1,004.3
↔	32	32	JAYPEE INSTITUTE OF INFORMATION TECHNOLOGY, NOIDA	176.9	109.5	132.8	28.3	184.4	631.9	372.2	1,004.1
-	33	NP	SCHOOL OF ENGINEERING, UNIVERSITY OF PETROLEUM & ENERGY STUDIES, DEHRADUN	163.8	144.9	156.8	66.3	161.4	693.2	306	999.2
↑	34	39	GURU NANAK DEV ENGINEERING COLLEGE, LUDHIANA	190.8	122.1	160.5	63.8	113.5	650.7	336.2	986.9
↑	35	44	NITTE MEENAKSHI INSTITUTE OF TECHNOLOGY, BENGALURU	173.1	145.5	163.3	71.6	160.3	713.8	270	983.8
↑	36	46	VISHWAKARMA INSTITUTE OF TECHNOLOGY, PUNE	196.2	140.1	110.8	65	181.1	693.2	290.3	983.5
↓	37	36	R.M.K. ENGINEERING COLLEGE, THIRUVALLUR	122.3	131.9	171	72.4	132.4	630	347.5	977.5
↔	38	38	FACULTY OF ENGINEERING, CHRIST (DEEMED TO BE UNIVERSITY), BENGALURU	129.3	146.8	160.3	67.7	143.4	647.5	328.8	976.3
↑	39	42	MUFFAKHAM JAH COLLEGE OF ENGINEERING & TECHNOLOGY, HYDERABAD	172.5	155.2	117.4	67.7	114.1	626.9	346.9	973.8
↓	40	35	MEPCO SCHLENK ENGINEERING COLLEGE, SIVAKASI	165.2	136.5	165.1	75.7	131.1	673.6	298	971.6
↑	41	45	UNIVERSITY INSTITUTE OF ENGINEERING, CHANDIGARH UNIVERSITY, MOHALI	112.2	151.2	173.2	67	142	645.6	306.3	951.9
↓	42	34	FACULTY OF SCIENCE & TECHNOLOGY, ICFAITECH, HYDERABAD	160.1	143.6	166.8	47.7	118.6	636.8	314	950.8
↑	43	48	SRI SAIRAM ENGINEERING COLLEGE, CHENNAI	164.7	150.4	159	71.4	136	681.5	263	944.5
↑	44	52	FACULTY OF ENGINEERING & TECHNOLOGY, MIT WORLD PEACE UNIVERSITY, PUNE	131.7	140.8	158.9	65.2	132.8	629.4	307.8	937.2
↓	45	40	D.Y. PATIL COLLEGE OF ENGINEERING, AKURDI, PUNE	175.9	102.4	116.4	74.3	143.6	612.6	322.6	935.2
↑	46	59	FACULTY OF ENGINEERING & TECHNOLOGY, JAIN UNIVERSITY, RAMANAGARA, KARNATAKA	133.7	150.4	144.3	57.2	160.3	645.9	286.5	932.4
↑	47	50	INSTITUTE OF ENGINEERING & TECHNOLOGY, CHITKARA UNIVERSITY, RAJPURA, PUNJAB	120.6	149.9	157.4	51.4	159.3	638.6	293.1	931.7
↑	48	49	JAWAHARLAL NEHRU NATIONAL COLLEGE OF ENGINEERING, SHIVAMOGGA, KARNATAKA	162.7	120.8	132.9	62.3	129.4	608.1	323.1	931.2
-	49	NP	HINDUSTAN INSTITUTE OF TECHNOLOGY & SCIENCE (DEEMED TO BE UNIVERSITY), CHENNAI	153.6	160.1	171	75.5	109.9	670.1	247.8	917.9
↑	50	63	LAKSHMI NARAIN COLLEGE OF TECHNOLOGY, BHOPAL	150.6	120.6	121.9	41.8	156.2	591.1	322	913.1
↑	51	54	SRI VENKATESWARA COLLEGE OF ENGINEERING, TIRUPATI	141.2	138.3	126.9	29.5	96.2	532.1	377.1	909.2
↓	52	51	SIDDAGANGA INSTITUTE OF TECHNOLOGY, TUMKUR, KARNATAKA	162.8	147.3	162.5	74.3	148.7	695.6	208.1	903.7
↑	53	58	SRI SAIRAM COLLEGE OF ENGINEERING, BENGALURU	151.5	150.3	177.2	66.5	139.8	685.3	203.1	888.4
↑	54	68	MKSSS'S CUMMINS COLLEGE OF ENGINEERING FOR WOMEN, PUNE	174.7	111.5	112.7	56.1	164.1	619.1	265.1	884.2
↑	55	61	BANNARI AMMAN INST. OF TECHNOLOGY, ERODE, TAMIL NADU	168	143	167.3	73.6	106.3	658.2	220.7	878.9
↑	56	60	AJAY KUMAR GARG ENGINEERING COLLEGE, GHAZIABAD	168.4	116.8	142.5	68.3	120.8	616.8	260.9	877.7
↔	57	57	INSTITUTE OF AERONAUTICAL ENGINEERING, HYDERABAD	123.3	143.7	160.5	71.8	139.4	638.7	230.3	869
↑	58	66	FACULTY OF ENGINEERING & TECHNOLOGY, MANAV RACHNA INTERNATIONAL UNIVERSITY, FARIDABAD	176.3	144.5	174.4	72	95.4	662.6	194.5	857.1
↑	59	67	SCHOOL OF ENGINEERING & TECHNOLOGY, GALGOTIAS UNIVERSITY, GREATER NOIDA	177.2	92.3	113.4	42.2	97.1	522.2	332.3	854.5
↑	60	74	SONA COLLEGE OF TECHNOLOGY, SALEM	128.6	141.8	143.9	66	124.2	604.5	246.4	850.9
↑	61	62	VEL TECH MULTI TECH DR RANGARAJAN DR SAKUNTHALA ENGINEERING COLLEGE, CHENNAI	129	125.5	173.5	64.2	113.7	605.9	244.2	850.1
↑	62	64	PES COLLEGE OF ENGINEERING, MANDYA, KARNATAKA	137.3	135.6	172.7	69.7	111.9	627.2	219	846.2
↑	63	73	RAJALAKSHMI ENGINEERING COLLEGE, CHENNAI	130.3	144.5	121.8	52.4	140.6	589.6	255.8	845.4
↑	64	77	KONGU ENGINEERING COLLEGE, ERODE, TAMIL NADU	116.7	145.4	171.4	79.4	129.3	642.2	202.1	844.3
↑	65	70	R.M.D. ENGINEERING COLLEGE, KAVARAIPETTAI, TAMIL NADU	124.5	121.6	135.4	58.5	132.2	572.2	270.3	842.5
↑	66	69	DAV INSTITUTE OF ENGINEERING & TECHNOLOGY, JALANDHAR	185.8	84	172.8	70	120.3	632.9	209.5	842.4
↑	67	75	JAIPUR ENGINEERING COLLEGE & RESEARCH CENTRE, JAIPUR	170.2	83.3	108.4	68.2	157	587.1	253.9	841
↑	68	79	DAYANANDA SAGAR ACADEMY OF TECHNOLOGY & MANAGEMENT, BENGALURU	101.6	118	147.1	60.5	154.6	581.8	256.7	838.5
↑	69	71	INSTITUTE OF ENGINEERING & MANAGEMENT, JAIPUR	99.9	95.6	170.2	78.9	119.1	563.7	270.6	834.3
↑	70	72	SCMS SCHOOL OF ENGINEERING & TECHNOLOGY, ERNAKULAM	170.7	130.5	161.5	71.3	81.7	615.7	216.3	832
-	71	NP	SHRI RAMSWAROOP MEMORIAL COLLEGE OF ENGINEERING & MANAGEMENT, LUCKNOW	123.9	86.1	139.3	45.1	84.4	478.8	353.1	831.9

	OVERALL RANK 2021	OVERALL RANK 2020	COLLEGE & CITY	INTAKE QUALITY & GOVERNANCE	ACADEMIC EXCELLENCE	INFRASTRUCTURE & LIVING EXPERIENCE	PERSONALITY & LEADERSHIP DEVELOPMENT	CAREER PROGRESSION & PLACEMENT	OBJECTIVE SCORE	PERCEPTUAL SCORE	OVERALL SCORE
				288	264	240	120	288	1,200	800	2,000
↓	72	65	INSTITUTE OF ENGINEERING AND TECHNOLOGY, J.K. LAKSHMIPAT UNIVERSITY, JAIPUR	101.1	128	179.9	68.9	91.4	569.3	262.5	831.8
↑	73	76	GMR INSTITUTE OF TECHNOLOGY, RAJAM, ANDHRA PRADESH	131.9	127.1	158	76	115.8	608.8	219.5	828.3
-	74	NP	PRANVEER SINGH INSTITUTE OF TECHNOLOGY, KANPUR	177	72.8	142	52.1	130	573.9	253.9	827.8
↑	75	82	SCHOOL OF ENGINEERING & INFORMATION TECHNOLOGY, SANSKRITI UNIVERSITY, MATHURA	101.1	125.1	165.6	68.8	123.2	583.8	243.6	827.4
↑	76	80	PIMPRI CHINCHWAD COLLEGE OF ENGINEERING, PUNE	138.6	123.7	128.9	73	149.8	614	204.3	818.3
↑	77	81	IES COLLEGE OF TECHNOLOGY, BHOPAL	115	112.7	157.1	70.9	149.8	605.5	212.4	817.9
↑	78	84	MALLA REDDY COLLEGE OF ENGG & TECHNOLOGY, HYDERABAD	144.8	147.6	148.8	54.9	133.6	629.7	184.7	814.4
-	79	NP	SHRI SHANKARACHARYA TECHNICAL CAMPUS, BHILAI	147.1	138.3	169.3	60.8	131.8	647.3	166.1	813.4
↑	80	85	CHANDIGARH ENGINEERING COLLEGE, MOHALI	134.7	113.7	138.6	64.8	152.4	604.2	209.1	813.3
↑	81	88	CMR INSTITUTE OF TECHNOLOGY, BENGALURU	136.2	139.7	125.8	75.4	153.1	630.2	173.7	803.9
-	82	NP	SREENIDHI INST. OF SCIENCE & TECHNOLOGY, HYDERABAD	146.9	125.7	115.6	55.4	117.2	560.8	235.1	795.9
↑	83	97	G.H. RAISONI COLLEGE OF ENGINEERING, NAGPUR	161.5	111.4	120.7	79.8	143.5	616.9	174.1	791
↑	84	99	SRI KRISHNA COLLEGE OF ENGINEERING & TECHNOLOGY, COIMBATORE	126.9	136.5	153.6	68.6	154.1	639.7	150.2	789.9
↑	85	92	D.Y. PATIL RAMRAO ADIK INSTITUTE OF TECHNOLOGY, NAVI MUMBAI	161.7	120.9	90.6	74.4	145.7	593.3	184.1	777.4
↑	86	91	AMITY SCHOOL OF ENGINEERING & TECHNOLOGY, LUCKNOW	152.1	132	165.5	56.5	137.9	644	131.9	775.9
↑	87	103	JAYAWANT SHIKSHAN PRASARAK MANDAL (JSPM) RAJARSHI SHAHU COLLEGE OF ENGINEERING, PUNE	135	130.1	162.4	59.9	147.6	635	132.5	767.5
-	88	NP	FR CONCEICAO RODRIGUES INSTITUTE OF TECHNOLOGY, NAVI MUMBAI	125.4	131.7	112.1	50.7	162.1	582	177.6	759.6
↑	89	95	EASWARI ENGINEERING COLLEGE (AUTONOMOUS), CHENNAI	156.9	140.7	140.1	52.7	139.1	629.5	124.2	753.7
↓	90	86	JIS COLLEGE OF ENGINEERING, KALYANI, WEST BENGAL	118	121.6	170.1	59.1	70	538.8	214.8	753.6
↑	91	108	KCG COLLEGE OF TECHNOLOGY, CHENNAI	79.9	146.4	166.2	72.2	135	599.7	152.6	752.3
↑	92	101	BRACT'S VISHWAKARMA INSTITUTE OF INFORMATION TECHNOLOGY, PUNE	130.4	133.9	78.8	59.5	139.4	542	210.2	752.2
↑	93	98	SRI VENKATESWARA ENGINEERING COLLEGE, TIRUPATI	129.7	72	87.5	46.6	146.1	481.9	267.5	749.4
↑	94	100	SHRI VISHNU ENGINEERING COLLEGE FOR WOMEN (AUTONOMOUS), BHIMAVARAM, ANDHRA PRADESH	129.6	106.1	126.3	38.1	136.2	536.3	208.9	745.2
↑	95	104	VIGNAN INSTITUTE OF TECHNOLOGY & SCIENCE, HYDERABAD	158.3	124.1	153.5	65.1	131.6	632.6	112.4	745
↑	96	102	S.A. ENGINEERING COLLEGE, CHENNAI	107.6	146.6	144.3	56.3	113.7	568.5	170.9	739.4
↑	97	107	YESHWANTRAO CHAVAN COLLEGE OF ENGINEERING, NAGPUR	159.4	115.5	119.1	56.3	121	571.3	166.2	737.5
-	98	NP	TKM COLLEGE OF ENGINEERING, KOLLAM	148.1	114.4	126.3	60.4	130.7	579.9	150.3	730.2
↑	99	110	CMR COLLEGE OF ENGINEERING & TECHNOLOGY, HYDERABAD	101.3	122	148.2	59.2	100	530.7	198.3	729
-	100	NP	B.N.M. INSTITUTE OF TECHNOLOGY, BENGALURU	142.9	131.4	157.4	66.7	148.4	646.8	71.2	718
↑	101	116	NALLA MALLA REDDY ENGINEERING COLLEGE, HYDERABAD	133.9	116.5	132.5	64.7	120	567.6	150.2	717.8
↑	102	114	WALCHAND INSTITUTE OF TECHNOLOGY, SOLAPUR, MAHARASHTRA	147.2	81.1	112.1	56	73	469.4	248.2	717.6
-	103	NP	SNS COLLEGE OF ENGINEERING, COIMBATORE	139.8	134.4	162	71.3	148.4	655.9	49.8	705.7
↑	104	120	HERITAGE INSTITUTE OF TECHNOLOGY, KOLKATA	163.8	99.1	116.7	20.9	111.8	512.3	189.6	701.9
-	105	NP	SAMBHRAM INSTITUTE OF TECHNOLOGY, BENGALURU	104.3	58.1	138	43.7	147.2	491.3	209.5	700.8
↑	106	126	VIGNAN'S FOUNDATION FOR SCIENCE, TECHNOLOGY & RESEARCH, GUNTUR	135	162.3	137.5	39.5	102.5	576.8	121.4	698.2
-	107	NP	UNITED COLLEGE OF ENGINEERING & RESEARCH, PRAYAGRAJ	127.1	115.5	122.9	49.5	136.6	551.6	145.3	696.9
↑	108	119	KRUPAJAL ENGINEERING COLLEGE, BHUBANESWAR	143.2	142.9	129.9	74.4	132	622.4	72.9	695.3
↑	109	118	MEDI-CAPS UNIVERSITY, INDORE	111.4	121.6	158.6	60.6	161.5	613.7	78.6	692.3
↑	110	115	FACULTY OF SCIENCE & TECHNOLOGY, ICFAI UNIVERSITY TRIPURA, AGARTALA	100.3	83.9	161.1	66.1	71.9	483.3	208.9	692.2
-	111	NP	AMITY INSTITUTE OF BIOTECHNOLOGY, LUCKNOW	127.8	143.5	163.5	30	137.1	601.9	88.5	690.4
↑	112	117	VELAGAPUDI RAMAKRISHNA SIDDHARTHA ENGINEERING COLLEGE (AUTONOMOUS), VIJAYAWADA	131.5	124.3	145.6	68.1	89.5	559	129.9	688.9
↑	113	150	INSTITUTE OF ENGINEERING & TECHNOLOGY, GLA UNIVERSITY, MATHURA	103.6	117.5	167.6	55.5	139.9	584.1	101.8	685.9
↓	114	113	KIET GROUP OF INSTITUTIONS, GHAZIABAD	133.8	99.4	136.6	56.7	119.8	546.3	135.9	682.2
-	115	NP	SCHOOL OF ENGINEERING & TECHNOLOGY, SHARDA UNIVERSITY, GREATER NOIDA	162.6	142.3	135.6	77.9	55.6	574	106.1	680.1
↑	116	122	SHRI RAM MURTI SMARAK COLLEGE OF ENGINEERING & TECHNOLOGY, BAREILLY	103.3	120.6	160.8	57.3	122.7	564.7	112	676.7
↑	117	129	ANURAG UNIVERSITY, HYDERABAD	101	122.9	141.4	53.9	139.1	558.3	116.3	674.6
-	118	NP	S.N.S. COLLEGE OF TECHNOLOGY, COIMBATORE	116.7	135.8	161.2	69.9	139.7	623.3	51.2	674.5
↑	119	140	K.L. COLLEGE OF ENGINEERING, KL DEEMED TO BE UNIVERSITY, GUNTUR, ANDHRA PRADESH	163.7	151.1	135.5	66.9	129.6	646.8	24.4	671.2
↑	120	123	AXIS INSTITUTE OF TECHNOLOGY & MANAGEMENT, KANPUR	129.3	108.2	144.5	51.7	113.9	547.6	123.3	670.9
-	121	NP	GURU NANAK INSTITUTIONS TECHNICAL CAMPUS (AUTONOMOUS), HYDERABAD	127.9	122.4	161.2	57.6	103.8	572.9	85.5	658.4
-	122	NP	JIMS ENGINEERING MANAGEMENT TECHNICAL CAMPUS, GREATER NOIDA	168	121.4	151.8	31	90.3	562.5	95.7	658.2
↑	123	127	RADHARAMAN INSTITUTE OF TECHNOLOGY & SCIENCE, BHOPAL	109	120	153.6	65.6	139.1	587.3	69.6	656.9
↑	124	135	B.V. RAJU INSTITUTE OF TECHNOLOGY, MEDAK, TELANGANA	119.7	121.4	168.3	67.1	132.6	609.1	47.7	656.8
-	125	NP	FACULTY OF ENGINEERING, TEERTHANKER MAHAVEER UNIVERSITY, MORADABAD	156.8	122.7	156.1	66.6	47.2	549.4	105.5	654.9
↑	126	133	NEHRU INSTITUTE OF ENGINEERING & TECHNOLOGY, COIMBATORE	109.6	141.9	138.7	35.3	141.1	566.6	79.9	646.5
↑	127	130	K.S. RANGASAMY COLLEGE OF TECHNOLOGY, NAMAKKAL	76.4	150.9	172.5	79.1	19.9	498.8	144.5	643.3
↓	128	124	GANDHI INSTITUTE FOR EDUCATION & TECHNOLOGY, BHUBANESWAR	134	135.8	133	57.8	85.9	546.5	95.7	642.2
↑	129	141	MALLA REDDY ENGINEERING COLLEGE FOR WOMEN (AUTONOMOUS), HYDERABAD	88.1	125	173.8	77.4	136.4	600.7	39.5	640.2
↑	130	131	SANJIVANI COLLEGE OF ENGINEERING, KOPARGAON	162.6	114.9	159.1	45.2	47.7	529.5	106.9	636.4
-	131	NP	CMR TECHNICAL CAMPUS, HYDERABAD	164.1	125.2	74	32.3	125.1	520.7	113.6	634.3
↓	132	128	M. KUMARASAMY COLLEGE OF ENGINEERING, KARUR, TAMIL NADU	132.9	104.1	146.2	88	103	574.2	59.6	633.8
-	133	NP	BVRIT HYDERABAD COLLEGE OF ENGINEERING FOR WOMEN, HYDERABAD	122.5	92.4	104.9	54.3	145.5	519.6	113.7	633.3
↑	134	137	NMAM INSTITUTE OF TECHNOLOGY, KARKALA, KARNATAKA	152.8	141.1	141.4	53.4	143	631.7	0	631.7
↑	135	145	CVR COLLEGE OF ENGINEERING, HYDERABAD	154.9	113	134.3	39.1	150.6	591.9	39	630.9
↑	136	144	GEETANJALI INSTITUTE OF TECHNICAL STUDIES, UDAIPUR	126.3	121.6	164.4	49.9	93.3	555.5	75	630.5
-	137	NP	SHOBHIT INSTITUTE OF ENGINEERING & TECHNOLOGY, MEERUT	126.1	121.1	143.9	55.1	109.7	555.9	73.3	629.2
↔	138	138	SRI KRISHNA COLLEGE OF TECHNOLOGY, COIMBATORE	156.3	94.4	159.4	56.9	149.3	616.3	12.8	629.1

	OVERALL RANK 2021	OVERALL RANK 2020	COLLEGE & CITY	INTAKE QUALITY & GOVERNANCE	ACADEMIC EXCELLENCE	INFRASTRUCTURE & LIVING EXPERIENCE	PERSONALITY & LEADERSHIP DEVELOPMENT	CAREER PROGRESSION & PLACEMENT	OBJECTIVE SCORE	PERCEPTUAL SCORE	OVERALL SCORE
				288	264	240	120	288	1,200	800	2,000
↑	139	142	MLR INSTITUTE OF TECHNOLOGY, HYDERABAD	80.2	143.8	126.5	83.3	133.1	566.9	61.2	628.1
↑	140	156	GOKARAJU RANGARAJU INSTITUTE OF ENGINEERING & TECHNOLOGY, HYDERABAD	106.5	139.3	94.8	63.1	122.9	526.6	99.6	626.2
↑	141	147	VISHNU INST. OF TECHNOLOGY, BHIMAVARAM, ANDHRA PRADESH	113.6	124.1	166.1	56.8	103.8	564.4	61.1	625.5
↑	142	148	CMR INSTITUTE OF TECHNOLOGY, MEDCHAL, TELANGANA	113.9	118.9	153.8	59.1	108.1	553.8	71.6	625.4
-	143	NP	G. PULLA REDDY ENGINEERING COLLEGE (AUTONOMOUS), KURNOOL, ANDHRA PRADESH	121.6	124.2	123.5	51	140.7	561	63.9	624.9
↓	144	139	THE OXFORD COLLEGE OF ENGINEERING, BENGALURU	158	100.1	92.9	37.5	142.3	530.8	93.7	624.5
-	145	NP	SUBHARTI INSTITUTE OF TECHNOLOGY & ENGINEERING, MEERUT	116.3	152.1	173.9	15.3	36.1	493.7	129.4	623.1
-	146	NP	VIDYAVARDHAKA COLLEGE OF ENGINEERING, MYSURU	125.4	124.3	134.4	67	118	569.1	52	621.1
↑	147	152	PRASAD V. POTLURI SIDDHARTHA INSTITUTE OF TECHNOLOGY, VIJAYAWADA	89.1	125.9	156.2	48.5	147	566.7	54.3	621
↓	148	143	RAJEEV GANDHI MEMORIAL COLLEGE OF ENGINEERING & TECHNOLOGY, NANDYAL, ANDHRA PRADESH	127.6	157.2	152.6	68.5	90.8	596.7	23.7	620.4
↑	149	166	GYAN GANGA INSTITUTE OF TECHNOLOGY & SCIENCES, JABALPUR	162.3	101.4	123.7	33.7	136.6	557.7	62.1	619.8
↑	150	151	ROORKEE COLLEGE OF ENGINEERING, ROORKEE	106.3	135.5	156.3	52.1	133.7	583.9	35.8	619.7
↑	151	175	AISSMS COLLEGE OF ENGINEERING, PUNE	157.4	105.6	90.6	63.3	131.6	548.5	70	618.5
↑	152	155	MADANAPALLE INSTITUTE OF TECHNOLOGY & SCIENCE, MADANAPALLE, ANDHRA PRADESH	114.3	111.7	121.3	34	102	483.3	134.6	617.9
↓	153	146	HINDUSTHAN COLLEGE OF ENGINEERING & TECHNOLOGY, COIMBATORE	94.8	139.4	150.9	45.8	127.2	558.1	58.7	616.8
↑	154	180	SAGAR INSTITUTE OF RESEARCH & TECHNOLOGY, BHOPAL	99.3	112.5	155.9	63.1	121.8	552.6	64.1	616.7
↑	155	158	SRI MANAKULA VINAYAGAR ENGINEERING COLLEGE, PUDUCHERRY	136.9	133.8	139.5	67.4	137.5	615.1	0	615.1
-	156	NP	SAGAR INSTITUTE OF RESEARCH & TECHNOLOGY, INDORE	112	90.7	150.4	59.8	116.6	529.5	85	614.5
-	157	NP	TECHNO INTERNATIONAL NEW TOWN, KOLKATA	163.1	82	93.6	57.3	96.9	492.9	121.5	614.4
↑	158	188	AISSMS INSTITUTE OF INFORMATION TECHNOLOGY, PUNE	134.4	87.7	115.9	57.3	118	513.3	100.2	613.5
-	159	NP	ICFAI UNIVERSITY JHARKHAND, RANCHI	125.2	128.7	165	41.5	118.5	578.9	34.4	613.3
↑	160	157	HOPE FOUNDATION'S-FINOLEX ACADEMY OF MANAGEMENT & TECHNOLOGY, RATNAGIRI	101.3	97.6	144.4	63.4	119.8	526.5	72.7	599.2
↑	161	171	MAHARISHI MARKANDESHWAR ENGINEERING COLLEGE, MULLANA-AMBALA, HARYANA	107.9	139.5	158.9	48.2	82.2	536.7	62.4	599.1
-	162	NP	SCHOOL OF ENGINEERING & TECHNOLOGY, ITM UNIVERSITY, GWALIOR	98.2	124.2	159	43.8	111.2	536.4	60.3	596.7
↑	163	170	MANAKULA VINAYAGAR INSTITUTE OF TECHNOLOGY, PUDUCHERRY	127.4	72.7	143.8	71.2	126.8	541.9	50.5	592.4
↓	164	162	KANPUR INSTITUTE OF TECHNOLOGY, KANPUR	128.4	66.3	164.9	78.2	71.5	509.3	82.8	592.1
↑	165	167	MGM'S JAWAHARLAL NEHRU ENGINEERING COLLEGE, AURANGABAD	147.5	95.5	90.3	42.9	82.6	458.8	133	591.8
↓	166	153	SETH JAI PARKASH MUKAND LAL INSTITUTE OF ENGINEERING A&ND TECHNOLOGY, YAMUNANAGAR	138.4	70.4	140.2	49.5	120.6	519.1	68.4	587.5
-	167	NP	ASANSOL ENGINEERING COLLEGE, ASANSOL, WEST BENGAL	163	105.1	155.6	51.7	88.7	564.1	22.7	586.8
↑	168	173	AVANTHI INSTITUTE OF ENGINEERING & TECHNOLOGY, HYDERABAD	109.8	124.1	162	74.9	114.3	585.1	0	585.1
-	169	NP	VELS INSTITUTE OF SCIENCE, TECHNOLOGY & ADVANCED STUDIES (VISTAS), CHENNAI	101.4	151.7	172.5	53.1	105.6	584.3	0	584.3

	OVERALL RANK 2021	OVERALL RANK 2020	COLLEGE & CITY	INTAKE QUALITY & GOVERNANCE	ACADEMIC EXCELLENCE	INFRASTRUCTURE & LIVING EXPERIENCE	PERSONALITY & LEADERSHIP DEVELOPMENT	CAREER PROGRESSION & PLACEMENT	OBJECTIVE SCORE	PERCEPTUAL SCORE	OVERALL SCORE
				288	264	240	120	288	1,200	800	2,000
↓	170	165	ADITYA COLLEGE OF ENGINEERING, MADANAPALLE, ANDHRA PRADESH	124.9	106.4	136.9	24.5	112.9	505.6	77.8	583.4
↑	171	182	MUTHAYAMMAL ENGINEERING COLLEGE, NAMAKKAL, TAMIL NADU	96	131.7	142.4	76.5	104.5	551.1	30.4	581.5
	172	163	ITS ENGINEERING COLLEGE, GREATER NOIDA	116.2	131.8	158	68.6	79.9	554.5	22.7	577.2
-	173	NP	NSHM KNOWLEDGE CAMPUS, DURGAPUR	145.2	96.1	107.9	45.8	147.7	542.7	34.3	577
↓	174	161	K. RAMAKRISHNAN COLLEGE OF ENGINEERING (AUTONOMOUS), TIRUCHIRAPPALLI	74.8	120.1	155.7	67.5	106.7	524.8	47.3	572.1
↑	175	177	MATURI VENKATA SUBBA RAO ENGINEERING COLLEGE, HYDERABAD	159	93.9	62.7	42.9	74.8	433.3	138	571.3
-	176	NP	D.Y. PATIL COLLEGE OF ENGINEERING & TECHNOLOGY, KOLHAPUR, MAHARASHTRA	149.5	83	80.9	52.1	105.3	470.8	99.1	569.9
↓	177	174	NATIONAL ENGINEERING COLLEGE, KOVILPATTI, TAMIL NADU	132.8	138.8	170.4	80.9	46.4	569.3	0	569.3
-	178	NP	RATHINAM TECHNICAL CAMPUS, COIMBATORE	100.3	134	140.8	59.8	83.4	518.3	48.4	566.7
↓	179	169	VELALAR COLLEGE OF ENGG & TECH, ERODE, TAMIL NADU	121.7	122.3	154.4	59.8	84.6	542.8	23.5	566.3
↓	180	178	GEETHANJALI COLLEGE OF ENGINEERING & TECHNOLOGY, HYDERABAD	95.5	121.3	80.5	49.7	120.4	467.4	98.1	565.5
↑	181	189	K. RAMAKRISHNAN COLLEGE OF TECHNOLOGY, TIRUCHIRAPPALLI	99.8	123.5	152.9	46.3	118.5	541	23.5	564.5
↓	182	168	SHIVALIK COLLEGE OF ENGINEERING, DEHRADUN	107.3	102.3	167.3	69	94.5	540.4	22.7	563.1
↓	183	160	PAAVAI ENGINEERING COLLEGE (AUTONOMOUS), NAMAKKAL, TAMIL NADU	121.3	147.2	145.3	31	90.5	535.3	22.7	558
↑	184	190	SHRI RAM INSTITUTE OF TECHNOLOGY, JABALPUR	92.7	117.1	138.2	51.4	128.4	527.8	28.5	556.3
↓	185	183	LAKIREDDY BALI REDDY COLLEGE OF ENGINEERING (AUTONOMOUS), MYLAVARAM, ANDHRA PRADESH	152.5	128.7	124.8	48.8	76	530.8	22.7	553.5
↑	186	202	U.V. PATEL COLLEGE OF ENGINEERING, GANPAT UNIVERSITY, GANPAT VIDYANAGAR, GUJARAT	120.9	61.4	146.8	35.3	125	489.4	61.4	550.8
↓	187	172	VIVEKANANDHA COLLEGE OF ENGINEERING FOR WOMEN (AUTONOMOUS), NAMAKKAL, TAMIL NADU	83.8	128.6	160.8	62.8	90.4	526.4	23.7	550.1
↓	188	176	GURU NANAK INSTITUTE OF TECHNOLOGY, KOLKATA	82.6	87.1	137.2	27.3	100.9	435.1	114.6	549.7
-	189	NP	MAHARASHTRA INSTITUTE OF TECHNOLOGY, AURANGABAD	142.7	76.9	91.4	37.2	67.2	415.4	133.5	548.9
-	190	NP	SRINIVASA RAMANUJAN INSTITUTE OF TECHNOLOGY, ANANTAPUR	121	72.2	94.5	24.4	150	462.1	84.8	546.9
↔	191	191	NARASARAOPETA ENGG COLLEGE, GUNTUR, ANDHRA PRADESH	159.6	144.5	102.2	39.7	73.8	519.8	26.6	546.4
↑	192	196	G. PULLAIAH COLLEGE OF ENGINEERING & TECHNOLOGY, KURNOOL, ANDHRA PRADESH	103.9	89.4	117.7	36.6	99	446.6	99.4	546
↓	193	187	EXCEL ENGINEERING COLLEGE, NAMAKKAL, TAMIL NADU	138.3	129.1	164.9	60.3	24	516.6	28.1	544.7
↑	194	195	MAILAM ENGINEERING COLLEGE, VILLUPURAM, TAMIL NADU	88.9	115.9	142.9	42.9	128.5	519.1	22.7	541.8
↑	195	198	POORNIMA UNIVERSITY, JAIPUR	99.5	125.7	149.5	59.9	79.9	514.5	23.5	538
↓	196	192	DR SUDHIR CHANDRA SUR INSTITUTE OF TECHNOLOGY & SPORTS COMPLEX, KOLKATA	143.9	108.8	136.3	51.7	71.3	512	25.9	537.9
-	197	NP	ANNAMACHARYA INSTITUTE OF TECHNOLOGY & SCIENCES, TIRUPATI	105.7	119.7	148.3	36.8	123.8	534.3	0	534.3
↑	198	206	DR N.G.P. INSTITUTE OF TECHNOLOGY, COIMBATORE	101.3	96.2	134.1	66.3	68.8	466.7	63	529.7
↓	199	159	SENGUNTHAR ENGINEERING COLLEGE (AUTONOMOUS), TIRUCHENGODE, TAMIL NADU	111.5	96.9	166.1	54.7	64.1	493.3	33.7	527
↑	200	201	SES'S R. C. PATEL INSTITUTE OF TECHNOLOGY, SHIRPUR, MAHARASHTRA	134.6	104.9	160.2	23.5	73.6	496.8	26.8	523.6
-	201	NP	VEDAVYASA INSTITUTE OF TECHNOLOGY, MALAPPURAM	122	106.6	167.2	46.7	76.4	518.9	0	518.9

ENGINEERING (PRIVATE) — RANKS & SCORES OF COLLEGES

	OVERALL RANK 2021	OVERALL RANK 2020	COLLEGE & CITY	INTAKE QUALITY & GOVERNANCE	ACADEMIC EXCELLENCE	INFRASTRUCTURE & LIVING EXPERIENCE	PERSONALITY & LEADERSHIP DEVELOPMENT	CAREER PROGRESSION & PLACEMENT	OBJECTIVE SCORE	PERCEPTUAL SCORE	OVERALL SCORE
				288	264	240	120	288	1,200	800	2,000
↓	202	200	JEPPIAAR INSTITUTE OF TECHNOLOGY, SRIPERUMBUDUR, TAMIL NADU	70.1	107.2	147.7	75.4	95.2	495.6	23	518.6
↑	203	207	BONAM VENKATA CHALAMAYYA INSTITUTE OF TECHNOLOGY & SCIENCE, AMALAPURAM, ANDHRA PRADESH	129.7	60.8	161.9	32.4	69.4	454.2	57.5	511.7
-	204	NP	ADITYA SILVER OAK INSTITUTE OF TECHNOLOGY, AHMEDABAD	123.1	86	147	67.4	74.5	498	0	498
↔	205	205	AALM MUHAMMED SALEGH COLLEGE OF ENGINEERING, CHENNAI	100.3	85.7	122.7	37	72.8	418.5	79.4	497.9
↓	206	204	FACULTY OF ENGINEERING & TECHNOLOGY, PERIYAR MANIAMMAI INSTITUTE OF SCIENCE & TECHNOLOGY (DEEMED TO BE UNIVERSITY), THANJAVUR	77.1	136.2	170.3	69.7	35.5	488.8	0	488.8
-	207	NP	MATRUSRI ENGINEERING COLLEGE, HYDERABAD	101.5	91.7	98.4	64	133.1	488.7	0	488.7
-	208	NP	PARUL INSTITUTE OF TECHNOLOGY, VADODARA	154.5	67.3	125.5	44	66.5	457.8	29.6	487.4
↑	209	216	NARULA INSTITUTE OF TECHNOLOGY, KOLKATA	78.9	111.9	87.2	50.1	96.5	424.6	62.7	487.3
-	210	NP	AMRUTVAHINI COLLEGE OF ENGINEERING, SANGANER	131.6	77.8	108.8	36.3	132.2	486.7	0	486.7
↑	211	212	IFET COLLEGE OF ENGINEERING, VILLUPURAM, TAMIL NADU	119.6	107.7	124.9	32.3	98.9	483.4	0	483.4
↓	212	208	TULSIRAMJI GAIKWAD-PATIL COLLEGE OF ENGINEERING & TECHNOLOGY, NAGPUR	72.6	101	128.9	47.5	95.1	445.1	35.3	480.4
↓	213	199	RAJENDRA MANE COLLEGE OF ENGINEERING & TECHNOLOGY, RATNAGIRI	79	135.7	174.3	38.5	34.1	461.6	12.8	474.4
↓	214	211	ADITYA ENGINEERING COLLEGE, EAST GODAVARI, ANDHRA PRADESH	80.2	102.9	159.1	46.1	81.7	470	0	470
↔	215	215	SETHU INSTITUTE OF TECHNOLOGY, VIRUDHUNAGAR, TAMIL NADU	97.3	100.3	101.5	40	91.2	430.3	39.4	469.7
-	216	NP	RAJSHREE INSTITUTE OF MANAGEMENT & TECHNOLOGY, BAREILLY	97.1	142.5	158.2	14.5	55.4	467.7	0	467.7
↑	217	218	SAL INSTITUTE OF TECHNOLOGY & ENGINEERING RESEARCH, AHMEDABAD	83.7	83.5	87.3	28.3	148.5	431.3	0	431.3
↑	218	220	DREAM INSTITUTE OF TECHNOLOGY, KOLKATA	115	85.8	123.6	27.8	45.9	398.1	0	398.1

ARCHITECTURE — RANKS & SCORES OF COLLEGES

	OVERALL RANK 2021	OVERALL RANK 2020	COLLEGE & CITY	GOVT/PVT (G/P)	INTAKE QUALITY & GOVERNANCE	ACADEMIC EXCELLENCE	INFRASTRUCTURE & LIVING EXPERIENCE	PERSONALITY & LEADERSHIP DEVELOPMENT	CAREER PROGRESSION & PLACEMENT	OBJECTIVE SCORE	PERCEPTUAL SCORE	OVERALL SCORE
					275	260	240	150	275	1,200	800	2,000
↔	1	1	DEPARTMENT OF ARCHITECTURE & PLANNING, INDIAN INSTITUTE OF TECHNOLOGY (IIT ROORKEE), ROORKEE	G	231.6	221.6	219.0	144.9	224.7	1,041.8	800.0	1,841.8
↔	2	2	SCHOOL OF PLANNING & ARCHITECTURE (SPA), NEW DELHI	G	237.0	209.7	212.2	136.7	221.0	1,016.6	789.1	1,805.7
↔	3	3	SIR J.J. COLLEGE OF ARCHITECTURE, MUMBAI	G	222.1	194.0	181.6	124.8	163.5	886.0	759.9	1,645.9
↑	4	5	FACULTY OF ARCHITECTURE & EKISTICS, JAMIA MILLIA ISLAMIA, NEW DELHI	G	220.7	175.0	167.4	102.0	215.8	880.9	709.0	1,589.9
↓	5	4	SCHOOL OF PLANNING & ARCHITECTURE (SPA), BHOPAL	G	219.3	210.3	175.6	112.3	187.2	904.7	681.1	1,585.8
↑	6	9	SCHOOL OF PLANNING & ARCHITECTURE (SPA), VIJAYAWADA	G	209.7	220.1	197.9	109.6	208.6	945.9	628.9	1,574.8

ARCHITECTURE — RANKS & SCORES OF COLLEGES

	OVERALL RANK 2021	OVERALL RANK 2020	COLLEGE & CITY	GOVT/PVT (G/P)	INTAKE QUALITY & GOVERNANCE	ACADEMIC EXCELLENCE	INFRASTRUCTURE & LIVING EXPERIENCE	PERSONALITY & LEADERSHIP DEVELOPMENT	CAREER PROGRESSION & PLACEMENT	OBJECTIVE SCORE	PERCEPTUAL SCORE	OVERALL SCORE
					275	260	240	150	275	1,200	800	2,000
↑	7	8	SCHOOL OF PLANNING & ARCHITECTURE, UNIVERSITY OF MYSORE, MYSURU	G	200.3	131.8	178.4	87.6	205.7	803.8	687.7	1,491.5
↓	8	6	DEPARTMENT OF ARCHITECTURE, BIRLA INSTITUTE OF TECHNOLOGY, MESRA, RANCHI	P	204.1	155.3	202.4	102.7	129.2	793.7	689.9	1,483.6
↓	9	7	MANIPAL SCHOOL OF ARCHITECTURE & PLANNING, MANIPAL	P	194.5	169.8	186.0	98.7	167.3	816.3	632.7	1,449.0
↔	10	10	BMS COLLEGE OF ARCHITECTURE, BENGALURU	P	203.3	174.0	153.9	109.1	180.8	821.1	605.4	1,426.5
-	11	NP	DEPARTMENT OF ARCHITECTURE, ALIGARH MUSLIM UNIVERSITY, ALIGARH	G	211.4	149.6	173.5	52.5	190.5	777.5	585.9	1,363.4
-	12	NP	SCHOOL OF PLANNING & ARCHITECTURE, JAWAHARLAL NEHRU ARCHITECTURE & FINE ARTS UNIVERSITY, HYDERABAD	G	196.8	123.1	144.6	103.9	177.0	745.4	615.3	1,360.7
↓	13	12	R.V. COLLEGE OF ARCHITECTURE, BENGALURU	P	196.1	177.0	152.7	96.2	168.9	790.9	546.5	1,337.4
-	14	NP	DEPARTMENT OF ARCHITECTURE, NATIONAL INSTITUTE OF TECHNOLOGY, HAMIRPUR, HIMACHAL PRADESH	G	187.3	147.7	186.8	104.4	144.1	770.3	564.2	1,334.5
↓	15	11	SUSHANT SCHOOL OF ART & ARCHITECTURE, GURUGRAM	P	179.3	168.7	157.4	103.7	159.8	768.9	531.6	1,300.5
↓	16	13	AMITY SCHOOL OF ARCHITECTURE & PLANNING, NOIDA	P	188.2	166.7	170.8	98.3	164.9	788.9	510.7	1,299.6
-	17	NP	SCHOOL OF PLANNING, ARCHITECTURE & DESIGN EXCELLENCE, HINDUSTAN INSTITUTE OF TECHNOLOGY & SCIENCE, CHENNAI	P	175.0	159.7	171.7	77.5	158.0	741.9	452.5	1,194.4
↓	18	16	AAERT & THE SSB FACULTY OF ARCHITECTURE, SARVAJANIK COLLEGE OF ENGINEERING & TECHNOLOGY, SURAT	P	183.8	172.9	162.1	107.6	162.7	789.1	378.0	1,167.1
-	19	NP	FACULTY OF ARCHITECTURE & PLANNING, DR A.P.J. ABDUL KALAM TECHNICAL UNIVERSITY, LUCKNOW	G	207.6	148.0	154.0	85.5	135.6	730.7	435.2	1,165.9
-	20	NP	SCHOOL OF BUILDING & ENVIRONMENT, SATHYABAMA INSTITUTE OF SCIENCE & TECHNOLOGY, CHENNAI	P	159.9	151.6	179.3	104.8	141.0	736.6	425.1	1,161.7
↑	21	24	DEPARTMENT OF ARCHITECTURE, D.Y. PATIL COLLEGE OF ENGINEERING & TECHNOLOGY, KOLHAPUR, MAHARASHTRA	P	181.3	152.3	154.8	101.7	170.6	760.7	379.7	1,140.4
-	22	NP	DEPARTMENT OF ARCHITECTURE, COLLEGE OF ENGINEERING, THIRUVANANTHAPURAM	G	177.4	160.8	150.9	67.6	166.9	723.6	355.0	1,078.6
↓	23	14	SCHOOL OF ARCHITECTURE, IPS ACADEMY, INDORE	P	165.2	115.2	144.2	104.4	171.7	700.7	374.2	1,074.9
↓	24	15	MBS SCHOOL OF PLANNING & ARCHITECTURE, NEW DELHI	P	146.1	125.3	133.2	65.8	162.4	632.8	424.4	1,057.2
↓	25	17	AMITY SCHOOL OF ARCHITECTURE & PLANNING, LUCKNOW	P	159.9	152.2	200.0	103.8	146.4	762.3	291.7	1,054.0
-	26	NP	DEPARTMENT OF ARCHITECTURE, TKM COLLEGE OF ENGINEERING, KOLLAM, KERALA	P	176.5	126.1	139.4	58.2	173.9	674.1	325.4	999.5
↓	27	18	AXIS INSTITUTE OF ARCHITECTURE, KANPUR	P	158.4	126.3	185.1	101.0	163.0	733.8	260.7	994.5
↓	28	20	DEPARTMENT OF ARCHITECTURE, PERIYAR MANIAMMAI INSTITUTE OF SCIENCE & TECHNOLOGY, THANJAVUR, TN	P	196.8	148.0	161.3	106.9	144.7	757.7	223.2	980.9
↓	29	19	DEPARTMENT OF ARCHITECTURE, K.L.S. GOGTE INSTITUTE OF TECHNOLOGY, BELAGAVI, KARNATAKA	P	212.1	106.9	143.0	86.4	150.1	698.5	272.2	970.7
↓	30	26	CHITKARA SCHOOL OF PLANNING & ARCHITECTURE, PATIALA	P	161.2	171.3	146.2	104.2	161.6	744.5	223.2	967.7
↓	31	25	DAYANANDA SAGAR COLLEGE OF ARCHITECTURE, BENGALURU	P	168.9	142.6	156.6	103.5	140.2	711.8	246.8	958.6
↓	32	30	SMT MANORAMABAI MUNDLE COLLEGE OF ARCHITECTURE, NAGPUR	P	192.6	154.4	122.9	95.5	125.5	690.9	266.8	957.7
-	33	NP	SRI VENKATESHWARA COLLEGE OF ARCHITECTURE, HYDERABAD	P	166.2	98.2	99.2	71.8	165.0	600.4	333.0	933.4

ARCHITECTURE — RANKS & SCORES OF COLLEGES

	OVERALL RANK 2021	OVERALL RANK 2020	COLLEGE & CITY	GOVT/ PVT (G/P)	INTAKE QUALITY & GOVERNANCE	ACADEMIC EXCELLENCE	INFRASTRUCTURE & LIVING EXPERIENCE	PERSONALITY & LEADERSHIP DEVELOPMENT	CAREER PROGRESSION & PLACEMENT	OBJECTIVE SCORE	PERCEPTUAL SCORE	OVERALL SCORE
					275	260	240	150	275	1,200	800	2,000
-	34	NP	SCHOOL OF ARCHITECTURE, NOIDA INTERNATIONAL UNIVERSITY, GREATER NOIDA	P	145.9	185.4	194.7	101.5	84.9	712.4	211.2	923.6
↓	35	21	FACULTY OF ARCHITECTURE & PLANNING, INTEGRAL UNIVERSITY, LUCKNOW	P	173.0	153.5	180.9	102.4	147.1	756.9	154.6	911.5
-	36	NP	AAYOJAN SCHOOLS OF ARCHITECTURE, JAIPUR	P	133.9	102.1	124.3	87.3	136.8	584.4	284.5	868.9
↓	37	23	PRIYADARSHINI INSTITUTE OF ARCHITECTURE & DESIGN STUDIES, NAGPUR	P	169.8	153.9	143.1	74.4	133.5	674.7	192.7	867.4
↓	38	29	ROYAL SCHOOL OF ARCHITECTURE, GUWAHATI	P	132.0	159.8	195.0	61.3	143.7	691.8	105.5	797.3
-	39	NP	McGAN'S OOTY SCHOOL OF ARCHITECTURE, OOTY	P	137.6	106.6	138.4	52.6	165.3	600.5	196.7	797.2
↓	40	28	IDEAS-INSTITUTE OF DESIGN EDUCATION AND ARCHITECTURE STUDIES, NAGPUR	P	142.9	97.2	128.3	42.2	141.1	551.7	244.5	796.2
↓	41	27	SCHOOL OF PLANNING & ARCHITECTURE, POORNIMA UNIVERSITY, JAIPUR	P	151.4	140.2	177.1	100.9	139.1	708.7	82.3	791.0
-	42	NP	SUNDER DEEP COLLEGE OF ARCHITECTURE, GHAZIABAD	P	161.8	126.2	155.8	84.5	163.0	691.3	0.0	691.3
-	43	NP	SASI CREATIVE SCHOOL OF ARCHITECTURE, COIMBATORE	P	109.5	97.6	149.2	84.5	76.0	516.8	0.0	516.8

LAW — RANKS & SCORES OF COLLEGES

	OVERALL RANK 2021	OVERALL RANK 2020	COLLEGE & CITY	GOVT/ PVT (G/P)	INTAKE QUALITY & GOVERNANCE	ACADEMIC EXCELLENCE	INFRASTRUCTURE & LIVING EXPERIENCE	PERSONALITY & LEADERSHIP DEVELOPMENT	CAREER PROGRESSION & PLACEMENT	OBJECTIVE SCORE	PERCEPTUAL SCORE	OVERALL SCORE
					210	300	180	240	270	1,200	800	2,000
↔	1	1	NATIONAL LAW SCHOOL OF INDIA UNIVERSITY, BENGALURU	G	184.2	279.9	167.5	231.7	235.7	1,099	800	1,899
-	2	NP	THE WEST BENGAL NATIONAL UNIVERSITY OF JURIDICAL SCIENCES, KOLKATA	G	174.2	269.4	163.5	213.1	221.6	1,041.8	780.8	1,822.6
-	3	NP	NATIONAL LAW INSTITUTE UNIVERSITY, BHOPAL	G	175.3	257.2	168.5	212.9	228.7	1,042.6	771.3	1,813.9
↓	4	2	GUJARAT NATIONAL LAW UNIVERSITY, GANDHINAGAR	G	173.8	258.6	162.4	212.6	223.9	1,031.3	756.9	1,788.2
↓	5	3	SYMBIOSIS LAW SCHOOL, PUNE	P	148.3	236.1	157.8	199.4	205.1	946.7	756.9	1,703.6
-	6	NP	HIDAYATULLAH NATIONAL LAW UNIVERSITY, NAVA RAIPUR	G	166.4	236.4	158.1	197.8	206	964.7	703.9	1,668.6
↓	7	4	DR RAM MANOHAR LOHIYA NATIONAL LAW UNIVERSITY, LUCKNOW	G	169.8	236.3	162.3	201.7	180.9	951	700.6	1,651.6
↓	8	5	FACULTY OF LAW, BANARAS HINDU UNIVERSITY, VARANASI	G	164.4	232.8	147.9	172.5	185.8	903.4	737.7	1,641.1
↓	9	6	NATIONAL LAW UNIVERSITY ODISHA, CUTTACK	G	165.7	233.7	162.1	212.5	211.5	985.5	650.2	1,635.7
↓	10	8	ILS LAW COLLEGE, PUNE	P	162.9	235.9	152	175.4	219.6	945.8	684.3	1,630.1
↓	11	9	BHARATI VIDYAPEETH NEW LAW COLLEGE (DEEMED TO BE UNIVERSITY), PUNE	P	146.7	226.6	145.5	182.4	224.8	926	659.3	1,585.3
-	12	NP	THE NATIONAL UNIVERSITY OF ADVANCED LEGAL STUDIES, KOCHI	G	164.1	233.3	159.8	207.8	170.2	935.2	643	1,578.2
↓	13	10	FACULTY OF LAW, LUCKNOW UNIVERSITY, LUCKNOW	G	153.6	231.3	147.7	169.6	200.4	902.6	636.7	1,539.3

LAW — RANKS & SCORES OF COLLEGES

	OVERALL RANK 2021	OVERALL RANK 2020	COLLEGE & CITY	GOVT/ PVT (G/P)	INTAKE QUALITY & GOVERNANCE	ACADEMIC EXCELLENCE	INFRASTRUCTURE & LIVING EXPERIENCE	PERSONALITY & LEADERSHIP DEVELOPMENT	CAREER PROGRESSION & PLACEMENT	OBJECTIVE SCORE	PERCEPTUAL SCORE	OVERALL SCORE
					210	300	180	240	270	1,200	800	2,000
↓	14	11	FACULTY OF LAW, ALIGARH MUSLIM UNIVERSITY, ALIGARH	G	147.9	252.1	155.3	167.1	168.3	890.7	613.4	1,504.1
-	15	NP	CHANAKYA NATIONAL LAW UNIVERSITY, PATNA	G	160	223.4	153.5	174.7	156.6	868.2	599	1,467.2
↓	16	12	SCHOOL OF LAW, CHRIST UNIVERSITY, BENGALURU	P	133.8	222.9	154.4	173.1	183.7	867.9	548.7	1,416.6
↓	17	14	ARMY INSTITUTE OF LAW, MOHALI	P	130.9	220.3	143.1	159.7	171.5	825.5	520.4	1,345.9
-	18	NP	FACULTY OF LAW, JAMIA MILLIA ISLAMIA, NEW DELHI	G	145.9	231.3	151.4	132.3	139.9	800.8	521.4	1,322.2
↓	19	17	LLOYD LAW COLLEGE, GREATER NOIDA	P	131.7	224.1	130	172.6	172.7	831.1	489.6	1,320.7
-	20	NP	KIRIT P. MEHTA SCHOOL OF LAW, SVKM's NMIMS (DEEMED TO BE UNIVERSITY), MUMBAI	P	128.9	226.5	152	159.7	150.5	817.6	491.7	1,309.3
↓	21	16	INSTITUTE OF LAW, NIRMA UNIVERSITY, AHMEDABAD	P	127.7	227.4	148.6	189.6	166.3	859.6	442.1	1,301.7
↓	22	18	RAMAIAH COLLEGE OF LAW, BENGALURU	P	116.5	188.3	144.1	128.6	143.4	720.9	579.1	1,300
-	23	NP	SCHOOL OF LAW, UNIVERSITY OF PETROLEUM & ENERGY STUDIES, DEHRADUN	P	138.1	182.6	139.2	170.6	156.9	787.4	510.1	1,297.5
↓	24	13	DR B.R. AMBEDKAR COLLEGE OF LAW, VISAKHAPATNAM	G	141.9	192.7	142.7	155.8	89.7	722.8	550.1	1,272.9
-	25	NP	UNIVERSITY LAW COLLEGE, BANGALORE UNIVERSITY, BENGALURU	G	149.7	217.8	152.8	167.1	133.8	821.2	449.3	1,270.5
↓	26	15	ICFAI LAW SCHOOL, HYDERABAD	P	123.3	227.5	147.2	160.3	157.6	815.9	454.1	1,270
↓	27	20	CMR LAW SCHOOL, BENGALURU	P	115.2	183.3	156.9	137.4	151	743.8	482.8	1,226.6
↓	28	23	AMITY LAW SCHOOL, NOIDA	P	104.6	223.8	144	167.1	148.3	787.8	437.1	1,224.9
↓	29	21	K.L.E. SOCIETY'S LAW COLLEGE, BENGALURU	P	120.9	178.3	126.4	157.8	153.6	737	473.9	1,210.9
-	30	NP	TAMIL NADU NATIONAL LAW UNIVERSITY, TIRUCHIRAPPALLI	G	115.3	211.4	157.7	165.5	168	817.9	314.3	1,132.2
↓	31	19	BANGALORE INSTITUTE OF LEGAL STUDIES, BENGALURU	P	129.9	135.8	123.1	144.3	102.9	636	486.1	1,122.1
↓	32	24	SCHOOL OF LAW, IMS UNISON UNIVERSITY, DEHRADUN	P	113.1	224.2	141.7	156.3	159.3	794.6	289.2	1,083.8
↓	33	26	ICFAI LAW SCHOOL, DEHRADUN	P	124.2	174.7	129.9	132.3	147.8	708.9	360.2	1,069.1
↓	34	25	IMS LAW COLLEGE, NOIDA	P	112.2	197.3	125.7	147.1	161	743.3	322.4	1,065.7
↓	35	28	SCHOOL OF LAW, SHARDA UNIVERSITY, GREATER NOIDA	P	128.1	222.8	150.2	153.8	149.8	804.7	222.6	1,027.3
↓	36	29	INDORE INSTITUTE OF LAW, INDORE	P	117	216.1	132.1	149.6	165.6	780.4	241.2	1,021.6
↓	37	31	SCHOOL OF LAW, GALGOTIAS UNIVERSITY, GREATER NOIDA	P	129.6	189.6	144.9	145	143	752.1	264.7	1,016.8
↓	38	32	KISHINCHAND CHELLARAM LAW COLLEGE, MUMBAI	G	163.6	151.3	117.3	86.2	87.3	605.7	409	1,014.7
↓	39	27	LAW COLLEGE DEHRADUN, UTTARANCHAL UNIVERSITY, DEHRADUN	P	125.6	220.5	129.5	145.8	171.8	793.2	211.3	1,004.5
-	40	NP	AMITY LAW SCHOOL, GURUGRAM	P	118.5	220.3	154.8	159.7	154.4	807.7	196.3	1,004
-	41	NP	VIVEKANANDA SCHOOL OF LAW & LEGAL STUDIES, VIVEKANANDA INSTITUTE OF PROFESSIONAL STUDIES, NEW DELHI	P	134.7	159.6	116.8	167.4	155	733.5	269.3	1,002.8
↓	42	30	AMITY LAW SCHOOL, AMITY UNIVERSITY, LUCKNOW	P	118.1	191.2	145.1	135.5	165.6	755.5	245.7	1,001.2
↓	43	41	ICFAI LAW SCHOOL, ICFAI UNI TRIPURA, AGARTALA	P	109.1	178.6	143.2	136.6	136.8	704.3	284.3	988.6
↓	44	36	V.M. SALGAOCAR COLLEGE OF LAW, PANAJI	P	119.8	160.9	104.9	124.3	158	667.9	319.4	987.3
↓	45	34	SOUTH CALCUTTA LAW COLLEGE, KOLKATA	G	121	143.6	113.7	134.5	153.7	666.5	312.2	978.7
-	46	NP	SHRI DHARMASTHALA MANJUNATHESHWARA LAW COLLEGE, CENTRE FOR POST GRADUATE STUDIES & RESEARCH IN LAW, MANGALURU	P	123.2	156.1	110.9	118.7	118	626.9	300.9	927.8
↓	47	40	K.L.E. SOCIETY'S S.A. MANVI LAW COLLEGE, GADAG, KARNATAKA	P	115	147.3	132	112.2	132.7	639.2	257.3	896.5
↓	48	33	ST WILFRED'S COLLEGE OF LAW, JAIPUR	P	115	183.2	140.9	145.6	150.5	735.2	151.1	886.3
↓	49	47	DEPARTMENT OF LAW, MAHARISHI MARKANDESHWAR UNIVERSITY, AMBALA	P	82	171.2	145.4	92.6	152.4	643.6	212.9	856.5

LAW — RANKS & SCORES OF COLLEGES

	OVERALL RANK 2021	OVERALL RANK 2020	COLLEGE & CITY	GOVT/ PVT (G/P)	INTAKE QUALITY & GOVERNANCE	ACADEMIC EXCELLENCE	INFRASTRUCTURE & LIVING EXPERIENCE	PERSONALITY & LEADERSHIP DEVELOPMENT	CAREER PROGRESSION & PLACEMENT	OBJECTIVE SCORE	PERCEPTUAL SCORE	OVERALL SCORE
					210	300	180	240	270	1,200	800	2,000
↓	50	45	THE ICFAI UNIVERSITY, SIKKIM, GANGTOK	P	110.2	173.6	147.2	144.9	163.7	739.6	94.8	834.4
↓	51	39	CHANDERPRABHU JAIN COLLEGE OF HIGHER STUDIES & SCHOOL OF LAW, NEW DELHI	P	136.1	174	128.7	155.9	137.5	732.2	98.6	830.8
↓	52	38	MANIKCHAND PAHADE LAW COLLEGE, AURANGABAD	P	117.3	171.5	126.3	86	62.5	563.6	259.3	822.9
↓	53	35	SEEDLING SCHOOL OF LAW & GOVERNANCE, JAIPUR	P	121.8	212.3	149.4	143.5	45.2	672.2	135.9	808.1
↓	54	44	VAIKUNTA BALIGA COLLEGE OF LAW, UDUPI	P	116.9	152.9	131.6	101.6	117.3	620.3	186.4	806.7
-	55	NP	ST SOLDIER LAW COLLEGE, JALANDHAR	P	116.6	115.2	116.3	146.9	162.4	657.4	117.5	774.9
↓	56	48	SMT KAMALABEN GAMBHIRCHAND SHAH LAW SCHOOL, MUMBAI	P	115.6	142.6	123.9	97.6	102.6	582.3	190.1	772.4
↓	57	46	BENGAL LAW COLLEGE, SANTINIKETAN, BOLPUR, WEST BENGAL	P	125.4	120.4	127.4	127.9	150	651.1	112.2	763.3
-	58	NP	INSTITUTE OF LEGAL STUDIES & RESEARCH, MANGALAYATAN UNIVERSITY, ALIGARH	P	108.1	130.2	140.1	83.1	140	601.5	145.5	747
↓	59	42	NEF LAW COLLEGE, GUWAHATI	P	97.6	167	123.4	119.4	167.4	674.8	64.6	739.4
↓	60	43	GEETA INSTITUTE OF LAW, PANIPAT	P	93.7	170.5	130.6	136.6	121.3	652.7	50.4	703.1
-	61	NP	DR KAILASNATH KATJU LAW COLLEGE, RATLAM	P	111.1	100.3	91.1	92.2	16.5	411.2	202.5	613.7
-	62	NP	CAREER COLLEGE OF LAW, BHOPAL	P	135	107.3	121.8	126.9	70.9	561.9	0	561.9
-	63	NP	SHRI GIRRAJ MAHARAJ COLLEGE OF LAW & PROFESSIONAL STUDIES, MATHURA	P	102.4	94.2	105.9	98.8	72.1	473.4	0	473.4
-	64	NP	BIHAR INSTITUTE OF LAW, PATNA	P	100.5	74.2	77.3	41.1	147.7	440.8	0	440.8
-	65	NP	AHMEDNAGAR JILHA MARATHA VIDYA PRASARAK SAMAJ'S NEW LAW COLLEGE, AHMEDNAGAR	P	117.5	92.3	88.6	45	41	384.4	0	384.4

MASS COMMUNICATION — RANKS & SCORES OF COLLEGES

	OVERALL RANK 2021	OVERALL RANK 2020	COLLEGE & CITY	GOVT/ PVT (G/P)	INTAKE QUALITY & GOVERNANCE	ACADEMIC EXCELLENCE	INFRASTRUCTURE & LIVING EXPERIENCE	PERSONALITY & LEADERSHIP DEVELOPMENT	CAREER PROGRESSION & PLACEMENT	OBJECTIVE SCORE	PERCEPTUAL SCORE	OVERALL SCORE
					180	300	210	180	330	1,200	800	2,000
↔	1	1	INDIAN INSTITUTE OF MASS COMMUNICATION (IIMC), NEW DELHI	G	156.6	250.2	165.2	163.4	281.4	1,016.8	800.0	1,816.8
↔	2	2	AJK MASS COMMUNICATION RESEARCH CENTRE, JAMIA MILLIA ISLAMIA, NEW DELHI	G	144.0	251.5	177.8	156.8	291.2	1,021.3	794.0	1,815.3
↔	3	3	SYMBIOSIS INSTITUTE OF MEDIA & COMMUNICATION, PUNE	P	138.7	230.3	164.4	143.2	258.4	935.0	737.9	1,672.9
↔	4	4	DEPARTMENT OF MEDIA AND COMMUNICATION STUDIES, SAVITRIBAI PHULE PUNE UNIVERSITY, PUNE	G	150.9	200.3	130.1	133.6	274.5	889.4	779.7	1,669.1
↔	5	5	DEPARTMENT OF COMMUNICATION, UNIVERSITY OF HYDERABAD, HYDERABAD	G	152.4	227.7	172.8	148.3	237.0	938.2	728.3	1,666.5
↔	6	6	MANIPAL INSTITUTE OF COMMUNICATION, MANIPAL	P	120.6	229.2	173.6	149.2	233.5	906.1	689.1	1,595.2
↔	7	7	XAVIER INSTITUTE OF COMMUNICATIONS, MUMBAI	P	105.8	211.8	123.8	142.3	233.2	816.9	769.5	1,586.4
↔	8	8	DEPARTMENT OF MEDIA STUDIES, CHRIST (DEEMED UNIVERSITY), BENGALURU	P	115.5	219.6	166.2	121.2	254.9	877.4	653.7	1,531.1

MASS COMMUNICATION — RANKS & SCORES OF COLLEGES

	OVERALL RANK 2021	OVERALL RANK 2020	COLLEGE & CITY	GOVT/ PVT (G/P)	INTAKE QUALITY & GOVERNANCE	ACADEMIC EXCELLENCE	INFRASTRUCTURE & LIVING EXPERIENCE	PERSONALITY & LEADERSHIP DEVELOPMENT	CAREER PROGRESSION & PLACEMENT	OBJECTIVE SCORE	PERCEPTUAL SCORE	OVERALL SCORE
					180	300	210	180	330	1,200	800	2,000
↔	9	9	INDIAN INSTITUTE OF JOURNALISM & NEW MEDIA, BENGALURU	P	117.2	164.8	136.7	124.1	236.1	778.9	746.3	1,525.2
↑	10	11	MANORAMA SCHOOL OF COMMUNICATION (MASCOM), KOTTAYAM	P	99.9	181.5	126.9	120.8	238.5	767.6	721.8	1,489.4
↑	11	12	AMITY SCHOOL OF COMMUNICATION, NOIDA	P	99.7	212.6	157.4	136.6	231.1	837.4	635.8	1,473.2
-	12	NP	MAKHANLAL CHATURVEDI NATIONAL UNIVERSITY OF JOURNALISM AND COMMUNICATION, BHOPAL	G	132.3	202.8	120.1	119.6	217.7	792.5	631.9	1,424.4
↓	13	10	SOCIAL COMMUNICATIONS MEDIA DEPARTMENT, SOPHIA SMT MANORAMA DEVI SOMANI COLLEGE, MUMBAI	P	100.9	190.0	141.6	146.5	200.4	779.4	639.3	1,418.7
↔	14	14	MADRAS CHRISTIAN COLLEGE (AUTONOMOUS), CHENNAI	P	117.4	213.2	141.0	133.6	220.4	825.6	587.6	1,413.2
↓	15	13	KISHINCHAND CHELLARAM COLLEGE, MUMBAI	P	100.1	186.3	116.2	130.8	226.5	759.9	645.2	1,405.1
↑	16	17	APEEJAY INSTITUTE OF MASS COMMUNICATION, NEW DELHI	P	94.5	187.5	142.7	122.3	214.7	761.7	629.6	1,391.3
↓	17	16	ST JOSEPH'S COLLEGE (AUTONOMOUS), BENGALURU	P	106.5	207.9	158.7	144.8	219.5	837.4	548.9	1,386.3
↓	18	15	ST JOSEPH COLLEGE OF COMMUNICATION, KOTTAYAM	P	95.7	191.7	163.0	146.5	201.3	798.2	560.0	1,358.2
↔	19	19	SCHOOL OF JOURNALISM AND MASS COMMUNICATION, INSTITUTE OF MANAGEMENT STUDIES, NOIDA	P	90.1	204.1	121.8	132.2	193.7	741.9	512.5	1,254.4
↑	20	26	DEPARTMENT OF MEDIA STUDIES, JAIN (DEEMED UNIVERSITY), BENGALURU	P	102.8	205.4	149.7	136.5	229.4	823.8	421.2	1,245.0
↓	21	20	SCHOOL OF MASS COMMUNICATION, IMS UNISON UNIVERSITY, DEHRADUN	P	106.5	172.7	163.3	119.0	220.0	781.5	449.4	1,230.9
↑	22	24	JAGRAN SCHOOL OF JOURNALISM AND COMMUNICATION, BHOPAL	P	104.9	220.7	162.8	119.9	198.6	806.9	378.8	1,185.7
-	23	NP	UNIVERSITY INSTITUTE OF MEDIA STUDIES, CHANDIGARH UNIVERSITY, MOHALI	P	95.3	174.2	160.9	129.3	222.5	782.2	402.1	1,184.3
↓	24	18	DEPARTMENT OF MASS COMMUNICATION, ALIGARH MUSLIM UNIVERSITY, ALIGARH	G	123.7	165.5	140.9	128.7	202.2	761.0	422.2	1,183.2
↓	25	22	SRI DHARMASTHALA MANJUNATHESHWARA COLLEGE (AUTONOMOUS), UJIRE	P	99.6	132.0	163.9	133.0	225.0	753.5	411.2	1,164.7
-	26	NP	AMITY SCHOOL OF COMMUNICATION, JAIPUR	P	96.8	199.2	154.1	119.9	237.6	807.6	332.6	1,140.2
↑	27	28	NATIONAL SCHOOL OF JOURNALISM & PUBLIC DISCLOSURE, BENGALURU	P	88.8	174.7	139.7	141.4	220.5	765.1	356.1	1,121.2
↓	28	23	AMITY SCHOOL OF COMMUNICATION, LUCKNOW	P	101.3	194.3	165.5	134.0	174.3	769.4	308.6	1,078.0
↓	29	27	DOON BUSINESS SCHOOL, DEHRADUN	P	92.0	197.2	154.7	134.2	218.2	796.3	270.0	1,066.3
↓	30	25	MEHR CHAND MAHAJAN DAV COLLEGE FOR WOMEN, CHANDIGARH	P	102.1	113.5	118.9	133.2	196.3	664.0	378.4	1,042.4
↓	31	30	ST ALOYSIUS COLLEGE (AUTONOMOUS), MANGALURU	P	95.1	156.4	172.3	138.3	165.2	727.3	258.3	985.6
↔	32	32	SCHOOL OF MEDIA AND COMMUNICATION STUDIES, GALGOTIAS UNIVERSITY, GREATER NOIDA	P	96.6	159.2	98.1	94.7	165.2	613.8	339.5	953.3
↓	33	31	NATIONAL INSTITUTE OF MASS COMMUNICATION & JOURNALISM, AHMEDABAD	P	80.6	179.8	68.1	65.6	205.2	599.3	322.4	921.7
-	34	NP	DEPARTMENT OF JOURNALISM & MASS COMMUNICATION, KRISTU JAYANTI COLLEGE (AUTONOMOUS), BENGALURU	P	98.7	174.7	159.3	101.5	204.3	738.5	179.8	918.3
↔	35	35	CHITKARA SCHOOL OF MASS COMMUNICATION, PATIALA	P	96.4	186.7	157.5	134.7	196.2	771.5	131.7	903.2
-	36	NP	SCHOOL OF MEDIA STUDIES, GARDEN CITY UNIVERSITY, BENGALURU	P	71.9	161.9	158.4	132.4	192.5	717.1	126.1	843.2
-	37	NP	DEPARTMENT OF JOURNALISM & MASS COMMUNICATION, PSG COLLEGE OF ARTS & SCIENCE, COIMBATORE	P	112.6	148.7	132.6	100.7	161.9	656.5	182.0	838.5
↓	38	33	SCHOOL OF MEDIA STUDIES, JAIPUR NATIONAL UNIVERSITY, JAIPUR	P	96.6	181.2	163.0	139.8	182.1	762.7	74.7	837.4

MASS COMMUNICATION — RANKS & SCORES OF COLLEGES

	OVERALL RANK 2021	OVERALL RANK 2020	COLLEGE & CITY	GOVT/ PVT (G/ P)	INTAKE QUALITY & GOVERNANCE	ACADEMIC EXCELLENCE	INFRASTRUCTURE & LIVING EXPERIENCE	PERSONALITY & LEADERSHIP DEVELOPMENT	CAREER PROGRESSION & PLACEMENT	OBJECTIVE SCORE	PERCEPTUAL SCORE	OVERALL SCORE
					180	300	210	180	330	1,200	800	2,000
-	39	NP	AMITY SCHOOL OF COMMUNICATION, RAIPUR	P	89.5	188.8	150.9	109.7	164.5	703.4	78.4	781.8
-	40	NP	ALVA'S COLLEGE, MUDBIDRI, KARNATAKA	P	94.5	127.7	161.2	127.1	163.7	674.2	86.6	760.8
-	41	NP	HINDUSTHAN COLLEGE OF ARTS & SCIENCE, COIMBATORE	P	109.0	168.7	156.0	139.2	164.2	737.1	0.0	737.1
↓	42	36	RATHINAM COLLEGE OF ARTS & SCIENCE, COIMBATORE	P	93.7	170.5	163.4	121.2	167.3	716.1	10.2	726.3
-	43	NP	DEPARTMENT OF LANGUAGES & MASS COMMUNICATION, IIS (DEEMED UNIVERSITY), JAIPUR	P	91.2	160.2	156.0	145.4	144.8	697.6	23.8	721.4
-	44	NP	KANYA MAHA VIDYALAYA (AUTONOMOUS), JALANDHAR	P	90.6	66.8	124.3	121.9	129.3	532.9	145.3	678.2
↓	45	37	DEPARTMENT OF JOURNALISM & MASS COMMUNICATION, THE OXFORD COLLEGE OF ARTS, BENGALURU	P	74.7	98.2	151.2	101.9	162.9	588.9	86.7	675.6
-	46	NP	MARATHWADA MITRA MANDAL'S COLLEGE OF COMMERCE, PUNE	P	81.5	109.7	40.1	41.6	186.9	459.8	185.8	645.6
↓	47	38	V.P.M'S K.G. JOSHI COLLEGE OF ARTS & N.G. BEDEKAR COLLEGE OF COMMERCE, THANE	P	88.3	145.5	72.3	98.0	145.0	549.1	91.7	640.8

HOTEL MANAGEMENT — RANKS & SCORES OF COLLEGES

	OVERALL RANK 2021	OVERALL RANK 2020	COLLEGE & CITY	GOVT/ PVT (G/ P)	INTAKE QUALITY & GOVERNANCE	ACADEMIC EXCELLENCE	INFRASTRUCTURE & LIVING EXPERIENCE	PERSONALITY & LEADERSHIP DEVELOPMENT	CAREER PROGRESSION & PLACEMENT	OBJECTIVE SCORE	PERCEPTUAL SCORE	OVERALL SCORE
					180	270	240	210	300	1,200	800	2,000
↔	1	1	INSTITUTE OF HOTEL MANAGEMENT, CATERING & NUTRITION, PUSA, NEW DELHI	G	156.5	211.4	177.2	167.6	267.2	979.9	796.3	1,776.2
↔	2	2	WELCOMGROUP GRADUATE SCHOOL OF HOTEL ADMINISTRATION, MANIPAL	P	133.8	213.8	182.9	167.5	270.4	968.4	795.0	1,763.4
↔	3	3	INSTITUTE OF HOTEL MANAGEMENT, CATERING TECHNOLOGY & APPLIED NUTRITION, MUMBAI	G	124.5	200.6	165.3	164.5	247.2	902.1	793.2	1,695.3
↑	4	5	INSTITUTE OF HOTEL MANAGEMENT, CATERING TECHNOLOGY & APPLIED NUTRITION, HYDERABAD	G	145.9	180.6	211.2	156.4	210.3	904.4	736.4	1,640.8
↑	5	7	INSTITUTE OF HOTEL MANAGEMENT, CATERING TECHNOLOGY & APPLIED NUTRITION, CHENNAI	G	120.0	183.8	146.5	156.9	223.6	830.8	754.1	1,584.9
↑	6	8	INSTITUTE OF HOTEL MANAGEMENT, CATERING TECHNOLOGY & APPLIED NUTRITION, LUCKNOW	G	137.0	181.2	158.8	139.5	202.7	819.2	718.5	1,537.7
↓	7	6	BANARSIDAS CHANDIWALA INSTITUTE OF HOTEL MANAGEMENT & CATERING TECHNOLOGY, NEW DELHI	P	125.4	202.3	173.4	128.6	200.9	830.6	705.9	1,536.5
-	8	NP	DR AMBEDKAR INSTITUTE OF HOTEL MANAGEMENT, CATERING & NUTRITION, CHANDIGARH	G	129.9	188.4	151.1	147.4	193.1	809.9	716.4	1,526.3
↔	9	9	ARMY INSTITUTE OF HOTEL MANAGEMENT & CATERING TECHNOLOGY, BENGALURU	P	96.5	191.4	177.5	127.0	214.1	806.5	624.9	1,431.4
↔	10	10	IINSTITUTE OF HOTEL MANAGEMENT, CATERING TECHNOLOGY & APPLIED NUTRITION, KOLKATA	G	130.3	125.1	109.6	127.3	201.7	694.0	733.1	1,427.1
↑	11	13	INSTITUTE OF HOTEL MANAGEMENT, CATERING & NUTRITION, BHOPAL	G	131.4	169.4	93.3	106.3	213.9	714.3	658.8	1,373.1

HOTEL MANAGEMENT — RANKS & SCORES OF COLLEGES

	OVERALL RANK 2021	OVERALL RANK 2020	COLLEGE & CITY	GOVT/ PVT (G/ P)	INTAKE QUALITY & GOVERNANCE	ACADEMIC EXCELLENCE	INFRASTRUCTURE & LIVING EXPERIENCE	PERSONALITY & LEADERSHIP DEVELOPMENT	CAREER PROGRESSION & PLACEMENT	OBJECTIVE SCORE	PERCEPTUAL SCORE	OVERALL SCORE
					180	270	240	210	300	1,200	800	2,000
↓	12	11	DEPARTMENT OF HOTEL MANAGEMENT, CHRIST UNIVERSITY (DEEMED TO BE UNIVERSITY), BENGALURU	P	92.2	173.3	182.8	173.0	184.4	805.7	558.8	1,364.5
-	13	NP	INSTITUTE OF HOTEL MANAGEMENT & CATERING TECHNOLOGY, THIRUVANANTHAPURAM	G	127.3	141.7	153.7	126.9	195.1	744.7	617.1	1,361.8
-	14	NP	INSTITUTE OF HOTEL MANAGEMENT, CATERING & NUTRITION, SHIMLA	G	117.5	148.1	166.8	122.0	191.4	745.8	611.1	1,356.9
↔	15	15	INSTITUTE OF HOTEL MANAGEMENT, CATERING & NUTRITION, GURDASPUR	G	126.3	149.7	173.0	89.6	185.7	724.3	594.4	1,318.7
↔	16	16	AMITY SCHOOL OF HOSPITALITY, NOIDA	P	100.7	177.3	216.9	108.1	222.1	825.1	476.0	1,301.1
↓	17	14	SCHOOL OF HOSPITALITY & TOURISM STUDIES, D.Y. PATIL UNIVERSITY, NAVI MUMBAI	P	103.5	163.2	173.4	112.0	184.5	736.6	553.6	1,290.2
-	18	NP	INSTITUTE OF HOTEL MANAGEMENT, CATERING TECHNOLOGY & APPLIED NUTRITION, DEHRADUN	G	103.8	131.5	151.3	153.3	193.3	733.2	554.9	1,288.1
-	19	NP	INSTITUTE OF HOTEL MANAGEMENT, CATERING TECHNOLOGY & APPLIED NUTRITION, BHUBANESWAR	G	111.8	133.3	170.4	122.4	185.4	723.3	549.3	1,272.6
-	20	NP	ASHOK INSTITUTE OF HOSPITALITY & TOURISM MANAGEMENT (HRD DIVISION OF ITDC), NEW DELHI	G	105.7	140.3	155.3	123.3	180.6	705.2	483.7	1,188.9
-	21	NP	INSTITUTE OF HOTEL MANAGEMENT, CATERING TECHNOLOGY & APPLIED NUTRITION, HAJIPUR, BIHAR	G	110.2	122.1	133.1	109.5	164.7	639.6	544.1	1,183.7
↓	22	19	SRM INSTITUTE OF HOTEL MANAGEMENT, CHENNAI	P	112.6	131.5	172.5	111.1	164.6	692.3	475.0	1,167.3
↓	23	17	CHITKARA SCHOOL OF HOSPITALITY, RAJPURA, PUNJAB	P	104.6	149.0	167.7	127.1	163.9	712.3	441.1	1,153.4
↓	24	18	INSTITUTE OF HOTEL MANAGEMENT AND CATERING TECHNOLOGY, BHARATI VIDYAPEETH (DEEMED TO BE UNIVERSITY), PUNE	P	145.3	172.8	188.0	105.5	146.6	758.2	384.4	1,142.6
↓	25	21	BHARATI VIDYAPEETH'S COLLEGE OF HOTEL MANAGEMENT AND TOURISM STUDIES, NAVI MUMBAI	P	105.1	113.8	101.5	119.5	175.8	615.7	518.8	1,134.5
-	26	NP	INSTITUTE OF HOTEL MANAGEMENT, CATERING TECHNOLOGY & APPLIED NUTRITION, SHILLONG	G	107.2	125.2	147.6	105.2	149.9	635.1	467.6	1,102.7
↓	27	20	AIMS SCHOOL OF HOSPITALITY & TOURISM, BENGALURU	P	103.8	150.3	169.1	133.5	194.7	751.4	341.4	1,092.8
↓	28	25	UNIVERSITY INSTITUTE OF TOURISM & HOSPITALITY MANAGEMENT, CHANDIGARH UNIVERSITY, MOHALI	P	100.5	146.4	163.4	126.5	200.6	737.4	344.8	1,082.2
↓	29	23	AMITY SCHOOL OF HOSPITALITY, AMITY UNIVERSITY, LUCKNOW	P	89.7	156.8	166.8	136.4	179.4	729.1	329.5	1,058.6
↑	30	35	ALL INDIA SHRI SHIVAJI MEMORIAL SOCIETY'S COLLEGE OF HOTEL MANAGEMENT & CATERING TECHNOLOGY, PUNE	P	80.8	158.0	151.7	128.7	145.6	664.8	333.1	997.9
↓	31	22	SRI RAMAKRISHNA COLLEGE OF ARTS & SCIENCE, COIMBATORE	P	111.3	144.6	174.4	133.0	151.8	715.1	281.3	996.4
↓	32	27	FACULTY OF HOSPITALITY & TOURISM MANAGEMENT, ICFAI UNIVERSITY SIKKIM, GANGTOK	P	111.2	136.3	142.3	136.5	142.5	668.8	324.9	993.7
↑	33	36	ORIENTAL SCHOOL OF HOTEL MANAGEMENT, WAYANAD	P	103.8	129.3	175.6	114.7	166.8	690.2	279.3	969.5
↓	34	31	DEPARTMENT OF HOTEL MANAGEMENT, T. JOHN COLLEGE, BENGALURU	P	104.2	146.4	143.7	82.3	183.1	659.7	306.8	966.5
↓	35	30	GURU NANAK INSTITUTE OF HOTEL MANAGEMENT, KOLKATA	P	97.9	131.0	158.8	119.9	175.5	683.1	246.5	929.6
↓	36	33	KLE SOCIETY'S INSTITUTE OF HOTEL MANAGEMENT, BENGALURU	P	105.2	128.5	106.0	108.2	157.9	605.8	323.3	929.1
-	37	NP	INSTITUTE OF HOTEL MANAGEMENT, CATERING TECHNOLOGY & APPLIED NUTRITION, GANGTOK	G	101.9	115.0	103.0	108.6	156.7	585.2	332.6	917.8
↓	38	26	INTERNATIONAL INSTITUTE OF HOTEL MANAGEMENT, NEW DELHI	P	86.5	140.0	143.8	120.4	151.3	642.0	273.3	915.3
-	39	NP	INSTITUTE OF HOTEL MANAGEMENT, CATERING TECHNOLOGY & APPLIED NUTRITION, BATHINDA	G	104.1	115.6	110.9	109.4	160.9	600.9	312.4	913.3

INDIA TODAY BEST COLLEGES 25 YEARS

HOTEL MANAGEMENT — RANKS & SCORES OF COLLEGES

	OVER-ALL RANK 2021	OVERALL RANK 2020	COLLEGE & CITY	GOVT/ PVT (G/ P)	INTAKE QUALITY & GOVERNANCE	ACADEMIC EXCELLENCE	INFRASTRUC-TURE & LIVING EXPERIENCE	PERSONALITY & LEADERSHIP DEVELOPMENT	CAREER PROGRESSION & PLACEMENT	OBJECTIVE SCORE	PERCEPTU-AL SCORE	OVERALL SCORE
					180	270	240	210	300	1,200	800	2,000
-	40	NP	SCHOOL OF PROFESSIONAL STUDIES, GARDEN CITY UNIVERSITY, BENGALURU	P	76.1	133.2	172.3	129.4	108.3	619.3	258.5	877.8
↓	41	32	SRI KRISHNA ARTS AND SCIENCE COLLEGE (AUTONOMOUS), COIMBATORE	P	105.4	120.1	167.9	135.6	182.3	711.3	162.2	873.5
↓	42	40	INTERNATIONAL INSTITUTE OF HOTEL MANAGEMENT, KOLKATA	P	105.7	106.5	140.2	83.1	201.9	637.4	219.6	857.0
↑	43	49	SCHOOL OF HOSPITALITY & TOURISM, GALGOTIAS UNIVERSITY, GREATER NOIDA	P	87.5	118.1	150.2	89.6	148.8	594.2	253.2	847.4
↓	44	28	SCHOOL OF HOTEL MANAGEMENT & CATERING TECHNOLOGY, JAIPUR NATIONAL UNIVERSITY, JAIPUR	P	82.5	134.3	165.0	113.2	158.8	653.8	192.2	846.0
↓	45	41	ITM - INSTITUTE OF HOTEL MANAGEMENT, NAVI MUMBAI	P	87.8	129.6	107.4	135.8	187.2	647.8	197.5	845.3
-	46	NP	HINDUSTHAN COLLEGE OF ARTS & SCIENCE (AUTONOMOUS), COIMBATORE	P	101.3	150.9	158.4	135.8	151.1	697.5	132.9	830.4
↓	47	34	INTERNATIONAL INSTITUTE OF HOTEL MANAGEMENT, HYDERABAD	P	97.4	132.8	103.5	124.0	207.8	665.5	158.6	824.1
-	48	NP	DEPARTMENT OF CATERING SCIENCE & HOTEL MANAGEMENT, PSG COLLEGE OF ARTS & SCIENCE COLLEGE, COIMBATORE	P	106.7	134.7	155.9	124.4	130.7	652.4	168.9	821.3
↓	49	38	SCHOOL OF TOURISM & HOSPITALITY, SANSKRITI UNIVERSITY, MATHURA	P	88.8	142.2	170.2	107.1	182.9	691.2	127.7	818.9
↓	50	44	CT INSTITUTE OF HOTEL MANAGEMENT, JALANDHAR	P	98.6	102.1	171.2	117.2	184.8	673.9	131.1	805.0
↓	51	42	DR S.N.S. RAJALAKSHMI COLLEGE OF ARTS & SCIENCE (AUTONOMOUS), COIMBATORE	P	104.5	157.9	172.6	121.4	132.4	688.8	110.6	799.4
↓	52	43	CATERING SCIENCE & HOTEL MANAGEMENT DEPARTMENT, BISHOP APPASAMY COLLEGE OF ARTS & SCIENCE, COIMBATORE	P	105.1	117.9	136.9	124.6	131.3	615.8	183.1	798.9
↓	53	37	INSTITUTE OF ADVANCED MANAGEMENT, KOLKATA	P	106.4	98.8	130.4	134.7	164.9	635.2	135.4	770.6
-	54	NP	VELS INSTITUTE OF SCIENCE, TECHNOLOGY & ADVANCED STUDIES (VISTAS), CHENNAI	P	59.2	158.6	143.8	126.4	144.0	632.0	126.3	758.3
↓	55	47	DR N.G.P. ARTS & SCIENCE COLLEGE, DEPARTMENT OF CATERING SCIENCE & HOTEL MANAGEMENT, COIMBATORE	P	103.0	94.1	166.9	136.3	140.2	640.5	100.9	741.4
↓	56	45	AMRAPALI INSTITUTE OF HOTEL MANAGEMENT, HALDWANI	P	84.2	140.8	143.7	67.9	130.1	566.7	161.3	728.0
-	57	NP	INTERNATIONAL INSTITUTE OF HOTEL MANAGEMENT, BENGALURU	P	75.1	123.5	107.3	104.9	184.2	595.0	123.4	718.4
↓	58	46	INTERNATIONAL INSTITUTE OF HOTEL MANAGEMENT, NUVEM, GOA	P	67.3	66.4	148.3	80.2	140.3	502.5	203.1	705.6
↓	59	50	COLLEGE OF HOSPITALITY ADMINISTRATION, JAIPUR	P	99.1	139.9	96.6	127.4	174.0	637.0	31.3	668.3
-	60	NP	B.N.G. TOURISM & HOSPITALITY MANAGEMENT INSTITUTE, KOLKATA	P	74.0	97.3	73.5	57.4	135.8	438.0	216.7	654.7
↓	61	51	INTERNATIONAL INSTITUTE OF HOTEL MANAGEMENT, AHMEDABAD	P	66.6	104.7	84.8	133.3	200.6	590.0	38.8	628.8
↓	62	52	INTERNATIONAL INSTITUTE OF HOTEL MANAGEMENT, JAIPUR	P	67.1	96.0	108.5	111.2	144.8	527.6	10.5	538.1
↓	63	53	UEI GLOBAL EDUCATION, JAIPUR	P	110.1	75.6	62.5	100.8	159.0	508.0	23.9	531.9
↓	64	54	UEI GLOBAL EDUCATION, NEW DELHI	P	99.0	81.6	81.5	44.4	159.0	465.5	23.9	489.4
↓	65	57	UEI GLOBAL EDUCATION, THIRUVANANTHPURAM	P	75.2	89.6	103.9	63.0	133.3	465.0	23.9	488.9
↓	66	55	UEI GLOBAL EDUCATION, PUNE	P	90.1	117.9	27.6	58.2	160.2	454.0	22.4	476.4
↓	67	58	UEI GLOBAL EDUCATION, CHANDIGARH	P	85.3	70.8	25.7	79.8	137.3	398.9	10.5	409.4

BBA — RANKS & SCORES OF COLLEGES

	OVER-ALL RANK 2021	OVERALL RANK 2020	COLLEGE & CITY	GOVT/ PVT (G/ P)	INTAKE QUALITY & GOVERNANCE	ACADEMIC EXCELLENCE	INFRASTRUC-TURE & LIVING EXPERIENCE	PERSONALITY & LEADERSHIP DEVELOPMENT	CAREER PROGRESSION & PLACEMENT	OBJECTIVE SCORE	PERCEPTU-AL SCORE	OVERALL SCORE
					240	270	180	210	300	1,200	800	2,000
↔	1	1	SHAHEED SUKHDEV COLLEGE OF BUSINESS STUDIES , NEW DELHI	G	209.5	227.0	139.5	164.4	291.8	1032.2	796.9	1829.1
↔	2	2	SVKM'S NMIMS ANIL SURENDRA MODI SCHOOL OF COMMERCE, MUMBAI	P	177.6	224.9	133.4	198.3	256.3	990.5	790.1	1780.6
↔	3	3	LOYOLA COLLEGE (AUTONOMOUS), CHENNAI	P	197.7	168.1	154.5	159.2	237.1	916.6	788.0	1704.6
↔	4	4	DEPARTMENT OF MANAGEMENT STUDIES, CHRIST UNIVERSITY (DEEMED TO BE UNIVERSITY), BENGALURU	P	175.3	223.2	141.6	150.4	228.8	919.3	775.0	1694.3
↑	5	6	AMITY SCHOOL OF BUSINESS, NOIDA, NOIDA	P	157.0	215.4	142.6	151.7	233.8	900.5	759.5	1660.0
↓	6	5	MADRAS CHRISTIAN COLLEGE (AUTONOMOUS), CHENNAI	P	187.3	154.3	146.7	169.1	239.6	897.0	741.0	1638.0
↔	7	7	MOUNT CARMEL COLLEGE (AUTONOMOUS), BENGALURU	P	183.7	184.6	137.9	169.6	224.5	900.3	712.9	1613.2
↔	8	8	PRESIDENCY COLLEGE, BENGALURU	P	179.4	191.3	124.2	163.0	200.3	858.2	684.7	1542.9
↑	9	10	DEPARTMENT OF MANAGEMENT, J.D. BIRLA INSTITUTE, KOLKATA	P	177.1	174.5	108.2	151.1	212.3	823.2	718.2	1541.4
↓	10	9	SYMBIOSIS INSTITUTE OF COMPUTER STUDIES & RESEARCH, PUNE	P	172.1	190.7	121.3	172.8	188.2	845.1	693.5	1538.6
↔	11	11	MAHARAJA SURAJMAL INSTITUTE, NEW DELHI	P	175.6	191.4	121.9	121.3	222.9	833.1	661.1	1494.2
-	12	NP	KESHAV MAHAVIDYALAYA, NEW DELHI	G	182.9	121.0	109.4	127.6	227.4	768.3	719.1	1487.4
↔	13	13	SRM INSTITUTE OF SCIENCE & TECHNOLOGY, CHENGALPATTU, TAMIL NADU	P	168.1	165.1	126.0	128.3	195.0	782.5	664.7	1447.2
↑	14	20	CENTRE FOR MANAGEMENT STUDIES (CMS), JAIN (DEEMED TO BE UNIVERSITY), BENGALURU	P	175.4	204.0	111.7	150.2	224.2	865.5	566.3	1431.8
↓	15	12	IFIM COLLEGE (AUTONOMOUS), BENGALURU	P	146.0	189.9	123.5	151.6	199.7	810.7	604.7	1415.4
↓	16	14	JAGAN INSTITUTE OF MANAGEMENT STUDIES, NEW DELHI	P	157.4	222.2	93.5	168.1	233.3	874.5	535.4	1409.9
↑	17	19	KRISTU JAYANTI COLLEGE, BENGALURU	P	170.9	178.1	128.3	152.2	224.0	853.5	548.5	1402.0
↔	18	18	GOSWAMI GANESH DUTTA S.D. COLLEGE, CHANDIGARH	P	178.3	167.0	136.3	166.6	208.4	856.6	544.8	1401.4
↑	19	24	RAMAIAH COLLEGE OF ARTS, SCIENCE & COMMERCE, BENGALURU	P	181.3	130.9	118.0	115.2	195.5	740.9	644.4	1385.3
↑	20	26	JAGANNATH INTERNATIONAL MANAGEMENT SCHOOL, VASANT KUNJ, NEW DELHI	P	152.4	152.1	77.1	149.9	214.1	745.6	632.2	1377.8
↑	21	25	ICFAI BUSINESS SCHOOL (IBS), HYDERABAD	P	155.4	182.6	122.5	124.3	188.3	773.1	598.9	1372.0
-	22	NP	SCHOOL OF BUSINESS, UNIVERSITY OF PETROLEUM & ENERGY STUDIES, DEHRADUN	P	154.9	203.1	121.9	125.9	225.6	831.4	539.2	1370.6
↓	23	21	JAGANNATH INTERNATIONAL MANAGEMENT SCHOOL, KALKAJI, NEW DELHI	P	143.1	182.9	92.0	188.0	218.8	824.8	543.3	1368.1
↓	24	23	PRESTIGE INSTITUTE OF MANAGEMENT & RESEARCH, INDORE, INDORE	P	151.2	213.0	125.7	124.3	199.5	813.7	547.8	1361.5
-	25	NP	UNIVERSAL BUSINESS SCHOOL, MUMBAI	P	115.8	185.4	133.7	151.9	204.9	791.7	563.7	1355.4
↑	26	31	ST XAVIER'S COLLEGE, RANCHI, RANCHI	P	180.9	123.4	121.2	132.0	192.5	750.0	584.1	1334.1
↔	27	27	PRESTIGE INSTITUTE OF MANAGEMENT, GWALIOR	P	131.1	187.6	131.0	161.2	234.3	845.2	482.4	1327.6
-	28	NP	KISHINCHAND CHELLARAM COLLEGE, MUMBAI	P	207.5	117.7	72.2	117.0	203.9	718.3	599.0	1317.3
↓	29	22	INSTITUTE OF MANAGEMENT STUDIES, NOIDA	P	143.8	175.9	95.6	126.8	194.3	736.4	580.3	1316.7
↑	30	32	SCHOOL OF MANAGEMENT, MIT WPU, PUNE	P	156.9	202.8	118.9	140.8	206.8	826.2	462.4	1288.6
↓	31	29	SCHOOL OF MANAGEMENT, IMS UNISON UNIVERSITY, DEHRADUN	P	117.9	123.2	115.9	124.8	206.5	688.3	594.4	1282.7
↓	32	30	DOON BUSINESS SCHOOL , DEHRADUN	P	133.6	168.9	129.4	174.7	179.0	785.6	492.2	1277.8
↓	33	28	PRESTIGE INSTITUTE OF MANAGEMENT, DEWAS, DEWAS	P	133.5	183.1	124.7	167.7	191.5	800.5	473.9	1274.4
↔	34	34	S.S. JAIN SUBODH PG (AUTONOMOUS) COLLEGE, JAIPUR	P	171.0	157.7	96.9	104.5	208.8	738.9	497.7	1236.6
↓	35	33	I.T.S. UG INSTITUTE, MOHAN NAGAR, GHAZIABAD	P	158.4	185.7	119.3	162.9	201.2	827.5	407.9	1235.4

	OVERALL RANK 2021	OVERALL RANK 2020	COLLEGE & CITY	GOVT/PVT (G/P)	INTAKE QUALITY & GOVERNANCE	ACADEMIC EXCELLENCE	INFRASTRUCTURE & LIVING EXPERIENCE	PERSONALITY & LEADERSHIP DEVELOPMENT	CAREER PROGRESSION & PLACEMENT	OBJECTIVE SCORE	PERCEPTUAL SCORE	OVERALL SCORE
					240	270	180	210	300	1,200	800	2,000
-	36	NP	VIVEKANANDA INSTITUTE OF PROFESSIONAL STUDIES, NEW DELHI	P	172.2	140.0	59.1	119.2	184.2	674.7	530.4	1205.1
-	37	NP	AMITY BUSINESS SCHOOL, GURUGRAM, GURUGRAM	P	118.5	204.1	125.7	143.9	168.7	760.9	441.8	1202.7
-	38	NP	APEEJAY COLLEGE OF FINE ARTS, JALANDHAR	P	167.9	153.8	69.2	129.8	173.2	693.9	478.3	1172.2
↔	39	39	ST ALOYSIUS COLLEGE (AUTONOMOUS), MANGALURU	P	172.9	146.1	122.8	122.1	182.6	746.5	425.5	1172.0
↓	40	38	DAV COLLEGE, SEC-10, CHANDIGARH, CHANDIGARH	P	166.3	99.7	115.4	118.1	185.7	685.2	485.4	1170.6
↓	41	35	KANYA MAHAVIDYALAYA (AUTONOMOUS), JALANDHAR	P	197.3	141.7	116.3	127.3	205.2	787.8	382.5	1170.3
↓	42	37	SRI DHARMASTHALA MANJUNATHESHWARA COLLEGE (AUTONOMOUS), UJIRE, KARNATAKA	P	186.4	113.8	127.8	134.7	152.0	714.7	452.2	1166.9
-	43	NP	PSG COLLEGE OF ARTS & SCIENCE, COIMBATORE	P	167.3	144.1	110.7	113.7	190.5	726.3	418.7	1145.0
↔	44	44	ST JOSEPH'S DEGREE & PG COLLEGE, HYDERABAD	P	142.5	136.5	98.7	121.3	156.2	655.2	481.7	1136.9
↓	45	43	THE BHOPAL SCHOOL OF SOCIAL SCIENCES, BHOPAL	P	183.9	162.3	101.4	127.2	179.0	753.8	376.1	1129.9
↓	46	36	MARIS STELLA COLLEGE (AUTONOMOUS), VIJAYAWADA	P	169.0	104.8	123.6	134.2	199.1	730.7	396.1	1126.8
↓	47	41	CHANDIGARH BUSINESS SCHOOL OF ADMINISTRATION, MOHALI	P	135.5	178.7	132.0	95.7	214.2	756.1	365.9	1122.0
↓	48	45	SRI RAMAKRISHNA COLLEGE OF ARTS & SCIENCE, COIMBATORE	P	162.2	144.5	131.6	127.8	183.0	749.1	346.2	1095.3
↓	49	42	SRI RAMAKRISHNA COLLEGE OF ARTS & SCIENCE FOR WOMEN, COIMBATORE	P	167.9	141.2	122.0	161.6	194.3	787.0	304.1	1091.1
↓	50	48	WOMEN'S CHRISTIAN COLLEGE, CHENNAI	P	181.1	134.4	123.1	149.0	202.1	789.7	299.7	1089.4
↑	51	59	UNIVERSITY SCHOOL OF BUSINESS, CHANDIGARH UNIVERSITY, MOHALI	P	140.4	176.0	127.6	130.1	216.0	790.1	290.0	1080.1
↓	52	46	LINGAYA' LALITA DEVI INSTITUTE OF MANAGEMENT & SCIENCES, NEW DELHI	P	152.4	161.8	107.9	126.8	197.7	746.6	332.8	1079.4
↓	53	49	SURANA COLLEGE, BENGALURU	P	171.1	142.8	94.4	105.2	177.7	691.2	383.1	1074.3
↓	54	47	DAV CENTENARY COLLEGE, FARIDABAD	P	169.5	116.9	94.2	111.7	150.9	643.2	423.3	1066.5
↓	55	51	IPS ACADEMY, INDORE, INDORE	P	158.3	206.4	115.9	117.0	168.6	766.2	298.3	1064.5
↑	56	62	CHITKARA BUSINESS SCHOOL, RAJPURA, PUNJAB	P	126.1	185.6	140.4	169.6	142.7	764.4	299.7	1064.1
↓	57	53	GURU NANAK COLLEGE (AUTONOMOUS), CHENNAI	P	149.2	117.5	119.6	111.5	184.8	682.6	375.2	1057.8
-	58	NP	AMITY BUSINESS SCHOOL, MUMBAI, MUMBAI	P	95.9	135.4	124.0	126.4	97.3	579.0	471.6	1050.6
↓	59	52	DR SNS RAJALAKSHMI COLLEGE OF ARTS & SCIENCE, COIMBATORE	P	186.4	167.4	126.3	128.1	188.0	796.2	253.6	1049.8
↓	60	50	THE OXFORD COLLEGE OF BUSINESS MANAGEMENT, BENGALURU	P	173.6	146.8	119.0	117.7	188.8	745.9	301.9	1047.8
↓	61	55	ST JOSEPH'S COLLEGE (AUTONOMOUS), TIRUCHIRAPPALLI	P	181.7	144.6	126.4	135.1	202.8	790.6	255.8	1046.4
↓	62	56	SACRED HEART COLLEGE (AUTONOMOUS), TIRUPATTUR	P	167.1	113.2	127.2	137.2	144.7	689.4	352.7	1042.1
↓	63	57	FACULTY OF MANAGEMENT STUDIES, ICFAI UNIVERSITY TRIPURA, AGARTALA	P	158.6	180.1	130.2	149.2	187.4	805.5	225.8	1031.3
↓	64	61	FACULTY OF BUSINESS MANAGEMENT, PCTE LUDHIANA, LUDHIANA	P	115.9	151.9	120.8	152.0	192.2	732.8	278.4	1011.2
↓	65	58	FACULTY OF MANAGEMENT STUDIES, ICFAI BUSINESS SCHOOL, JAIPUR	P	103.4	165.3	148.6	187.9	194.2	799.4	185.0	984.4
↑	66	69	BBK DAV COLLEGE FOR WOMEN, AMRITSAR	P	177.6	105.5	96.6	105.1	159.4	644.2	339.4	983.6
↑	67	70	SIVANANDA SARMA MEMORIAL RV COLLEGE, BENGALURU	P	174.0	113.5	114.1	122.2	186.9	710.7	272.7	983.4
↓	68	63	THE ICFAI UNIVERSITY SIKKIM, GANGTOK	P	134.5	111.9	105.4	167.7	192.7	712.2	269.0	981.2
↓	69	68	INSTITUTE OF MANAGEMENT, J.K. LAKSHMIPAT UNIVERSITY, JAIPUR	P	124.6	161.3	156.5	127.5	151.6	721.5	255.4	976.9
↓	70	65	SCHOOL OF BUSINESS & MANAGEMENT, JAIPUR NATIONAL UNIVERSITY, JAIPUR	P	148.5	148.8	126.3	150.0	185.3	758.9	217.9	976.8
-	71	NP	DAYANANDA SAGAR BUSINESS ACADEMY, BENGALURU	P	123.4	134.2	116.1	124.8	167.9	666.4	310.2	976.6
↑	72	75	KONGU ARTS AND SCIENCE COLLEGE (AUTONOMOUS), ERODE	P	154.8	118.7	137.5	96.3	154.0	661.3	311.3	972.6
↑	73	82	SCHOOL OF BUSINESS, GALGOTIAS UNIVERSITY, GREATER NOIDA	P	103.8	122.0	100.7	93.8	187.7	608.0	353.8	961.8
↓	74	66	TECNIA INSTITUTE OF ADVANCED STUDIES, NEW DELHI	P	136.5	141.9	86.2	96.1	149.5	610.2	348.5	958.7
↓	75	71	ST MIRA'S COLLEGE FOR GIRLS, PUNE	P	156.5	115.8	111.7	103.2	150.1	637.3	315.1	952.4
-	76	NP	BHAVAN'S VIVEKANANDA COLLEGE OF SCIENCE, HUMANITIES & COMMERCE, HYDERABAD	P	152.1	125.1	96.9	110.1	174.8	659.0	284.1	943.1
-	77	NP	AMITY BUSINESS SCHOOL,RAIPUR, RAIPUR	P	113.9	149.1	108.5	109.4	186.5	667.4	272.9	940.3
↓	78	64	ST WILFRED'S PG COLLEGE, JAIPUR	P	127.4	139.4	121.5	125.5	200.8	714.6	219.5	934.1
↓	79	74	T. JOHN COLLEGE, BENGALURU	P	137.1	131.0	115.8	122.3	173.2	679.4	253.6	933.0
↓	80	73	GOBI ARTS & SCIENCE COLLEGE (AUTONOMOUS), ERODE	P	185.6	135.8	125.0	125.4	148.4	720.2	209.6	929.8
-	81	NP	MARATHWADA MITRA MANDAL'S COLLEGE OF COMMERCE, PUNE	P	128.5	107.5	96.7	88.3	184.8	605.8	311.3	917.1
↓	82	79	MIT- ARTS, COMMERCE & SCIENCE COLLEGE ALANDI, PUNE	P	127.3	120.2	103.8	107.5	185.6	644.4	270.3	914.7
↑	83	92	SCHOOL OF MANAGEMENT STUDIES, REVA UNIVERSITY, BENGALURU	P	111.2	190.7	122.9	111.4	183.7	719.9	194.4	914.3
↓	84	78	INDIAN INSTITUTE OF MANAGEMENT & COMMERCE, HYDERABAD	P	161.4	123.3	96.2	117.0	207.7	705.6	207.1	912.7
↓	85	77	PODDAR INTERNATIONAL COLLEGE, JAIPUR	P	145.0	114.3	116.5	178.2	200.7	754.7	157.5	912.2
↔	86	86	AXIS INSTITUTE OF HIGHER EDUCATION, KANPUR	P	125.1	126.2	118.8	122.9	188.3	681.3	230.5	911.8
↓	87	83	SRI KANYAKA PARAMESHWARI ARTS & SCIENCE COLLEGE FOR WOMEN, CHENNAI	P	150.6	115.3	110.8	141.9	188.5	707.1	202.4	909.5
↓	88	80	NEHRU ARTS & SCIENCE COLLEGE, COIMBATORE	P	160.5	140.3	127.7	84.1	189.8	702.4	205.2	907.6
↓	89	76	ST ANN'S COLLEGE FOR WOMEN (AUTONOMOUS), HYDERABAD	P	164.9	119.7	95.7	132.1	166.2	678.6	228.7	907.3
-	90	NP	JIMS ENGINEERING MANAGEMENT TECHNICAL CAMPUS, GREATER NOIDA	P	106.8	94.9	80.2	85.8	203.2	570.9	333.2	904.1
-	91	NP	SCHOOL OF COMMERCE & MANAGEMENT, GARDEN CITY UNIVERSITY, BENGALURU	P	125.5	159.1	125.6	133.4	199.0	742.6	160.1	902.7
-	92	NP	INSTITUTE OF BUSINESS STUDIES & RESEARCH (IBSAR), NAVI MUMBAI	P	141.5	166.9	119.3	120.8	187.4	735.9	166.6	902.5
↓	93	88	UTTARANCHAL INSTITUTE OF MANAGEMENT, DEHRADUN	P	109.6	119.2	117.1	101.7	188.4	636.0	262.0	898.0
↓	94	85	DAV COLLEGE ABOHAR, ABOHAR, PUNJAB	P	168.7	153.6	126.2	120.8	113.0	682.3	215.3	897.6
↓	95	87	NALLAMUTHU GOUNDER MAHALINGAM COLLEGE, COIMBATORE	P	181.2	120.6	119.3	91.7	187.9	700.7	188.1	888.8
-	96	NP	PSGR KRISHNAMMAL COLLEGE FOR WOMEN, COIMBATORE	P	201.2	163.5	93.7	147.7	203.0	809.1	78.0	887.1
↓	97	90	DON BOSCO COLLEGE, PANJIM	P	152.9	109.8	93.5	110.0	154.0	620.2	265.5	885.7
↑	98	100	HINDUSTAN COLLEGE OF ARTS & SCIENCE, CHENNAI	P	155.3	121.9	108.6	102.8	165.1	653.7	231.6	885.3
-	99	NP	GIAN JYOTI INSTITUTE OF MANAGEMENT & TECHNOLOGY, MOHALI	P	133.0	171.4	116.4	144.4	179.0	744.2	140.3	884.5
↓	100	98	MMK AND SDM MAHILA MAHAVIDYALAYA, MYSURU	P	136.3	106.2	101.2	124.5	174.1	642.3	241.0	883.3
↓	101	89	V.O. CHIDAMBARAM COLLEGE, THOOTHUKUDI, TAMIL NADU	P	198.2	118.7	124.6	129.2	155.9	726.6	155.2	881.8
-	102	NP	THIAGARAJAR COLLEGE, MADURAI	P	194.1	157.0	85.4	40.3	147.3	624.1	254.6	878.7
↓	103	99	SCHOOL OF MANAGEMENT & COMMERCE, SANSKRITI UNIVERSITY, MATHURA	P	122.6	175.9	137.0	139.6	196.6	771.7	106.2	877.9

	OVERALL RANK 2021	OVERALL RANK 2020	COLLEGE & CITY	GOVT/PVT (G/P)	INTAKE QUALITY & GOVERNANCE	ACADEMIC EXCELLENCE	INFRASTRUCTURE & LIVING EXPERIENCE	PERSONALITY & LEADERSHIP DEVELOPMENT	CAREER PROGRESSION & PLACEMENT	OBJECTIVE SCORE	PERCEPTUAL SCORE	OVERALL SCORE
					240	270	180	210	300	1,200	800	2,000
↓	104	91	RATHINAM COLLEGE OF ARTS & SCIENCE , COIMBATORE	P	136.3	175.3	137.2	151.5	187.5	787.8	90.0	877.8
↓	105	93	INDIRA COLLEGE OF COMMERCE & SCIENCE, PUNE	P	158.1	125.3	52.4	78.4	154.9	569.1	308.1	877.2
↓	106	95	DEVKI DEVI JAIN MEMORIAL COLLEGE FOR WOMEN, LUDHIANA	P	163.4	76.1	93.9	115.9	125.9	575.2	299.3	874.5
-	107	NP	KLE SOCIETY'S S. NIJALINGAPPA COLLEGE, BENGALURU	P	140.9	110.2	93.6	102.5	194.4	641.6	232.8	874.4
-	108	NP	ST ALOYSIUS COLLEGE (AUTONOMOUS), JABALPUR	P	164.7	122.8	100.2	112.1	154.1	653.9	219.1	873.0
-	109	NP	ANDHRA LOYOLA COLLEGE (AUTONOMOUS), VIJAYAWADA	P	164.5	90.2	136.7	48.2	202.8	642.4	220.9	863.3
↓	110	101	ICFAI UNIVERSITY MEGHALAYA, TURA	P	124.2	99.1	93.6	110.7	186.3	613.9	241.9	855.8
↑	111	113	PARUL INSTITUTE OF BUSINESS ADMINISTRATION, VADODARA	P	107.5	88.8	98.3	83.3	149.2	527.1	320.8	847.9
-	112	NP	PSIT COLLEGE OF HIGHER EDUCATION, KANPUR	P	98.4	115.6	122.0	92.7	195.6	624.3	221.6	845.9
↓	113	102	ICFAI UNIVERSITY, NAGALAND, DIMAPUR	P	115.9	123.2	121.0	176.9	140.3	677.3	168.5	845.8
-	114	NP	CAREER COLLEGE, BHOPAL	P	190.8	95.5	96.9	117.1	167.7	668.0	162.4	830.4
↔	115	115	JIS COLLEGE OF ENGINEERING , KALYANI, WEST BENGAL	P	173.7	104.3	139.0	167.0	133.1	717.1	111.2	828.3
-	116	NP	GRADUATE SCHOOL OF BUSINESS, TULA'S INSTITUTE , DEHRADUN	P	83.4	101.7	116.0	127.6	178.4	607.1	221.1	828.2
-	117	NP	DEPARTMENT OF MANAGEMENT, IIS (DEEMED TO BE UNIVERSITY), JAIPUR	P	142.4	151.1	131.5	129.2	145.1	699.3	127.4	826.7
-	118	NP	NSHM KNOWLEDGE CAMPUS, DURGAPUR, DURGAPUR, WB	P	115.3	104.7	101.4	74.6	184.6	580.6	225.6	806.2
-	119	NP	HINDUSTHAN COLLEGE OF ARTS & SCIENCE, COIMBATORE	P	151.1	120.6	107.5	101.8	166.7	647.7	148.6	796.3
↓	120	110	SRI KRISHNA ARTS AND SCIENCE COLLEGE (AUTONOMOUS), COIMBATORE	P	137.4	129.2	115.7	103.0	146.7	632.0	162.1	794.1
↓	121	103	CAUVERY COLLEGE, VIRAJPET, VIRAJPET, KARNATAKA	P	157.0	91.9	121.1	93.5	152.1	615.6	176.5	792.1
↓	122	112	ACHARYA INSTITUTE OF GRADUATE STUDIES, BENGALURU	P	140.2	99.4	83.7	101.7	187.6	612.6	179.3	791.9
↓	123	122	CHEVALIER T. THOMAS ELIZABETH COLLEGE FOR WOMEN, CHENNAI	P	162.8	59.9	99.9	102.2	111.7	536.5	254.6	791.1
↓	124	106	BHAKTAVATSALAM MEMORIAL COLLEGE FOR WOMEN, CHENNAI	P	144.2	120.7	79.7	69.9	166.1	580.6	203.7	784.3
↓	125	121	SHRIMATHI DEVKUNVAR NANALAL BHATT VAISHNAV COLLEGE FOR WOMEN, CHENNAI	P	185.5	106.6	111.5	111.0	143.0	657.6	124.9	782.5
↓	126	118	LOYOLA ACADEMY, SECUNDERABAD	P	178.8	44.4	121.8	72.4	175.4	592.8	189.4	782.2
↓	127	123	DR N.G.P. ARTS & SCIENCE COLLEGE, COIMBATORE	P	143.0	105.8	119.8	86.3	163.8	618.7	150.5	769.2
-	128	NP	ACHARYA VISHNU GUPT SUBHARTI COLLEGE OF MANAGEMENT & COMMERCE, MEERUT	P	158.4	132.5	140.4	69.3	113.1	613.7	137.6	751.3
-	129	NP	SCHOOL OF MANAGEMENT, ITM UNIVERSITY, GWALIOR	P	134.6	121.7	120.3	82.0	191.8	650.4	93.1	743.5
↓	130	126	JAGRAN LAKECITY BUSINESS SCHOOL, JAGRAN LAKECITY UNIVERSITY, BHOPAL	P	96.1	102.7	121.2	85.2	134.7	539.9	200.3	740.2
↓	131	116	BHARATA MATA COLLEGE , ERNAKULAM	P	137.2	79.0	95.1	75.4	153.8	540.5	196.3	736.8
-	132	NP	FACULTY OF MANAGEMENT STUDIES, ICFAI UNIVERSITY, JHARKHAND, RANCHI	P	116.2	187.9	107.7	99.2	154.7	665.7	65.9	731.6
-	133	NP	DR NITTE SHANKARA ADYANTHAYA MEMORIAL FIRST GRADE COLLEGE, KARKALA	P	172.4	142.3	137.8	99.8	126.7	679.0	36.3	715.3
↓	134	132	PATRICIAN COLLEGE OF ARTS & SCIENCE, CHENNAI	P	172.8	80.3	74.0	100.4	127.4	554.9	158.1	713.0
-	135	NP	SHRI NEHRU MAHAVIDYALAYA COLLEGE OF ARTS & SCIENCE, COIMBATORE	P	194.7	52.2	131.9	118.1	189.6	686.5	23.7	710.2
-	136	NP	CAUVERY COLLEGE, GONIKOPPAL, GONIKOPPAL, KODAGU	P	181.0	48.8	123.8	83.5	190.9	628.0	81.6	709.6
-	137	NP	ST AGNES COLLEGE (AUTONOMOUS), MANGALURU	P	174.7	53.7	85.6	63.0	140.1	517.1	191.5	708.6
↓	138	125	DNYANPRASSARAK MANDAL'S COLLEGE & RESEARCH CENTRE, MAPUSA, GOA	P	142.3	78.0	101.2	99.0	142.3	562.8	142.2	705.0
↓	139	124	BISHOP APPASAMY COLLEGE OF ARTS & SCIENCE, COIMBATORE	P	144.3	100.9	106.8	108.7	144.9	605.6	85.7	691.3
-	140	NP	MAHARANI LAKSHMI AMMANNI COLLEGE FOR WOMEN (AUTONOMOUS), BENGALURU	P	147.0	55.3	99.5	47.4	151.1	500.3	189.4	689.7
↓	141	127	ROSARY COLLEGE OF COMMERCE & ARTS, SALCETE, GOA	P	182.4	52.9	89.4	100.9	102.0	527.6	151.1	678.7
↓	142	130	MARTIN LUTHER CHRISTIAN UNIVERSITY, SHILLONG	P	113.8	104.0	72.2	82.1	78.3	450.4	218.8	669.2
↓	143	128	V.M. PATEL COLLEGE OF MANAGEMENT STUDIES, MEHSANA	P	112.0	169.9	123.0	104.6	151.4	660.9	4.9	665.8
-	144	NP	BHARATIYA VIDYA BHAVANS M.M. COLLEGE OF ARTS, N.M. INSTITUTE OF SCIENCE & H.R.J. COLLEGE OF COMMERCE, MUMBAI	P	162.6	120.7	107.4	97.7	176.4	664.8	0.0	664.8
↓	145	131	KSG COLLEGE OF ARTS & SCIENCE, COIMBATORE	P	132.6	133.0	94.5	130.2	123.7	614.0	40.3	654.3
↓	146	129	FACULTY OF COMMERCE & BUSINESS MANAGEMENT, AMRAPALI GROUP OF INSTITUTIONS, HALDWANI	P	105.2	88.5	111.1	77.4	143.6	525.8	123.7	649.5
-	147	NP	THANTHAI HANS ROEVER COLLEGE (AUTONOMOUS), PERAMBALUR, TAMIL NADU	P	155.1	110.2	94.8	92.9	137.7	590.7	57.9	648.6
↓	148	134	VEL TECH RANGA SANKU ARTS COLLEGE, CHENNAI	P	122.4	91.3	130.1	102.1	122.0	567.9	74.9	642.8
↓	149	136	SHRI SHANKARLAL SUNDARBAI SHASUN JAIN COLLEGE FOR WOMEN, CHENNAI	P	126.7	83.9	96.3	74.2	176.0	557.1	75.5	632.6
-	150	NP	K.L.E. SOCIETY'S COLLEGE OF BUSINESS ADMINISTRATION LINGARAJ COLLEGE (AUTONOMOUS), BELAGAVI	P	149.5	67.1	82.6	31.5	143.0	473.7	158.8	632.5
-	151	NP	NARULA INSTITUTE OF TECHNOLOGY, KOLKATA	P	128.5	136.5	133.7	142.7	84.7	626.1	4.9	631.0
↓	152	140	NAZARETH COLLEGE OF ARTS & SCIENCE, CHENNAI	P	167.6	47.1	91.4	64.9	136.3	507.3	103.1	610.4
↓	153	135	JNAN VIKAS MANDAL'S, MOHANLAL RAICHAND MEHTA COLLEGE OF COMMERCE, DIWALIMAA COLLEGE OF SCIENCE, AMRITLAL RAICHAND MEHTA COLLEGE OF ARTS, DR R.T. DOSHI COLLEGE OF COMPUTER SCIENCE, NAVI MUMBAI	P	192.6	102.8	68.4	70.0	134.3	568.1	35.8	603.9
-	154	NP	INSTITUTE OF APPLIED MEDICINES & RESEARCH, GHAZIABAD	P	98.8	117.5	80.1	100.7	135.0	532.1	65.5	597.6
↓	155	137	ROOTS DEGREE COLLEGE, HYDERABAD	P	95.1	123.3	35.4	117.2	154.1	525.1	68.2	593.3
-	156	NP	VIVEK COLLEGE OF EDUCATION, BIJNOR	P	142.2	133.9	85.4	81.8	126.5	569.8	22.4	592.2
-	157	NP	RAMA PG COLLEGE, LUCKNOW	P	108.9	36.8	89.6	113.0	123.9	472.2	108.9	581.1
↓	158	138	ALVA'S COLLEGE, MOODUBIDRE, KARNATAKA	P	158.1	63.1	107.1	64.2	173.7	566.2	8.9	575.1
-	159	NP	SDM COLLEGE OF BUSINESS MANAGEMENT, MANGALURU	P	169.4	115.3	47.3	98.4	143.9	574.3	0.0	574.3
-	160	NP	M.E.S. COLLEGE OF ARTS & COMMERCE, VASCO-DA-GAMA, GOA	P	134.4	87.7	64.4	44.0	84.6	415.1	152.1	567.2
-	161	NP	NEST ACADEMY OF EVENT MANAGEMENT & DEVELOPMENT (NAEMD), MUMBAI	P	83.7	89.2	34.5	67.6	168.8	443.8	118.4	562.2
-	162	NP	THE BHAWANIPUR EDUCATIONAL SOCIETY COLLEGE, KOLKATA	P	116.6	102.7	60.4	23.3	54.4	357.4	178.5	535.9
-	163	NP	ABBAS KHAN COLLEGE FOR WOMEN, BENGALURU	P	165.1	76.7	94.6	90.6	93.1	520.1	0.0	520.1
↓	164	139	SREE NARAYANA GURU COLLEGE, COIMBATORE	P	140.8	75.9	103.7	64.7	134.7	519.8	0.0	519.8
↓	165	144	NOPANY INSTITUTE OF MANAGEMENT STUDIES, KOLKATA	P	109.4	81.5	59.6	53.6	128.1	432.2	81.6	513.8
-	166	NP	DWARAKA DOSS GOVERDHAN DOSS VAISHNAV COLLEGE (AUTONOMOUS), CHENNAI	P	141.5	95.6	40.1	51.2	181.9	510.3	0.0	510.3
-	167	NP	SHREE CHANDRAPRABHU JAIN COLLEGE, CHENNAI	P	128.7	77.4	77.6	35.3	175.0	494.0	0.0	494.0
-	168	NP	GURU NANAK INSTITUTE OF TECHNOLOGY, KOLKATA	P	124.3	48.0	123.5	87.3	94.1	477.2	0.0	477.2
-	169	NP	ASANSOL ENGINEERING COLLEGE, ASANSOL	P	89.9	53.5	107.8	62.5	79.3	393.0	59.3	452.3
-	170	NP	PT DEEN DAYAL UPADHYAY MANAGEMENT COLLEGE, MEERUT	P	89.5	72.1	33.3	42.2	192.5	429.6	0.0	429.6
-	171	NP	VIDYA VIKAS MANDAL'S SHREE DAMODAR COLLEGE OF COMMERCE & ECONOMICS, MARGAO, GOA	P	157.1	54.7	30.7	73.3	85.5	401.3	0.0	401.3
-	172	NP	ST XAVIER'S COLLEGE, MAPUSA, GOA	P	133.6	17.6	75.7	26.1	76.1	329.1	59.7	388.8
-	173	NP	ITM UNIVERSITY, RAIPUR	P	93.4	121.6	64.0	4.0	101.6	384.6	0.0	384.6
-	174	NP	I.C.S. COLLEGE OF ARTS, COMMERCE & SCIENCE KHED, RATNAGIRI	P	150.8	61.7	66.8	33.6	11.8	324.7	0.0	324.7
-	175	NP	B.L.D.E. ASSOCIATION'S A.S. PATIL COLLEGE OF COMMERCE (AUTONOMOUS), VIJAYAPUR, KARNATAKA	P	152.1	34.1	80.6	31.7	3.5	302.0	0.0	302.0
-	176	NP	ITM VOCATIONAL UNIVERSITY, VADODARA	P	71.4	58.7	105.0	27.3	11.8	274.2	0.0	274.2
-	177	NP	K.C. DAS COMMERCE COLLEGE, GUWAHATI	G	116.7	23.0	60.0	17.9	14.1	231.7	0.0	231.7
-	178	NP	ANNAI VIOLET ARTS & SCIENCE COLLEGE, CHENNAI	P	117.1	15.9	31.3	5.1	11.8	181.2	0.0	181.2

	OVERALL RANK 2021	OVERALL RANK 2020	COLLEGE & CITY	GOVT/ PVT (G/P)	INTAKE QUALITY & GOVERNANCE	ACADEMIC EXCELLENCE	INFRASTRUCTURE & LIVING EXPERIENCE	PERSONALITY & LEADERSHIP DEVELOPMENT	CAREER PROGRESSION & PLACEMENT	OBJECTIVE SCORE	PERCEPTUAL SCORE	OVERALL SCORE
					210	270	240	180	300	1,200	800	2,000
↔	1	1	DEPARTMENT OF COMPUTER SCIENCE, CHRIST (DEEMED TO BE UNIVERSITY), BENGALURU	P	157.1	226.3	205.4	164.5	240.8	994.1	797.0	1,791.1
↔	2	2	SYMBIOSIS INSTITUTE OF COMPUTER STUDIES & RESEARCH, PUNE	P	161.6	235.6	185.6	142.6	257.3	982.7	785.8	1,768.5
↔	3	3	LOYOLA COLLEGE (AUTONOMOUS), CHENNAI	P	181.9	179.3	213.3	139.1	230.9	944.5	796.9	1,741.4
↔	4	4	KRISTU JAYANTI COLLEGE, BENGALURU	P	158.9	234.7	195.5	144.0	223.7	956.8	752.3	1,709.1
↔	5	5	ST JOSEPH'S COLLEGE (AUTONOMOUS), BENGALURU	P	160.4	200.5	192.6	155.3	220.0	928.8	749.9	1,678.7
↑	6	7	AMITY INSTITUTE OF INFORMATION TECHNOLOGY, NOIDA	P	133.2	217.0	198.5	140.0	227.6	916.3	756.6	1,672.9
↑	7	8	WOMEN'S CHRISTIAN COLLEGE, CHENNAI	P	167.4	199.8	171.4	123.1	241.9	903.6	765.9	1,669.5
↓	8	6	STELLA MARIS COLLEGE (AUTONOMOUS), CHENNAI	P	180.3	206.1	171.7	135.2	221.5	914.8	748.5	1,663.3
↔	9	9	MADRAS CHRISTIAN COLLEGE (AUTONOMOUS), CHENNAI	P	162.4	169.3	202.8	120.4	191.3	846.2	765.3	1,611.5
↑	10	15	MAHARAJA SURAJMAL INSTITUTE, NEW DELHI	P	153.0	200.3	178.5	160.4	203.1	895.3	697.8	1,593.1
-	11	NP	AIM & ACT, DEPARTMENT OF COMPUTER SCIENCE, BANASTHALI VIDYAPITH	P	142.6	195.1	174.2	124.3	193.8	830.0	702.8	1,532.8
↑	12	16	M.S. RAMAIAH COLLEGE OF ARTS, SCIENCE & COMMERCE, BENGALURU	P	156.4	168.9	178.7	122.3	216.0	842.3	673.6	1,515.9
-	13	NP	SCHOOL OF COMPUTER SCIENCE & IT, JAIN (DEEMED TO BE UNIVERSITY), BENGALURU	P	140.5	188.2	173.3	102.9	219.9	824.8	672.5	1,497.3
↓	14	10	ST XAVIER'S COLLEGE (AUTONOMOUS), AHMEDABAD	P	164.1	166.0	173.8	111.2	201.2	816.3	678.4	1,494.7
↑	15	17	PRESIDENCY COLLEGE, BENGALURU	P	154.2	195.7	172.5	118.8	235.0	876.2	584.5	1,460.7
↓	16	11	JAGAN INSTITUTE OF MANAGEMENT STUDIES, ROHINI, NEW DELHI	P	142.0	203.9	134.0	148.5	224.2	852.6	600.3	1,452.9
↓	17	12	GOSWAMI GANESH DUTTA SANATAN DHARAM COLLEGE, CHANDIGARH	P	157.9	175.9	186.6	142.3	209.3	872.0	573.3	1,445.3
↓	18	14	SCHOOL OF INFORMATION TECHNOLOGY, IMS, NOIDA	P	145.3	187.9	116.5	136.1	207.4	793.2	637.6	1,430.8
↑	19	24	MOUNT CARMEL COLLEGE (AUTONOMOUS), BENGALURU	P	148.8	160.9	189.6	143.3	160.7	803.3	624.9	1,428.2
↔	20	20	ST ALOYSIUS COLLEGE (AUTONOMOUS), MANGALURU	P	162.4	174.1	187.3	111.8	238.9	874.5	552.8	1,427.3
↓	21	13	DAV COLLEGE, SEC-10, CHANDIGARH	P	158.6	163.3	172.0	101.8	211.4	807.1	618.5	1,425.6
↑	22	23	JAGANNATH INTERNATIONAL MANAGEMENT SCHOOL, VASANT KUNJ, NEW DELHI	P	141.7	178.2	139.6	122.0	207.2	788.7	608.1	1,396.8
↓	23	18	INSTITUTE OF TECHNOLOGY & SCIENCE (ITS) UG CAMPUS, MOHAN NAGAR, GHAZIABAD	P	137.4	180.7	170.8	121.9	207.9	818.7	574.8	1,393.5
↓	24	22	SRI RAMAKRISHNA COLLEGE OF ARTS & SCIENCE, COIMBATORE	P	154.7	200.7	172.3	136.5	211.8	876.0	513.2	1389.2
↓	25	19	SRI DHARMASTHALA MANJUNATHESHWARA COLLEGE (AUTONOMOUS), UJIRE, KARNATAKA	P	164.5	153.0	193.1	111.8	215.6	838.0	546.4	1,384.4
↔	26	26	PRESTIGE INSTITUTE OF MANAGEMENT, GWALIOR	P	144.5	207.4	197.9	125.3	227.5	902.6	481.3	1,383.9
↓	27	21	PRESTIGE INSTITUTE OF MANAGEMENT & RESEARCH, INDORE	P	151.5	191.3	197.0	132.6	205.7	878.1	504.7	1,382.8
↓	28	25	KANYA MAHAVIDYALAYA, JALANDHAR	P	177.4	170.2	161.1	102.9	218.6	830.2	551.8	1,382.0
↔	29	29	AMITY INSTITUTE OF INFORMATION TECHNOLOGY, LUCKNOW	P	134.3	214.0	195.0	117.6	222.1	883.0	481.3	1,364.3
↑	30	33	S.S. JAIN SUBODH P.G. (AUTONOMOUS) COLLEGE, JAIPUR	P	163.9	185.5	163.4	120.9	216.3	850.0	511.3	1,361.3
↔	31	31	THE OXFORD COLLEGE OF SCIENCE, BENGALURU	P	140.0	185.4	182.9	125.0	202.7	836.0	524.7	1,360.7
↑	32	36	SIVANANDA SARMA MEMORIAL RV COLLEGE, BENGALURU	P	149.5	161.9	165.6	130.3	211.9	819.2	541.4	1,360.6
-	33	NP	PSG COLLEGE OF ARTS & SCIENCE, COIMBATORE	P	165.2	146.5	172.4	102.8	215.8	802.7	552.1	1,354.8
↓	34	32	MIT ARTS, COMMERCE & SCIENCE COLLEGE, ALANDI, PUNE	P	130.0	182.2	161.3	106.7	214.6	794.8	556.6	1,351.4
↓	35	34	MEHR CHAND MAHAJAN DAV COLLEGE FOR WOMEN, CHANDIGARH	P	139.6	201.4	171.1	130.2	214.4	856.7	488.8	1,345.5
↓	36	27	FACULTY OF COMPUTER APPLICATIONS & INFORMATION TECHNOLOGY, GLS UNIVERSITY, AHMEDABAD	P	148.4	162.6	156.5	115.5	188.8	771.8	562.3	1,334.1
↓	37	35	DAV COLLEGE, HOSHIARPUR	P	158.1	204.6	189.7	133.8	202.0	888.2	435.3	1,323.5
↑	38	39	ST JOSEPH'S COLLEGE (AUTONOMOUS), TIRUCHIRAPPALLI	P	168.5	180.0	197.5	101.0	214.9	861.9	394.3	1,256.2
↓	39	37	ST MIRA'S COLLEGE FOR GIRLS, PUNE	P	140.9	147.9	135.5	104.9	185.7	714.9	533.9	1,248.8
↓	40	38	MAHARANI LAKSHMI AMMANNI COLLEGE FOR WOMEN (AUTONOMOUS), BENGALURU	P	146.6	158.8	148.5	115.3	215.0	784.2	463.7	1,247.9
↓	41	40	SRI RAMAKRISHNA COLLEGE OF ARTS & SCIENCE FOR WOMEN, COIMBATORE	P	131.4	194.0	175.7	142.6	186.9	830.6	403.4	1,234.0
-	42	NP	CHANDERPRABHU JAIN COLLEGE OF HIGHER STUDIES & SCHOOL OF LAW, NEW DELHI	P	86.2	135.3	169.7	143.3	225.6	760.1	470.1	1,230.2
↑	43	50	UNIVERSITY INSTITUTE OF COMPUTING, CHANDIGARH UNIVERSITY, MOHALI	P	145.2	186.6	196.5	143.6	215.6	887.5	326.7	1,214.2
↓	44	41	PARUL INSTITUTE OF COMPUTER APPLICATION, VADODARA	P	114.0	168.7	153.2	131.1	203.6	770.6	439.8	1,210.4
↓	45	42	PRESTIGE INSTITUTE OF MANAGEMENT, DEWAS, MP	P	140.8	192.8	175.2	141.6	222.1	872.5	332.3	1,204.8
↑	46	55	CHITKARA UNIVERSITY INSTITUTE OF ENGINEERING & TECHNOLOGY, PATIALA	P	112.1	199.6	189.1	131.9	159.4	792.1	392.3	1,184.4
-	47	47	SRI KRISHNA ARTS & SCIENCE COLLEGE, COIMBATORE	P	158.4	187.1	202.2	135.8	208.7	892.2	279.0	1,171.2
-	48	NP	DAYANANDA SAGAR BUSINESS ACADEMY, BENGALURU	P	110.1	127.9	146.9	117.0	207.0	708.9	461.3	1,170.2
-	49	NP	SCHOOL OF COMPUTING SCIENCE & ENGINEERING, GALGOTIAS UNIVERSITY, GREATER NOIDA	P	109.3	147.2	165.9	90.0	141.6	654.0	513.5	1,167.5
↓	50	48	BISHOP HEBER COLLEGE (AUTONOMOUS), TIRUCHIRAPPALLI	P	143.8	148.8	141.9	82.4	164.2	681.1	476.6	1,157.7
-	51	NP	JIMS ENGINEERING MANAGEMENT TECHNICAL CAMPUS (JEMTEC), GREATER NOIDA	P	119.9	137.0	158.3	106.4	203.4	725.0	421.8	1,146.8
↓	52	46	DR S.N.S. RAJALAKSHMI COLLEGE OF ARTS & SCIENCE, COIMBATORE	P	157.4	179.0	176.3	128.6	170.9	812.2	334.5	1,146.7
↔	53	53	B.B.K. DAV COLLEGE FOR WOMEN, AMRITSAR	P	155.2	154.0	136.5	88.4	210.5	744.6	387.5	1,132.1
↓	54	52	GURU NANAK COLLEGE (AUTONOMOUS), CHENNAI	P	162.1	179.9	173.6	115.3	215.6	846.5	278.5	1,125.0
↓	55	44	POST GRADUATE GOVERNMENT COLLEGE FOR GIRLS, CHANDIGARH	G	141.7	170.0	157.6	121.4	189.2	779.9	339.5	1,119.4
↓	56	51	SACRED HEART COLLEGE (AUTONOMOUS), TIRUPATTUR, TAMIL NADU	P	158.2	162.0	184.0	110.0	185.0	799.2	303.4	1,102.6
↓	57	56	DAV COLLEGE, ABOHAR, PUNJAB	P	144.0	195.3	163.2	121.9	164.1	788.5	265.5	1,054.0
↑	58	59	PUNJAB COLLEGE OF TECHNICAL EDUCATION, LUDHIANA	P	123.1	156.0	161.0	135.4	182.2	757.7	290.2	1,047.9
↓	59	43	SCHOOL OF COMPUTER & SYSTEMS SCIENCES, JAIPUR NATIONAL UNIVERSITY, JAIPUR	P	124.4	187.0	179.8	135.9	220.9	848.0	187.1	1,035.1
↑	60	62	SURANA COLLEGE, BENGALURU	P	153.3	155.9	128.4	101.8	193.6	733.0	295.4	1,028.4
↓	61	58	KOVAI KALAIMAGAL COLLEGE OF ARTS & SCIENCE, COIMBATORE	P	148.2	170.3	197.1	112.5	180.2	808.3	208.6	1,016.9
-	62	NP	DEPARTMENT OF COMPUTER APPLICATION, JIS COLLEGE OF ENGINEERING, KALYANI, WEST BENGAL	P	113.7	177.7	207.4	135.3	171.9	806.0	205.4	1,011.4
↓	63	61	THE BHOPAL SCHOOL OF SOCIAL SCIENCES, BHOPAL	P	155.1	147.8	138.8	94.0	176.0	711.7	260.9	972.6
↑	64	67	KONGU ARTS & SCIENCE COLLEGE (AUTONOMOUS), ERODE	P	140.1	152.7	173.6	128.9	177.6	772.9	196.4	969.3
-	65	NP	CHRIST COLLEGE (AUTONOMOUS), THRISSUR	P	148.1	123.3	168.5	79.1	90.7	609.7	352.5	962.2
↓	66	64	NATUBHAI V. PATEL COLLEGE OF PURE & APPLIED SCIENCES, VALLABH VIDYANAGAR, GUJARAT	P	152.3	164.0	187.2	124.4	138.4	766.3	191.8	958.1
↑	67	73	INDIRA COLLEGE OF COMMERCE & SCIENCE, PUNE	P	112.3	162.1	95.7	88.4	200.3	658.8	294.0	952.8
↑	68	70	MUTHAYAMMAL COLLEGE OF ARTS & SCIENCE, NAMAKKAL, TAMIL NADU	P	142.4	176.2	160.2	104.0	195.8	778.6	169.9	948.5
↓	69	57	ST WILFRED'S P.G. COLLEGE, JAIPUR	P	129.2	189.2	175.2	101.3	202.4	797.3	148.7	946.0

	OVERALL RANK 2021	OVERALL RANK 2020	COLLEGE & CITY	GOVT/ PVT (G/P)	INTAKE QUALITY & GOVERNANCE	ACADEMIC EXCELLENCE	INFRASTRUCTURE & LIVING EXPERIENCE	PERSONALITY & LEADERSHIP DEVELOPMENT	CAREER PROGRESSION & PLACEMENT	OBJECTIVE SCORE	PERCEPTUAL SCORE	OVERALL SCORE
					210	270	240	180	300	1,200	800	2,000
↓	70	60	DEPARTMENT OF COMPUTER APPLICATION, ICFAI UNIVERSITY SIKKIM, GANGTOK	P	133.4	179.3	164.3	139.4	201.7	818.1	126.8	944.9
↑	71	81	HINDUSTAN COLLEGE OF ARTS & SCIENCE, CHENNAI	P	140.1	166.7	143.1	95.3	197.6	742.8	193.5	936.3
↑	72	78	AXIS INSTITUTE OF HIGHER EDUCATION, KANPUR	P	112.5	135.3	161.0	88.7	199.9	697.4	227.5	924.9
↓	73	65	SRI KANYAKA PARAMESWARI ARTS & SCIENCE COLLEGE FOR WOMEN, CHENNAI	P	142.2	167.0	137.8	144.2	194.5	785.7	138.5	924.2
-	74	NP	THIAGARAJAR COLLEGE, MADURAI	P	177.4	91.2	118.8	64.0	200.2	651.6	267.7	919.3
↓	75	72	NALLAMUTHU GOUNDER MAHALINGAM COLLEGE, COIMBATORE	P	164.3	162.3	155.3	102.8	192.8	777.5	139.5	917.0
↑	76	80	SHRIMATHI DEVKUNVAR NANALAL BHATT VAISHNAV COLLEGE FOR WOMEN, CHENNAI	P	167.9	150.6	147.1	138.6	196.5	800.7	115.2	915.9
-	77	NP	HINDUSTHAN COLLEGE OF ARTS & SCIENCE, COIMBATORE	P	149.0	188.7	160.4	94.7	173.7	766.5	148.0	914.5
↓	78	77	PODDAR INTERNATIONAL COLLEGE, JAIPUR	P	129.9	199.7	168.0	148.9	161.0	807.5	104.2	911.7
-	79	NP	VELS INSTITUTE OF SCIENCE, TECHNOLOGY & ADVANCED STUDIES (VISTAS), CHENNAI	P	107.9	183.4	157.7	43.3	168.7	661.0	250.3	911.3
↓	80	NP	GURU NANAK INSTITUTE OF TECHNOLOGY, KOLKATA	P	120.0	173.5	175.6	141.2	174.1	784.4	126.0	910.4
-	81	69	RATHINAM COLLEGE OF ARTS & SCIENCE, COIMBATORE	P	100.8	121.7	170.7	95.1	149.1	637.4	273.1	910.5
↓	82	71	T. JOHN COLLEGE, BENGALURU	P	118.3	173.7	194.7	128.2	187.5	802.4	103.4	905.8
-	83	NP	SCHOOL OF COMPUTATIONAL SCIENCE & IT, GARDEN CITY UNIVERSITY, BENGALURU	P	120.7	180.3	201.4	138.9	196.0	837.3	67.4	904.7
-	84	NP	DEPARTMENT OF COMPUTER SCIENCE & INFORMATION TECHNOLOGY, IIS (DEEMED TO BE UNIVERSITY), JAIPUR	P	149.8	182.9	194.8	119.1	189.0	835.6	68.9	904.5
↑	85	92	AMRAPALI INSTITUTE OF APPLIED SCIENCE, HALDWANI	P	101.9	162.0	173.9	94.8	216.1	748.7	154.0	902.7
-	86	NP	APEEJAY COLLEGE OF FINE ARTS, JALANDHAR	P	136.4	195.9	135.2	144.6	161.8	773.9	117.5	891.4
-	87	NP	BHAVAN'S VIVEKANANDA COLLEGE OF SCIENCE, HUMANITIES & COMMERCE, HYDERABAD	P	153.9	126.4	110.1	130.0	153.2	673.6	217.7	891.3
↓	88	66	UTTARANCHAL INSTITUTE OF MANAGEMENT, DEHRADUN	P	110.0	166.7	177.8	119.3	216.7	790.5	100.4	890.9
↓	89	76	GOBI ARTS & SCIENCE COLLEGE (AUTONOMOUS), ERODE	P	153.9	189.2	170.2	97.4	195.1	805.8	82.2	888.0
↓	90	74	ROSARY COLLEGE OF ARTS & SCIENCE, SALCETE, GOA	P	154.0	143.0	136.9	135.3	177.5	746.7	137.8	884.5
↓	91	68	ST XAVIER'S COLLEGE, MAPUSA, GOA	P	121.5	128.2	121.6	92.7	219.0	683.0	199.7	882.7
↓	92	85	MMK & SDM MAHILA MAHAVIDYALAYA, MYSURU	P	128.4	159.2	129.5	99.1	172.5	688.7	182.6	871.3
↓	93	86	DON BOSCO COLLEGE, PANAJI, GOA	P	131.1	150.2	156.9	115.9	191.5	745.6	119.1	864.7
-	94	NP	PSIT COLLEGE OF HIGHER EDUCATION, KANPUR	P	126.9	168.1	171.1	75.8	199.2	741.1	116.4	857.5
↓	95	79	DAV CENTENARY COLLEGE, FARIDABAD	P	133.9	159.1	83.2	89.3	182.7	648.2	206.1	854.3
↓	96	82	SARDAR PATEL MAHAVIDYALAYA, CHANDRAPUR	P	132.9	149.7	137.0	99.8	207.4	726.8	116.0	842.8
↓	97	95	ACHARYA INSTITUTE OF GRADUATE STUDIES, BENGALURU	P	132.5	139.4	136.0	87.1	148.1	643.1	195.7	838.8
-	98	NP	NSHM COLLEGE OF MANAGEMENT & TECHNOLOGY, DURGAPUR, WEST BENGAL	P	77.5	110.1	183.8	76.0	164.6	612.0	225.7	837.7
-	99	NP	ASANSOL ENGINEERING COLLEGE, ASANSOL	P	89.1	115.5	160.8	83.5	161.5	610.4	224.2	834.6
↓	100	89	BHAKTAVATSALAM MEMORIAL COLLEGE FOR WOMEN, CHENNAI	P	123.1	129.3	115.3	67.8	172.1	607.6	226.2	833.8
↓	101	88	DR N.G.P. ARTS & SCIENCE COLLEGE, COIMBATORE	P	146.0	155.7	174.0	103.4	208.8	787.9	45.4	833.3
↓	102	91	PATRICIAN COLLEGE OF ARTS & SCIENCE, CHENNAI	P	141.9	161.1	133.7	88.8	163.4	688.9	142.3	831.2
↓	103	83	DNYANPRASSARAK MANDAL'S COLLEGE & RESEARCH CENTRE, MAPUSA, GOA	P	141.8	150.6	148.2	126.8	199.6	767.0	61.8	828.8
↓	104	87	ANNA ADARSH COLLEGE FOR WOMEN, CHENNAI	P	163.2	126.3	150.6	136.4	189.1	765.6	53.5	819.1
↓	105	94	JNAN VIKAS MANDAL'S, MOHANLAL RAICHAND MEHTA COLLEGE OF COMMERCE, DIWALIMAA COLLEGE OF SCIENCE, AMRITLAL RAICHAND MEHTA COLLEGE OF ARTS, DR R.T. DOSHI COLLEGE OF COMPUTER SCIENCE, NAVI MUMBAI	P	132.7	178.3	107.1	90.6	127.3	636.0	180.5	816.5
-	106	NP	CAREER COLLEGE, BHOPAL	P	161.3	168.4	172.7	118.3	185.2	805.9	0.0	805.9
↑	107	111	ACHARYA MOTIBHAI PATEL INSTITUTE OF COMPUTER STUDIES, GANPAT UNIVERSITY, MEHSANA, GUJARAT	P	120.7	147.4	155.6	81.9	160.0	665.6	134.6	800.2
↓	108	105	CHEVALIER T. THOMAS ELIZABETH COLLEGE FOR WOMEN, CHENNAI	P	132.9	140.9	119.7	95.9	127.1	616.5	183.5	800.0
↓	109	104	DEPARTMENT OF COMPUTER APPLICATION, TECHNO INDIA, SALT LAKE, KOLKATA	P	101.4	147.4	103.0	82.8	155.8	590.4	207.8	798.2
-	110	NP	CAUVERY COLLEGE, GONIKOPPAL, KARNATAKA	P	137.9	110.7	159.4	70.0	189.9	667.9	119.5	787.4
-	111	NP	INSTITUTE OF BUSINESS STUDIES & RESEARCH (IBSAR), NAVI MUMBAI	P	112.7	187.7	165.8	129.5	190.5	786.2	0.0	786.2
-	112	NP	SHRI NEHRU MAHAVIDYALAYA COLLEGE OF ARTS & SCIENCE, COIMBATORE	P	147.8	119.3	196.1	135.8	187.1	786.1	0.0	786.1
-	113	NP	SHREE CHANDRAPRABHU JAIN COLLEGE, MINJUR, TN	P	118.0	97.2	121.4	60.4	190.8	587.8	190.1	777.9
↓	114	96	SREE NARAYANA GURU COLLEGE, COIMBATORE	P	158.9	140.5	169.0	103.0	179.7	751.1	21.8	772.9
↓	115	99	DEPARTMENT OF COMPUTER APPLICATION, ICFAI UNIVERSITY NAGALAND, DIMAPUR	P	110.2	155.4	169.6	106.4	178.4	720.0	46.9	766.9
↓	116	90	SHRI SHANKARLAL SUNDARBAI SHASUN JAIN COLLEGE FOR WOMEN, CHENNAI	P	143.9	148.3	150.3	124.6	166.3	733.4	26.5	759.9
↓	117	102	VEL TECH RANGA SANKU ARTS COLLEGE, CHENNAI	P	114.2	131.7	160.7	92.3	137.2	636.1	98.7	734.8
-	118	NP	DR G.Y. PATHRIKAR COLLEGE OF COMPUTER & INFORMATION TECHNOLOGY, MGM UNIV., AURANGABAD	P	136.3	167.4	180.1	91.5	147.4	722.7	0.0	722.7
-	119	NP	SRI RAMAKRISHNA MISSION VIDYALAYA COLLEGE OF ARTS & SCIENCE, COIMBATORE	P	139.3	155.2	172.2	126.6	97.4	690.7	31.2	721.9
-	120	NP	ICFAI UNIVERSITY, JHARKHAND, RANCHI	P	114.9	161.3	146.9	93.5	185.2	701.8	17.1	718.9
-	121	NP	ST ALOYSIUS COLLEGE (AUTONOMOUS), JABALPUR	P	167.6	159.5	136.3	109.8	143.2	716.4	0.0	716.4
↓	122	103	MARTIN LUTHER CHRISTIAN UNIVERSITY, SHILLONG	P	112.0	118.7	91.0	85.6	57.2	464.5	240.1	704.6
-	123	NP	MICHAEL JOB COLLEGE OF ARTS & SCIENCE FOR WOMEN, COIMBATORE	P	100.6	186.2	178.9	119.7	113.8	699.2	0.0	699.2
↓	124	107	DEVKI DEVI JAIN MEMORIAL COLLEGE FOR WOMEN, LUDHIANA	P	138.0	120.6	104.1	64.3	144.7	571.7	120.6	692.3
↓	125	98	BISHOP APPASAMY COLLEGE OF ARTS & SCIENCE, COIMBATORE	P	118.2	143.9	143.5	107.5	156.7	669.8	16.3	686.1
-	126	NP	ST JOSEPH'S COLLEGE (AUTONOMOUS), IRINJALAKUDA, THRISSUR	P	154.8	127.8	135.8	93.8	108.5	620.7	56.3	677.0
↓	127	97	FR AGNEL COLLEGE OF ARTS & COMMERCE, PILAR, GOA	P	119.9	119.5	120.4	109.3	132.2	601.3	64.2	665.5
-	128	NP	K.S.R. COLLEGE OF ARTS & SCIENCE FOR WOMEN, NAMAKKAL, TAMIL NADU	P	94.5	114.2	167.9	106.5	164.6	647.7	0.0	647.7
-	129	NP	LAL BAHADUR SHASTRI PG COLLEGE, JAIPUR	P	111.7	141.2	104.6	95.4	185.1	638.0	0.0	638.0
↓	130	109	NAZARETH COLLEGE OF ARTS AND SCIENCE, CHENNAI	P	137.7	119.3	132.8	71.3	165.5	626.6	10.8	637.4
↓	131	108	ALVA'S COLLEGE, MUDBIDRI, KARNATAKA	P	145.1	120.3	122.4	85.1	135.5	608.4	22.6	631.0
-	132	NP	ANNAI VIOLET ARTS & SCIENCE COLLEGE, CHENNAI	P	113.7	93.2	101.1	49.5	116.7	474.2	138.2	612.4
-	133	NP	THIRUTHANGAL NADAR COLLEGE, CHENNAI	P	108.4	120.3	74.1	48.8	185.2	536.8	72.0	608.8

BCA — RANKS & SCORES OF COLLEGES

	OVERALL RANK 2021	OVERALL RANK 2020	COLLEGE & CITY	GOVT/ PVT (G/P)	INTAKE QUALITY & GOVERNANCE	ACADEMIC EXCELLENCE	INFRASTRUCTURE & LIVING EXPERIENCE	PERSONALITY & LEADERSHIP DEVELOPMENT	CAREER PROGRESSION & PLACEMENT	OBJECTIVE SCORE	PERCEPTUAL SCORE	OVERALL SCORE
					210	270	240	180	300	1,200	800	2,000
-	134	NP	SDM COLLEGE OF BUSINESS MANAGEMENT, MANGALURU	P	144.4	125.2	77.1	84.3	151.4	582.4	0.0	582.4
↓	135	110	JAGDISH CHANDRA DAV COLLEGE, DASUYA, PUNJAB	P	128.6	137.3	114.1	78.4	114.0	572.4	9.7	582.1
-	136	NP	PARISHKAR COLLEGE OF GLOBAL EXCELLENCE, JAIPUR	P	122.8	138.1	78.9	91.4	129.3	560.5	4.6	565.1
-	137	NP	PT DEEN DAYAL UPADHYAY MANAGEMENT COLLEGE, MEERUT	P	75.8	114.4	50.2	38.4	176.6	455.4	99.9	555.3
-	138	NP	THANTHAI HANS ROEVER COLLEGE (AUTONOMOUS), PERAMBALUR, TAMIL NADU	P	124.2	109.1	112.2	67.3	127.6	540.4	0.0	540.4
↓	139	112	NOPANY INSTITUTE OF MANAGEMENT STUDIES, KOLKATA	P	113.8	116.3	101.9	73.0	129.7	534.7	4.6	539.3
-	140	NP	S.J.R. COLLEGE FOR WOMEN, BENGALURU	P	128.2	115.3	107.1	73.7	101.0	525.3	0.0	525.3
-	141	NP	M.E.S. COLLEGE OF ARTS & COMMERCE, VASCO-DA-GAMA, GOA	P	130.3	79.7	59.3	41.4	188.7	499.4	11.0	510.4
-	142	NP	VVM'S SHREE DAMODAR COLLEGE OF COMMERCE & ECONOMICS, MARGAO, GOA	P	127.2	127.2	51.8	77.4	63.3	446.9	0.0	446.9
-	143	NP	ICS COLLEGE OF ARTS, COMMERCE & SCIENCE, KHED, RATNAGIRI, MAHARASHTRA	P	124.0	128.0	76.9	59.7	52.0	440.6	0.0	440.6
-	144	NP	K.C. DAS COMMERCE COLLEGE, GUWAHATI	G	129.1	106.3	98.7	36.5	17.2	387.8	0.0	387.8
-	145	NP	MARATHWADA MITRA MANDAL'S COLLEGE OF COMMERCE, PUNE	P	117.8	136.4	35.0	29.4	10.0	328.6	32.8	361.4
-	146	NP	BEBE NANAKI UNIVERSITY COLLEGE, KAPURTHALA	G	96.4	78.5	85.8	25.2	17.2	303.1	0.0	303.1

SOCIAL WORK — RANKS & SCORES OF COLLEGES

	OVERALL RANK 2021	OVERALL RANK 2020	COLLEGE & CITY	GOVT/ PVT (G/P)	INTAKE QUALITY & GOVERNANCE	ACADEMIC EXCELLENCE	INFRASTRUCTURE & LIVING EXPERIENCE	PERSONALITY & LEADERSHIP DEVELOPMENT	CAREER PROGRESSION & PLACEMENT	OBJECTIVE SCORE	PERCEPTUAL SCORE	OVERALL SCORE
					180	270	210	240	300	1,200	800	2,000
↔	1	1	TATA INSTITUTE OF SOCIAL SCIENCES (TISS), MUMBAI	G	152.8	225.8	166.2	204.2	248.5	997.5	800.0	1,797.5
↔	2	2	RAJAGIRI COLLEGE OF SOCIAL SCIENCES (AUTONOMOUS), KOCHI	P	133.6	215.2	183.0	201.6	244.7	978.1	779.3	1,757.4
↔	3	3	DEPARTMENT OF SOCIAL WORK, DELHI SCHOOL OF SOCIAL WORK, UNIVERSITY OF DELHI, NEW DELHI	G	151.4	205.8	166.6	197.5	229.2	950.5	778.0	1,728.5
↔	4	4	MADRAS SCHOOL OF SOCIAL WORK, CHENNAI	P	114.1	196.6	153.2	202.4	243.0	909.3	766.6	1,675.9
-	5	NP	COLLEGE OF SOCIAL WORK (AUTONOMOUS), NIRMALA NIKETAN, MUMBAI	P	119.4	193.0	156.1	166.0	173.9	808.4	726.7	1,535.1
↔	6	6	DEPARTMENT OF SOCIAL WORK, CHRIST (DEEMED UNIVERSITY), BENGALURU	P	114.5	173.4	174.7	170.0	218.2	850.8	682.6	1,533.4
↓	7	5	LOYOLA COLLEGE OF SOCIAL SCIENCES, THIRUVANANTHAPURAM	P	117.2	196.3	164.4	166.9	176.2	821.0	673.4	1,494.4
↓	8	7	DEPARTMENT OF SOCIAL WORK, MADRAS CHRISTIAN COLLEGE, CHENNAI	P	141.5	197.6	167.4	201.9	224.9	933.3	554.2	1,487.5
↓	9	8	DEPARTMENT OF SOCIAL WORK, LOYOLA COLLEGE (AUTONOMOUS), CHENNAI	P	132.8	183.6	164.5	174.6	214.0	869.5	589.0	1,458.5

INDIA TODAY BEST COLLEGES 25 YEARS

SOCIAL WORK — RANKS & SCORES OF COLLEGES

	OVERALL RANK 2021	OVERALL RANK 2020	COLLEGE & CITY	GOVT/ PVT (G/P)	INTAKE QUALITY & GOVERNANCE	ACADEMIC EXCELLENCE	INFRASTRUCTURE & LIVING EXPERIENCE	PERSONALITY & LEADERSHIP DEVELOPMENT	CAREER PROGRESSION & PLACEMENT	OBJECTIVE SCORE	PERCEPTUAL SCORE	OVERALL SCORE
					180	270	210	240	300	1,200	800	2,000
-	10	NP	FACULTY OF SOCIAL WORK, MAHARAJA SAYAJIRAO UNIVERSITY OF BARODA, VADODARA	G	117.7	200.0	149.2	164.7	226.1	857.7	600.0	1,457.7
↓	11	10	DEPARTMENT OF SOCIAL WORK, ALIGARH MUSLIM UNIVERSITY, ALIGARH	G	136.6	175.9	154.7	162.9	247.2	877.3	496.0	1,373.3
↓	12	11	KRISTU JAYANTI COLLEGE, BENGALURU	P	113.9	197.6	191.8	179.6	245.6	928.5	393.4	1,321.9
↓	13	12	SCHOOL OF SOCIAL WORK, ROSHNI NILAYA (AUTONOMOUS), MANGALURU	P	101.8	171.8	147.6	161.0	210.9	793.1	520.1	1,313.2
↓	14	9	STELLA MARIS COLLEGE (AUTONOMOUS), CHENNAI	P	114.9	136.3	145.0	152.6	174.5	723.3	541.2	1,264.5
↓	15	13	DEPARTMENT OF SOCIAL WORK, SCHOOL OF SOCIAL SCIENCES, CENTRAL UNIVERSITY OF RAJASTHAN, AJMER	G	107.3	198.3	161.0	94.9	166.1	727.6	474.2	1,201.8
↔	16	16	MSW PROGRAM, PRASANNA SCHOOL OF PUBLIC HEALTH, MAHE, MANIPAL	P	113.9	205.0	172.4	173.2	122.2	786.7	352.4	1,139.1
↔	17	17	ST ALOYSIUS COLLEGE (AUTONOMOUS), MANGALURU	P	103.4	159.9	153.2	135.4	136.1	688.0	441.2	1,129.2
↑	18	21	THE BHOPAL SCHOOL OF SOCIAL SCIENCES (BSSS), BHOPAL	P	99.3	160.1	156.0	150.2	171.8	737.4	391.6	1,129.0
↓	19	14	UDAIPUR SCHOOL OF SOCIAL WORK, UDAIPUR	P	115.5	152.6	119.1	96.4	167.4	651.0	469.8	1,120.8
↓	20	18	SRI RAMAKRISHNA MISSION VIDYALAYA COLLEGE OF ARTS AND SCIENCE, COIMBATORE	P	103.3	157.0	132.6	161.1	123.1	677.1	441.9	1,119.0
↓	21	15	SACRED HEART COLLEGE (AUTONOMOUS), TIRUPATTUR	P	106.2	178.9	158.5	177.7	126.0	747.3	371.3	1,118.6
↓	22	20	ST JOSEPH'S COLLEGE (AUTONOMOUS), BENGALURU	P	106.6	160.2	154.8	183.0	174.8	779.4	323.7	1,103.1
↓	23	19	AIMS INSTITUTES, BENGALURU	P	105.1	174.2	153.6	174.6	166.9	774.4	302.8	1,077.2
-	24	NP	DEPARTMENT OF SOCIOLOGY, BANASTHALI VIDYAPITH, RAJASTHAN	P	102.8	168.4	157.7	149.9	132.5	711.3	333.5	1,044.8
-	25	NP	DEPARTMENT OF SOCIAL WORK, BHARATHIAR UNIVERSITY, COIMBATORE	G	114.5	154.0	135.1	154.3	179.3	737.2	298.3	1,035.5
↓	26	24	SRI DHARMASTHALA MANJUNATHESHWARA COLLEGE (AUTONOMOUS), UJIRE	P	102.7	153.8	164.3	129.4	172.7	722.9	299.0	1,021.9
↓	27	22	VIMALA COLLEGE (AUTONOMOUS), THRISSUR	P	110.7	159.9	136.9	135.1	168.7	711.3	303.0	1,014.3
-	28	NP	PSG COLLEGE OF ARTS & SCIENCE, COIMBATORE	P	134.5	129.0	133.4	99.8	158.2	654.9	331.6	986.5
↓	29	23	SRI RAMAKRISHNA COLLEGE OF ARTS & SCIENCE, COIMBATORE	P	98.3	162.1	156.8	152.4	179.3	748.9	209.5	958.4
↓	30	25	SRI KRISHNA ARTS & SCIENCE COLLEGE (AUTONOMOUS), COIMBATORE	P	102.5	147.8	154.7	137.1	185.0	727.1	209.8	936.9
-	31	NP	HINDUSTHAN COLLEGE OF ARTS & SCIENCE, COIMBATORE	P	106.6	138.7	161.9	157.4	134.4	699.0	185.0	884.0
↓	32	26	BHARATA MATA COLLEGE, KOCHI	P	98.7	170.0	136.4	153.6	156.6	715.3	158.1	873.4
↓	33	29	BISHOP HEBER COLLEGE (AUTONOMOUS), TIRUCHIRAPPALLI	P	99.9	171.8	156.3	151.8	171.8	751.6	107.0	858.6
↓	34	27	SHRIMATHI DEVKUNVAR NANALAL BHATT VAISHNAV COLLEGE FOR WOMEN, CHENNAI	P	110.3	120.5	138.3	120.2	165.9	655.2	189.4	844.6
↓	35	32	PATRICIAN COLLEGE OF ARTS & SCIENCE, CHENNAI	P	100.7	149.7	136.6	158.7	176.3	722.0	106.8	828.8
-	36	NP	SHRI NEHRU MAHA VIDYALAYA COLLEGE OF ARTS & SCIENCE, COIMBATORE	P	106.0	80.8	148.5	127.1	193.4	655.8	165.9	821.7
↓	37	28	THE OXFORD COLLEGE OF ARTS, BENGALURU	P	100.8	159.7	136.8	162.6	126.3	686.2	85.2	771.4
-	38	NP	CHEVALIER T. THOMAS ELIZABETH COLLEGE FOR WOMEN, CHENNAI	P	92.4	68.4	122.8	91.6	164.8	540.0	220.0	760.0
↓	39	30	HINDUSTAN COLLEGE OF ARTS & SCIENCE, PADUR, CHENNAI	P	101.1	110.3	146.2	162.9	110.3	630.8	105.3	736.1
-	40	NP	GURU NANAK COLLEGE (AUTONOMOUS), CHENNAI	P	107.7	86.2	132.6	92.6	138.8	557.9	157.4	715.3
↓	41	31	NALLAMUTHU GOUNDER MAHALINGAM COLLEGE, COIMBATORE	P	105.1	140.8	157.3	46.2	188.2	637.6	60.5	698.1
↓	42	35	SHREE NARAYANA GURU COLLEGE, COIMBATORE	P	103.5	150.8	131.5	100.4	155.4	641.6	20.2	661.8

Reader's Digest

Reader's Digest HEALTH SUMMIT 2021

HOW TO SURVIVE A GLOBAL HEALTH CRISIS

Reader's Digest brings some of the best minds in the field of healthcare and medicine together to discuss the most important questions about our fight against COVID-19. Watch the live session with these top experts and have all your questions answered!

30th June, 2021

Insurance Partner

LIC — Har Pal Aapke Saath

pnb MetLife — Milkar life aage badhaein

SPEAKERS

Dr. Randeep Guleria
Pulmonologist and Director of All India Institute of Medical Sciences, Delhi

Dr. Sandeep Budhiraja
Internal Medicine Specialist and Director of Max Super Speciality Hospital, Saket

Dr. Professor K. Srinath Reddy
Cardiologist and President, Public Health Foundation of India

Mr. Ashish Kumar Srivastava
Managing Director & CEO, PNB MetLife

LIVE Streaming on indiatoday.in and readersdigest.in

SOCIAL WORK — RANKS & SCORES OF COLLEGES

	OVERALL RANK 2021	OVERALL RANK 2020	COLLEGE & CITY	GOVT/ PVT (G/P)	INTAKE QUALITY & GOVERNANCE	ACADEMIC EXCELLENCE	INFRASTRUCTURE & LIVING EXPERIENCE	PERSONALITY & LEADERSHIP DEVELOPMENT	CAREER PROGRESSION & PLACEMENT	OBJECTIVE SCORE	PERCEPTUAL SCORE	OVERALL SCORE
					180	270	210	240	300	1,200	800	2,000
↓	43	36	BISHOP APPASAMY COLLEGE OF ARTS & SCIENCE, COIMBATORE	P	99.4	151.9	105.6	82.0	108.9	547.8	113.8	661.6
↓	44	33	DON BOSCO COLLEGE, PANAJI	P	91.3	116.7	135.5	119.0	60.0	522.5	107.2	629.7
-	45	NP	NEHRU ARTS & SCIENCE COLLEGE, COIMBATORE	P	80.5	153.1	144.5	131.5	97.5	607.1	15.7	622.8
-	46	NP	DEPARTMENT OF SOCIAL SCIENCE, IIS (DEEMED UNIVERSITY), JAIPUR	P	101.8	166.6	153.6	157.6	9.3	588.9	0.0	588.9
↓	47	34	NAZARETH COLLEGE OF ARTS & SCIENCE, CHENNAI	P	97.2	147.5	128.2	158.5	7.7	539.1	29.4	568.5
↓	48	37	DEPARTMENT OF SOCIAL WORK, NEF COLLEGE OF MANAGEMENT & TECHNOLOGY, GUWAHATI	P	99.0	115.2	110.9	137.7	8.2	471.0	96.0	567.0
-	49	NP	WALCHAND COLLEGE OF ARTS & SCIENCE, SOLAPUR	P	99.4	112.8	104.2	54.3	8.6	379.3	163.2	542.5
↓	50	39	SCHOOL OF SOCIAL WORK, MARTIN LUTHER CHRISTIAN UNIVERSITY, SHILLONG	P	93.8	139.6	119.4	58.1	1.3	412.2	35.9	448.1
-	51	NP	ORANGE CITY COLLEGE OF SOCIAL WORK, NAGPUR	P	99.2	91.6	64.3	107.1	55.9	418.1	0.0	418.1
-	52	NP	SHRI BHAYYAJI PANDHARIPANDE NATIONAL INSTITUTE OF SOCIAL WORK, NAGPUR	P	95.5	91.4	39.1	71.1	32.8	329.9	0.0	329.9

FASHION DESIGN — RANKS & SCORES OF COLLEGES

	OVERALL RANK 2021	OVERALL RANK 2020	COLLEGE & CITY	GOVT/ PVT (G/P)	INTAKE QUALITY & GOVERNANCE	ACADEMIC EXCELLENCE	INFRASTRUCTURE & LIVING EXPERIENCE	PERSONALITY & LEADERSHIP DEVELOPMENT	CAREER PROGRESSION & PLACEMENT	OBJECTIVE SCORE	PERCEPTUAL SCORE	OVERALL SCORE
					180	300	180	240	300	1,200	800	2,000
↔	1	1	NATIONAL INSTITUTE OF FASHION TECHNOLOGY (NIFT), NEW DELHI	G	144.0	257.0	137.0	223.5	274.3	1,035.8	800.0	1,835.8
-	2	NP	NATIONAL INSTITUTE OF FASHION TECHNOLOGY (NIFT), MUMBAI	G	139.0	220.9	137.3	198.3	243.4	938.9	787.5	1,726.4
↓	3	2	NATIONAL INSTITUTE OF FASHION TECHNOLOGY (NIFT), BENGALURU	G	131.6	226.7	134.8	197.1	232.0	922.2	770.1	1,692.3
↓	4	3	NATIONAL INSTITUTE OF FASHION TECHNOLOGY (NIFT), CHENNAI	G	127.1	225.3	136.6	198.2	235.1	922.3	717.8	1,640.1
↓	5	4	NATIONAL INSTITUTE OF FASHION TECHNOLOGY (NIFT), PATNA	G	124.1	214.3	131.1	202.0	245.4	916.9	688.2	1,605.1
↓	6	5	NATIONAL INSTITUTE OF FASHION TECHNOLOGY (NIFT), GANDHINAGAR	G	133.7	234.5	128.2	200.4	208.6	905.4	688.6	1,594.0
↓	7	6	NATIONAL INSTITUTE OF FASHION TECHNOLOGY (NIFT), HYDERABAD	G	119.3	208.4	137.2	196.2	204.1	865.2	722.6	1,587.8
↔	8	8	NATIONAL INSTITUTE OF FASHION TECHNOLOGY (NIFT), KOLKATA	G	122.6	210	123.9	189.1	216	861.6	726.1	1,587.7
↓	9	7	PEARL ACADEMY, NEW DELHI	P	121.2	211.7	123.7	175.9	212.2	844.7	705.6	1,550.3
↓	10	9	SYMBIOSIS INSTITUTE OF DESIGN, PUNE	P	123.6	211.7	124.5	199.0	214.2	873.0	652.4	1,525.4
-	11	NP	NATIONAL INSTITUTE OF FASHION TECHNOLOGY (NIFT), RAE BARELI	G	118.1	182.6	125.6	175.6	217.9	819.8	609.1	1,428.9
-	12	NP	NATIONAL INSTITUTE OF FASHION TECHNOLOGY (NIFT), SHILLONG	G	114.5	176.4	129.6	176.1	209.3	805.9	612.6	1,418.5
↔	13	13	ARMY INSTITUTE OF FASHION AND DESIGN, BENGALURU	P	121.8	168.8	123.9	178.1	218.2	810.8	593.6	1,404.4
↓	14	10	PEARL ACADEMY, JAIPUR	P	99.0	191.4	125.5	168.2	209.5	793.6	606.5	1,400.1
↓	15	11	AMITY SCHOOL OF FASHION TECHNOLOGY, NOIDA	P	118.8	200	124	166.6	224.2	833.6	467.5	1,301.1

INDIA TODAY GROUP

INDIA TODAY MAGAZINE ROUND TABLE EDUCATION

India Today Education Roundtable

THE NEW NORMAL FOR EDUCATION

Date: 26th June 2021 | Time: 11 AM ONWARDS

Premiering on @IndiaToday www.indiatoday.in

Education has changed dramatically since the last year. Join our experienced education professionals as they share their expertise on the shift towards virtual learning, its pros and cons, and the future of education.

Associate Sponsors

SATHYABAMA INSTITUTE OF SCIENCE AND TECHNOLOGY (DEEMED TO BE UNIVERSITY)

SANSKRITI UNIVERSITY

LLOYD LAW COLLEGE — Ladder Of Success

INDIA TODAY BEST COLLEGES 25 YEARS

FASHION DESIGN — RANKS & SCORES OF COLLEGES

	OVERALL RANK 2021	OVERALL RANK 2020	COLLEGE & CITY	GOVT/ PVT (G/ P)	INTAKE QUALITY & GOVERNANCE	ACADEMIC EXCELLENCE	INFRASTRUCTURE & LIVING EXPERIENCE	PERSONALITY & LEADERSHIP DEVELOPMENT	CAREER PROGRESSION & PLACEMENT	OBJECTIVE SCORE	PERCEPTUAL SCORE	OVERALL SCORE
					180	300	180	240	300	1,200	800	2,000
-	16	NP	NATIONAL INSTITUTE OF FASHION TECHNOLOGY (NIFT), KANGRA	G	114.1	166.4	126.5	184.5	207.3	798.8	500.7	1,299.5
↓	17	12	JD INSTITUTE OF FASHION TECHNOLOGY, BENGALURU	P	120.5	177.5	121.1	185.3	186.2	790.6	501.9	1,292.5
-	18	NP	NIFT-TEA COLLEGE OF KNITWEAR FASHION, TIRUPUR	P	105.3	134.5	109.3	139.8	205.3	694.2	511.8	1,206.0
↓	19	15	MAHARSHI KARVE STREE SHIKSHAN SAMSTHA'S SCHOOL OF FASHION TECHNOLOGY, PUNE	P	114.3	185.5	124.6	167.9	208.9	801.2	395.0	1,196.2
-	20	NP	APEEJAY COLLEGE OF FINE ARTS, JALANDHAR	P	118.3	158.0	98.3	176.6	207.7	758.9	416.7	1,175.6
↓	21	16	DEPARTMENT OF DESIGN, MANIPAL SCHOOL OF ARCHITECTURE & PLANNING, UDUPI	P	108.4	200.1	141.0	157.4	183.0	789.9	353.6	1,143.5
↓	22	20	FASHION & APPAREL DESIGN, T. JOHN COLLEGE, BENGALURU	P	116.1	157.9	119.0	165.3	192.2	750.5	259.4	1,009.9
↑	23	24	VOGUE INSTITUTE OF ART & DESIGN, BENGALURU	P	104.1	180.9	129.2	162.7	155.8	732.7	274.9	1,007.6
-	24	NP	PEARL ACADEMY, MUMBAI	P	90.1	194.7	102.0	164.1	186.7	737.6	262.4	1,000.0
↓	25	17	IMS DESIGN & INNOVATION ACADEMY, NOIDA	P	106.4	184.9	124.1	171.9	171.6	758.9	229.2	988.1
↑	26	27	WHISTLING WOODS INTERNATIONAL, MUMBAI	P	104.2	150.1	115.3	152.3	207.2	729.1	234.5	963.6
-	27	NP	PSG COLLEGE OF ARTS & SCIENCE, COIMBATORE	P	128.2	171.2	101.5	150.3	171.5	722.7	240.7	963.4
↓	28	21	AMITY SCHOOL OF FASHION TECHNOLOGY, LUCKNOW	P	113.2	165.0	134.8	155.8	186.0	754.8	207.8	962.6
↓	29	22	AXIS INSTITUTE OF FASHION TECHNOLOGY, KANPUR	P	106.8	192.0	126.3	165.5	163.6	754.2	207.9	962.1
↓	30	19	NORTHERN INDIA INSTITUTE OF FASHION TECHNOLOGY, MOHALI	P	110.1	176.5	106.8	132.8	192.6	718.8	235.9	954.7
-	31	NP	GARDEN CITY UNIVERSITY, BENGALURU	P	114.3	121.9	127.0	170.4	188.6	722.2	217.5	939.7
↑	32	33	ACHARYA INSTITUTE OF GRADUATE STUDIES, BENGALURU	P	121.5	128.9	125.2	154.9	157.6	688.1	249.7	937.8
-	33	NP	DEPARTMENT OF FASHION TECHNOLOGY, SONA COLLEGE OF TECHNOLOGY, SALEM	P	115.1	183.6	115.6	153.9	163.1	731.3	206.4	937.7
↓	34	30	KANYA MAHAVIDYALAYA (AUTONOMOUS), JALANDHAR	P	115.7	151.6	121.1	178.3	190.2	756.9	180.7	937.6
↓	35	29	DR N.G.P. ARTS & SCIENCE COLLEGE (AUTONOMOUS), COIMBATORE	P	111.7	143.7	123.3	146.4	206.1	731.2	204.7	935.9
↓	36	25	BBK DAV COLLEGE FOR WOMEN, AMRITSAR	P	110.9	142.7	123.8	175.6	185.5	738.5	189.9	928.4
↓	37	32	SRI KRISHNA ARTS & SCIENCE COLLEGE (AUTONOMOUS), COIMBATORE	P	112.6	151.4	124.4	182.2	191.2	761.8	165.2	927
↓	38	26	NEHRU ARTS & SCIENCE COLLEGE, COIMBATORE	P	110.1	125.9	124.5	163.4	200.6	724.5	190.1	914.6
-	39	NP	J.D. BIRLA INSTITUTE, KOLKATA	P	98.9	169.1	73.1	110.2	137.6	588.9	314.8	903.7
↓	40	28	RATHINAM COLLEGE OF ARTS & SCIENCE, COIMBATORE	P	117.1	157.2	124.9	165.4	208.1	772.7	124.7	897.4
-	41	NP	HINDUSTHAN COLLEGE OF ARTS AND SCIENCE, COIMBATORE	P	123.4	137.9	122.6	167.7	181.5	733.1	152.1	885.2
↓	42	23	THE OXFORD COLLEGE OF SCIENCE, BENGALURU	P	97.6	173.1	126.5	168.2	91.5	656.9	150.3	807.2
↓	43	34	BISHOP APPASAMY COLLEGE OF ARTS & SCIENCE, COIMBATORE	P	109.7	164.9	106.3	152.5	158.1	691.5	113.7	805.2
-	44	NP	DEPARTMENT OF COSTUME DESIGN & FASHION, KONGU ARTS & SCIENCE COLLEGE (AUTONOMOUS), ERODE	P	120.3	120.4	120.8	116.2	89.1	566.8	157.4	724.2
↓	45	35	DEPARTMENT OF FASHION DESIGNING, SARDAR PATEL MAHAVIDYALAYA, CHANDRAPUR, MAHARASHTRA	P	106.1	149.5	109.7	145.4	142.6	653.3	15	668.3
-	46	NP	DEPARTMENT OF FASHION & TEXTILES, IIS (DEEMED TO BE UNIVERSITY), JAIPUR	P	100.5	165.6	125	154	106.3	651.4	0	651.4

Footnotes
1. Ranking is based on Objective data & Perceptual Survey data
2. Only those colleges which submitted their objective data on time have been ranked
3. Only those colleges which fulfilled the below criteria were considered eligible for participation in ranking:
i. Minimum 3 batches passed out
ii. Offering full-time undergraduate (UG) programme
4. All scores have been rounded off to one decimal place, this may result in rounding-off errors while adding the parameter-wise score
5. Those colleges not ranked during Perceptual Survey have got 0.0 marks in Perceptual Score; NP: Not participated

HARI & SUKHMANI KEEPING THE OLD FRESH PG 215

AJITPAL SINGH'S TRIAL BY FIRE PG 218

LEISURE

OPENING THE QUEER EYE PG 216

Q&A WITH WILLIAM DALRYMPLE PG 220

MUSIC

TOP OF THE POPS

Neither criticism nor controversy can shake Badshah's confidence and commitment

BADSHAH, alongside his work for Bollywood, has ensured that his independent discography does not suffer

On June 9, Badshah (Aditya Prateek Singh Sisodia) dropped his new single, 'Paani Paani'. Like many of his tunes, this was a song you watched before you heard. The video featured a svelte Jacqueline Fernandez. She added an obvious oomph to Badshah's already peppy number. In just one week, the video had been watched over 65 million times on YouTube. We have, of course, been here before. Last year, Fernandez featured in the video of 'Genda Phool'. With over 820 million YouTube hits, it is Badshah's greatest ever hit. Though the songs are different—'Genda Phool' sampled a Bengali folk song, while 'Paani Paani' employs elements of Rajasthani folk—they adhere to a tested formula. They have that same cocksure attitude.

Badshah asks us not to look at 'Paani Paani' as a sequel. The 35-year-old says, "I had visualised Jaqueline while making the song and when I sent it to her, she called me instantly and said, 'This is a blockbuster. We have to do it.'" Badshah's access to Bollywood's A-listers has been hard-won. Having joined Mafia Mundeer in 2006—a hip-hop crew that included the likes of Yo Yo Honey Singh and Raftaar—Badshah says he was happy writing for others and giving creative inputs. When, however, one looks at the video of his and Yo Yo's 'Get Up Jawani' (2011), it looks clear that Badshah was only a wingman, an understudy at best.

In 2014, when ill-health forced Yo Yo to retreat from the public gaze, he left behind a vacuum. The Hindi film industry was missing a musician who could belt out foot-tapping Punjabi tunes that would draw youngsters to both nightclubs and cinemas. Badshah, who broke out on his own in 2012, slowly came to fill this gap. His song 'Saturday Saturday' was included in the *Humpty Sharma Ki Dulhania* (2014) soundtrack, but, finally, it was after his 'Abhi Toh Party' was heard in *Khoobsurat* (2014) that Badshah became a household name. His sound and sensibility, many said, were cleaner than Yo Yo's.

"That rivalry between me and Yo Yo has never existed in my mind," says Badshah. "I think grown-ups believe in healthy competition, not rivalries. I'm not being diplomatic. I have to look at what I can do." Unlike Yo Yo Honey Singh, who for some time focused only on Bollywood, Badshah continued to ensure his independent discography did not become a casualty. His singles like 'DJ Waley Babu' (2015) and 'Wakhra Swag' (2015) are still party anthems. Some even credit him for having revived a languishing pop scene. "I do not want credit. Just give me your love and my money," laughs Badshah.

Unlike the rapper's independent repertoire, where he, for instance, cheekily references Barack Obama and Kim Kardashian, Badshah's output for Bollywood can come to seem bland. The remixes, especially, sometimes jar: "I myself find substandard some of the songs I have remixed for Bollywood. I hate myself for doing it, for compromising on the quality of my work, for just jumping on this bandwagon."

In 2020, Badshah, it seemed, couldn't shake off criticism or controversy. Though he had sampled Ratan Kahar's Bengali verse for 'Genda Phool', he had not credited him. Some felt this was tantamount to plagiarism. In August, he was then accused of buying 72 million fake views for his 2019 single 'Paagal'. Badshah claims he is innocent on both counts. "But my honest reaction is 'to hell with it'. Pseudo-intellectuals will trash my songs during the day and then dance to those very songs at night."

Badshah says two things have changed for him since he started out: he feels more hunger and more pressure. "I have been stereotyped into this commercial artiste who will not be able to compete with those rapping in the underground. I came across this comment the other day—'How will he rap if he is driving a Rolls Royce?' There are all these stereotypes I am now hungry to break." Badshah has recently drawn inspiration from Fotty Seven and KR$NA, rappers he has collaborated with, but his only competition, he says, is that backbencher spitting rhymes, "the guy without a care in the world".

Badshah's life goal is hardly surprising: "I want Elon Musk to send me to Mars. My audience will be the universe and there'll be a live telecast. That's how long I wanna last. I want to be the first universal artiste." For now, though, his parents are keeping him grounded. Badshah has been living with them since the pandemic struck last year. "It is such a joy to argue with them and then eat their food." His father wanted him to be an IAS officer. Is he happy with this turn of events? "Oh, he will always be worried!" ■

–Shreevatsa Nevatia

Badshah with Jacqueline Fernandez in the video of 'Pani Pani'

"THAT RIVALRY BETWEEN ME AND YO YO HAS NEVER EXISTED IN MY MIND"

–Badshah

MUSIC

Keeping the Old Fresh

Hari & Sukhmani haven't given up on their project of making Punjabi folk music cool

AVIRAT SUNDRA

After Hari & Sukhmani released their video 'Kali Teri' on YouTube last month, the comments section brimmed with compliments—"the most underrated duo", "You guys are my motivation to get into music". Then someone reminded us that they had been around for over 10 years and were only getting better with time. The song itself was familiar—'Kali Teri Gut', in many ways, defines the Punjabi folk genre—but the treatment Hari Singh Jaaj, 39, and Sukhmani Malik, 38, gave this old melody was layered. The influence of electronica was strong, but the vibe was also R&B.

In the songs the duo has uploaded on their YouTube channel, you notice both a sound and theme emerge. Punjabi folk tunes—'Akh Kashni', 'Latthay di Chaadar', 'Gur Nalon'—are given an electronic overhaul to create tracks that are at once nostalgic and contemporary. "You don't want to change the goose that lays the golden eggs—the soul of the song. You build on that soul with things like electronic sounds, modular synthesisers and guitars," says Jaaj. Despite the surfeit of Punjabi music, Hari and Sukhmani's sound is their own.

Malik remembers meeting Jaaj for the first time in 2008. She was confused, wanting to use her classical training more productively, while Jaaj, after dabbling in psychedelic trance, was experimenting with electro-classical sounds. In less than a month, they had 10 songs and a confirmed show. She says, "A few of these songs were folk-inspired tunes. I remember it made many people reminisce about their grandmothers. People's *dadis* and *nanis* would all sing these songs. Hari and I realised that coming generations wouldn't have access to this music. We wanted to preserve these songs but in a cool way."

HARI & SUKHMANI rehaul folk tunes to create tracks that are at once nostalgic and contemporary

In the past decade, the two have performed more than they have recorded. Given their blend of Punjabi folk and electronica, they are, of course, wedding favourites. But with gigs drying up during the pandemic, they have returned to the drawing board to find that they are, as Jaaj puts it, "at a good point in [their] evolution." In the past nine months, they have released three new videos, while also sprucing up their social media. "I'll be honest," says Malik, "all this does not come too naturally to us."

Jaaj and Malik's low profile is a deliberate choice. "In India, musicians follow one route—you start off as independent, then you go to Bollywood and then you become generic. We have tried to keep it pure. We stay true to our sound," says Jaaj. While Malik tries her hand at production and Jaaj takes dance classes, they leave us with the promise of music even more upbeat. ■

–Shreevatsa Nevatia

FILMS

OPENING THE QUEER EYE

In our Pride Month celebrations, we must also ask the LGBTQIA+ community if it is finding an honest and adequate representation on the Indian screen

(from top) stills from Sacred Games; Made in Heaven; Super Deluxe; and Geeli Pucchi

India is no longer a country that criminalises homosexuality. The defiant click-clack of high heels and flamboyant saris on men in pride parades have become commonplace even in smaller cities. But that said, there is an obvious question that needs our attention: Are our films and shows willing to honestly depict the reality of queer lives?

"When I started making films, there were no takers," says queer filmmaker Sridhar Rangayan whose Kashish Mumbai International Queer Film Festival screens up to 30 Indian queer films every year. These films rarely found a market. Part of the reason has been that Bollywood, until recently, was the sole purveyor of queer narratives. Made in 2002 but banned by Indian censors, Rangayan's first film, *The Pink Mirror* (*Gulabi Aaina*) became a staple at international film festivals. It was only after Netflix released the film in 2016 that it found a wider audience. Rangayan says there has recently been a "sea change", thanks to streaming.

The arrival of Netflix marked new beginnings. Not only did shows like *Sacred Games* and *Selection Day* have queer plotlines, the platform also gave access to a host of hitherto unreleased queer films. Soon enough, other streaming platforms were emboldening creators to experiment with content. Post the Section 377 ruling in September 2018, filmmakers felt they could tell more LGBTQIA+ stories on the Indian screen. Though this resulted in remarkable progress, some argue much work still needs to be done.

According to Moulee, co-founder of Queer Chennai Chronicles, an independent publishing house, "While we're still a long way from having normalised queer characters in films, the nature of representation is slowly changing—it was cruel 10 years ago, but today it employs a much-needed sensitive eye." However, despite this new sensitivity, despite having left behind caricatures that films like *Dostana* and *Girl Friend* popularised, queerness, feels Kartik Nair, is often still portrayed as a curiosity. "Queerness is often a plot twist or a secret that needs to be exposed in a disruptive and climatic way. Repeatedly, the narratives we see use queerness as a shock reveal," says the professor of film studies at Temple University, Pennsylvania, US.

Queer representation still remains a thorny and often unresolved issue. "When it comes to representation, two things come into play—are there queer characters onscreen? Secondly, are there queer actors and filmmakers with access to the means of production?" asks Nair. While there has been a profusion of queer characters in movies and shows across languages, there are still only very few queer actors and directors who are open about their sexuality.

So, what happens when the portrayal of queer lives is left to cis-het directors and actors? The work of some filmmakers like Alankrita Shrivatsava (*Made in Heaven*, *Bombay Begums*) and Neeraj Ghaywan (*Geeli Pucchi*) has been sensitive, but in a market that often sensationalises sexuality-for the sake of titillation, many such opportunities are squandered, or worse. "Take the case of the Netflix's Tamil anthology, *Paava Kadhaigal*. It had big names from the industry and a bigger canvas to explore different themes, but the makers couldn't shake off their prejudices and what we got was a caricature-ish portrayal of a lesbian relationship," Moulee says. The point isn't that all queer characters need to be faultless—the Tamil film *Super Deluxe*, for instance, portrayed a transgender woman without airbrushing her flaws—rather, they need to be portrayed as human.

In the end, Rangayan believes that diversifying queer content across platforms is one way to achieve true representation: "In many ways I feel we are still preaching to the choir with too much focus on stories that narrate the angst of being lesbian, gay and transgender for an elite urban audience. What about the others on the spectrum? When their stories start getting made, I believe true representation will happen." ■

–Prathap Nair

THE LGBTQIA+ WATCHLIST

Getting queerness right

The Other Love Story (2016)
Rupa Rai's Kannada web show (available on YouTube with English subtitles) is a thoughtfully crafted story of two girls who find themselves sexually awakening in Bengaluru.

Romil and Jugal (2017)
Billed as the "modern-day Romeo and Juliet", ALTBalaji's show is big on theatrics, but with reasonable acting and excellent production values, it shows that queer love stories can be mainstream, too.



Aadat (2020)
YouTube is replete with queer short films, but this Hindi/ Urdu short film about a closeted Muslim man hiring a sex worker is made memorable by its foreboding tenderness.

FILMS

TRIAL BY FIRE

Ajitpal Singh's debut feature is winning acclaim at film festivals, but like so many other independent filmmakers, he admits that finding a wider audience is a struggle

Director Ajitpal Singh wasn't even a teenager when he was branded an *aatankwadi* (terrorist) by his class teacher. Battling a nationwide wave of anti-Sikh sentiment in 1984, Singh's family relocated from Bathinda to the outskirts of Ahmedabad, where his father took up a job as a security guard. By 1990, the Babri Masjid dispute began and, according to Singh, Sikhs became 'friends' all over again. "I think the Muslims saved us," Singh says with a laugh.

Singh's debut feature, *Fire in the Mountains* (*FITM*), was one of the two Indian films to play at the 2021 Sundance Film Festival. It was a homecoming of sorts—Singh's first screenplay was accepted at the 2012 Sundance Lab, where he was mentored by veteran screenwriter, Guillermo Arriaga. Even though that first screenplay was never turned into a film, three short films later, Singh landed his first feature. *FITM* won the Audience Award (Best Feature) at the Indian Film Festival of Los Angeles (IFFLA) 2021, and it recently closed the New York Indian Film Festival (NYIFF) 2021.

Singh attributes a large part of his world-view to being 'othered' during his childhood. "I think it made me a person who wants to stand for what is right. Doesn't matter what the price is," he says. *FITM* is a searing portrait of a polarised nation wrestling with itself. Chandra (Vinamrata Rai) runs a homestay in Uttarakhand, toiling day and night so she can afford treatment for her wheelchair-bound son. Her alcoholic husband, Dharam (Chandan Bisht) thinks the way to cure him is to organise a tantrik ceremony. "If India is a tree, then there are two ways to tell its story. The first is to give a general description of the tree. Or focus on two leaves in such grave detail, that it tells you what the tree is going through," says Singh.

(from left) Ajitpal Singh; Vinamrata Rai in *Fire in the Mountain*; and Rai and Chandan Bisht in a still from the film

The idea behind *FITM* was sparked by a personal tragedy. "My cousin Amarjeet Kaur died because her husband didn't take her to a hospital, thinking she's possessed. She was suffering from typhoid," says Singh. Her death prompted many questions—"How can something like this happen in 21st century India? Why aren't women allowed to make their own choices?"

Having spent around 13 years trying to come up with a feature film, Singh says the task of releasing an independent film is altogether daunting. He seems confused about OTT platforms chasing stars like Akshay Kumar and Salman Khan, when two of the most widely seen shows—*Pataal Lok* and *Scam 1992*—had no star power. "I think independent filmmakers have a home on these platforms, but it's 200 km away from the city centre," says Singh, with a laugh to, perhaps, mask his disappointment. ■

–Tatsam Mukherjee

The Indie Conundrum

Festival favourites looking for favour in India

Nasir (2020)
A hardworking Muslim salesman goes about his day, only to be faced with society's bigotry. Arun Karthick's film won the FIPRESCI–India Grand Prix 2020 award.

Pebbles (2021)
P.S. Vinothraj's film is a father–son road movie where redemption and home both seem distant. It won the Tiger Award at Rotterdam International Film Festival (IFFR) 2021.

Writing with Fire (2021)
The documentary charts the rise of *Khabar Lahariya*, India's only newspaper run by Dalit women. Rintu Thomas and Sushmit Ghosh's film won the Audience Award (World Cinema–Documentary) at the 2021 Sundance Film Festival.

FILMS

CUTTING IT OUT

As MUBI celebrates the work of Ashish Avikunthak with a retrospective, the controversial arthouse filmmaker says he would much rather ignore India's censors than fight them

Experimental filmmaker and artist **Ashish Avikunthak** mentions, more than once, that his films don't belong in the 'marketplace'. Holding advanced degrees in archaeology and anthropology, Avikunthak claims he sees filmmaking as a *sadhana*. "If you speak to Hindustani classical musicians, they will describe their relationship with music in a similar way; a pursuit," says Avikunthak. With a body of work spanning 25 years, some of his films are now being showcased as a part of a retrospective on MUBI India that is set to last until August.



Avikunthak's films, with their recurring theme of religious customs and death, have, understandably, had run-ins with the Central Board of Film Certification (CBFC). "Even before we think of the repressive censorship in India, we must think about the market system. Indian cinema has been largely conservative, highly apolitical. There's a strong fixation with 'entertainment' and to become 'popular'," says Avikunthak.

It's during the certification process of his feature *Niraakar Chhaya*—a film with a lonely, abandoned wife as protagonist—that Avikunthak discovered the CBFC's unforgiving ways. "They asked me to make a cut, which I did not agree to and the film wasn't released. Then I went to them with *Katho Upanishad* in 2011. They were flummoxed by it, so, they gave me an 'O' ('Other') certificate, not a feature or a short film. Since then, I have stopped going to the CBFC."

A still from *The Churning of Kalki*

Avikunthak's film, *The Churning of Kalki*, tells the story of two Kolkata actors who reach Allahabad's Maha Kumbh in an effort to find Vishnu's tenth avatar, Kalki. In 2017, the film's screening at a private gallery made news after the CBFC observed that the film was 'uncertified'. "The fundamental laws that govern the censor regime in India are ancient in their construct. The knives have always been there. The current regime has only sharpened them. These knives were made in the 1920s and regimes have constantly used them for their benefit," says Avikunthak.

Having found an audience within a close circle of film aficionados and connoisseurs, Avikunthak's films will now come under the purview of censorship once they stream on MUBI, thanks to the Intermediary Guidelines enacted a few weeks ago. Is that worrying? "If they find it offensive, it will be removed and I'm fine with that. The system in this country is an oppressive one. For me, the very act of making a film is political. It's important to protest, but I would rather spend my energy on making another film," he says. ■

–Tatsam Mukherjee

CHANDRADEEP KUMAR

WILLIAM, THE CHRONICLER

With the release of *The Company Quartet*, a four-book box set that documents the rise and fall of the East India Company, **William Dalrymple** is giving himself room to move on to other, older things

A box set signals an end, a sense that your work here is now done. Are you done with the Mughals?

My area has never been the Great Mughals. Compared to these emperors, very little was written on the likes of Bahadur Shah Zafar. It has been nice trying to fill that gap. But now I find myself more interested in early India—the story of Buddhism going to China, of Indian mathematics and astronomy going to the West. So, in many ways, this does feel like a box set. It goes from 1589—when the [East India] Company was founded—to 1858, when it was dissolved.

Your son, Sam, will soon release a book on India's Partition. As a father and fellow historian, what did you ask him to not do?

I lent him books and passed on contacts, but otherwise, he is very much self-propelled. It's a very Indian thing—a son follows in the footsteps of the father. It's proof that India has absorbed my family.

You've said the UK needs a museum of colonialism, but shouldn't people rather just forget the sins of their forefathers and move on to doing better things?

The trouble is that Britain has carefully edited out its colonial past. Indians never believe how little the British learn about their own empire. Generations grow up not knowing about 1857 or the Bengal famine. The British are even unaware of how much they are distrusted, disliked and even hated by some. This must change.

Why does the JLF formula work? Is it because people like to see and hear more than read?

Indians like to hear writers talk about their work. Also, we wouldn't get a third of a million people if we didn't produce the programme we do. However, it is also true that many go there in their sunglasses and eat ice cream on the sidelines—but the reason writers like returning to Jaipur is the scores of teenagers who all have their hands up at question time.

—with Shreevatsa Nevatia

ERA UNIVERSITY

ONLINE CLASSES & APP BASED TEACHING METHODOLOGY
WELL-EQUIPPED HOSPITAL FOR HEALTHCARE TRAINING

Era's Lucknow Medical College and Hospital has been Ranked Among the Top Medical Colleges of India

Winner of the prestigious SKOCH Award (Gold) 2020, for the exemplary contributions during COVID 19 pandemic

RESEARCH OPPORTUNITIES AVAILABLE FOR STUDENTS

INTERNATIONAL ACADEMIC & RESEARCH COLLABORATIONS

The University Of Queensland, Australia
American University of Barbados, School of Medicine
Universität Rostock, Germany
Ulster University, Northern Ireland
VU, Netherlands
Rutgers, U.S.A

NATIONAL ACADEMIC & RESEARCH COLLABORATIONS

CSIR-Indian Institute of Toxicology Research
King George's Medical University
Institute of Nano Science & Technology
National Institute of Pharmaceutical Education and Research

COURSES OFFERED

MEDICAL
- M.B.B.S
- M.D & M.S
- PDCC & Fellowships

NURSING

CERTIFICATE COURSE
- Certificate course in Infection Prevention and Control (6 weeks)

DIPLOMA
- Auxiliary Nursing & Midwifery (A.N.M. 2 Yrs)
- General Nursing & Midwifery (G.N.M. 3 Yrs)

BACHELOR OF SCIENCE (B.Sc.)
- Bachelor of Nursing (B.Sc. 4 Yrs)
- Post Basic Bachelor of Science in Nursing (P.B.B.Sc. 2 Yrs)

MASTER OF SCIENCE (M.Sc.)
- Medical Surgical Nursing
- Paediatrics Nursing
- Obstetrics and Gynaecology Nursing
- Psychiatric Nursing
- Community Health Nursing

LIBERAL ART & SCIENCES
- Multidisciplinary B.A. / B.Sc.

MANAGEMENT
- Master in Hospital Administration (MHA)

PHARMACY
- D.Pharma
- B.Pharma

SCIENCES

BACHELOR OF SCIENCE (B.Sc.)
- Nutrition
- Biotechnology
- Health Science

MASTER OF SCIENCE (M.Sc.)
- Food & Nutrition
- Biotechnology

COMPUTER SCIENCE
- Master in Computer Application (M.C.A. 2 Yrs)
- Bachelor in Computer Application (B.C.A. 3 Yrs)
- B.C.A. with PG Diploma in (4 Yrs)
  - Game Design & Development
  - Animation & Multimedia
  - VFX & Rotoscopy
  - UI Design & Development

MEDICAL & ALLIED SCIENCES

DIPLOMA
- C.T. / M.R.I. Technician
- Cardiology Technician
- Medical Laboratory Technician
- Operation Theatre Technician
- Dialysis Technician
- X-Ray Technician
- Optometry Technician
- Anesthesia and Critical Care Technician
- Audio and Speech Therapy Technician
- Tuberculosis Programme Management and BCG Technician
- Respiratory Technician
- Minimal Access Surgery Technician
- Neonatal Care Technician
- Orthopaedic and Plaster Technician
- Orthotic and Prosthetic Technician
- Emergency and Trauma Care
- Intervention Radiology
- Physiotherapy
- Nutrition and Health Education

BACHELOR OF SCIENCE (B.Sc.)
- Optometry
- Radiological Imaging Techniques
- Physiotherapy
- Medical Laboratory Techniques

MASTER OF SCIENCE (M.Sc.)
- Radiological Imaging Techniques
- Medical Laboratory Techniques
- Optometry
- Physiotherapy
- Medical Physiology
- Medical Biochemistry
- Medical Microbiology
- Medical Pharmacology
- Medical Anatomy

MASTER OF SCIENCE (M.Sc.)
- Clinical Psychology

Ph.D PROGRAMMES
- Medical Anatomy
- Medical Biochemistry
- Medical Microbiology
- Medical Physiology
- Medical Pharmacology
- Molecular Medicine
- Pathology
- Biotechnology
- Biochemistry
- Neuroscience
- Nursing
- Chemistry
- Pharmacy
- Physiotherapy
- Public Health
- Food & Nutrition
- Clinical Psychology
- Molecular Biology and Genetics
- Nanoscience and Nanotechnology
- Stem Cell Biology and Regenerative Medicine

Era University Innovating its way through COVID-19

For Registration Contact Admission Office between 10:00 AM to 6:00 PM Sarfarazganj, Hardoi Road, Lucknow - 226003

www.erauniversity.in admissions@erauniversity.in 0522 6672100, 8957926677, 9044050047, 72338 00901

AMERICAN UNIVERSITY OF BARBADOS
SCHOOL OF MEDICINE
Study Medicine Abroad
5 ½ Year MD Program for 10+2 pass-outs
An Associate Concern of Era University

Recognized by MCI
Listed by FAIMER & WFME
ACCREDITED BY
BMC Barbados Accreditation Council
CAAM-HP

Wildey, Saint Michael, Barbados.
India Office : 0522-6656500, +91 7317300166, +91 7235000779
: admissions@aubmed.org : aubmed.org

LOVELY PROFESSIONAL UNIVERSITY

Transforming Education Transforming India

ThinkBIG

LPU Makes India Proud!

It is amongst the 3 Indian Universities to be Ranked in the Top 200 Universities Globally

THE IMPACT RANKINGS 2021 TOP 200

Times Higher Education Impact Rankings 2021

LPU is ahead of all the Participating IITs & NITs in THE Impact Rankings 2021

150 PROGRAMMES IN 40+ DISCIPLINES

Engineering | Management | Computer Applications/ IT | Agriculture | Food Technology | Nutrition and Dietetics | Biotechnology | Microbiology | Forensic Sciences | Botany | Zoology | Physics | Chemistry | Maths | Commerce | Economics | Law | Hotel Management and Tourism | Architecture | Planning | Interior & Furniture Design | Product & Industrial Design | Fashion Design | Multimedia & Animation | Journalism & Film Production | Psychology | Geography | History | Education | Physical Education | Fine Arts | Performing Arts | Political Science | Public Administration | Sociology | Indian Languages | English & Foreign Languages | Arts (Humanities) | Library Science | Pharmaceutical Sciences | Ayurvedic Pharmaceutical Sciences | Physiotherapy | Medical Laboratory Sciences

Application Closing Soon | Visit www.lpu.in

LOVELY PROFESSIONAL UNIVERSITY (LPU)
Jalandhar-Delhi G.T. Road, Phagwara, Punjab
Toll Free: 1800-102-4430 | www.lpu.in