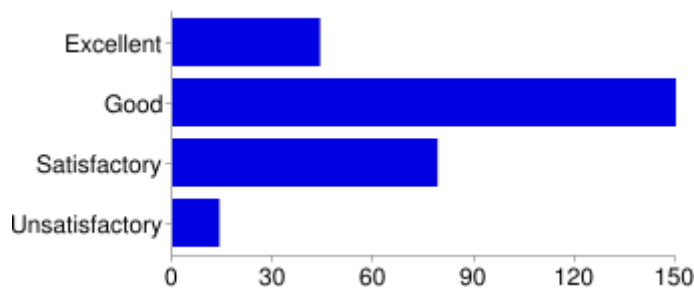


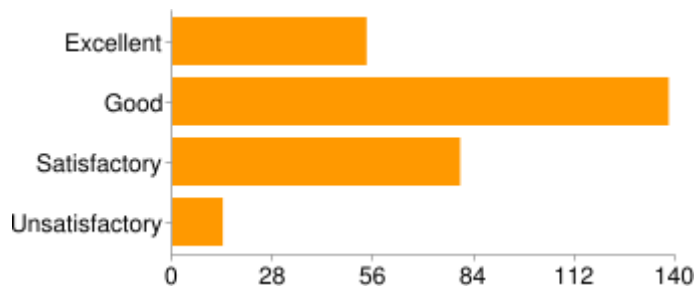
Curriculum

1. How well is the level of focus given on practical aspects/applications of subject matter in the course content



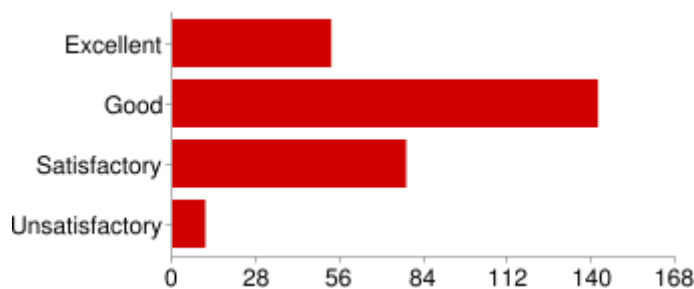
Excellent	44	15.5%
Good	150	52.8%
Satisfactory	79	27.8%
Unsatisfactory	14	4.9%

2. How well does the curriculum enhance critical thinking and problem solving



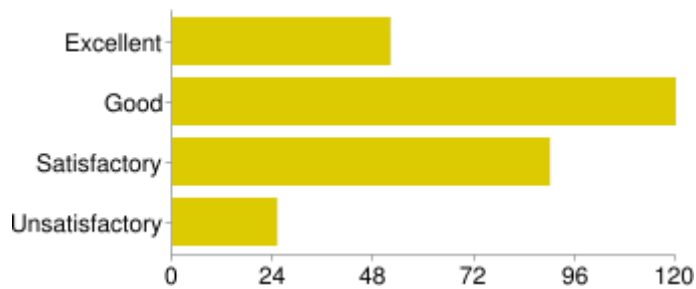
Excellent	54	19%
Good	138	48.6%
Satisfactory	80	28.2%
Unsatisfactory	14	4.9%

3. How well does the curriculum develop subject specific skills



Excellent	53	18.7%
Good	142	50%
Satisfactory	78	27.5%
Unsatisfactory	11	3.9%

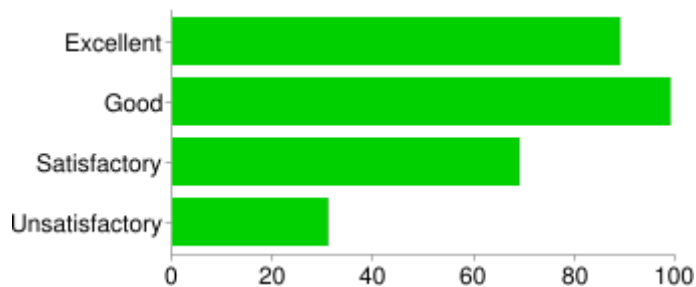
4. How well does the curriculum incorporate reinforcement through regular assignments/tests



Excellent	52	18.3%
Good	120	42.3%
Satisfactory	90	31.7%
Unsatisfactory	25	8.8%

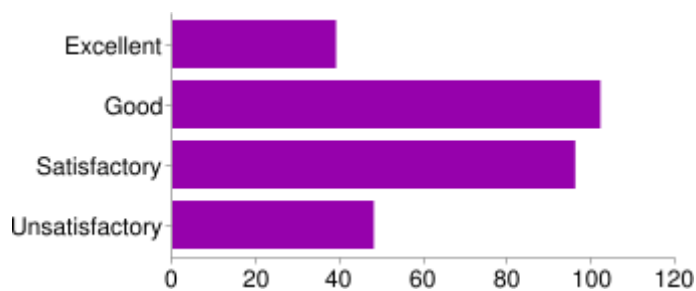
Co-curricular activities

1. Level of opportunities provided for exposure to extra-curricular activities.



Excellent	89	31.3%
Good	99	34.9%
Satisfactory	69	24.3%
Unsatisfactory	31	10.9%

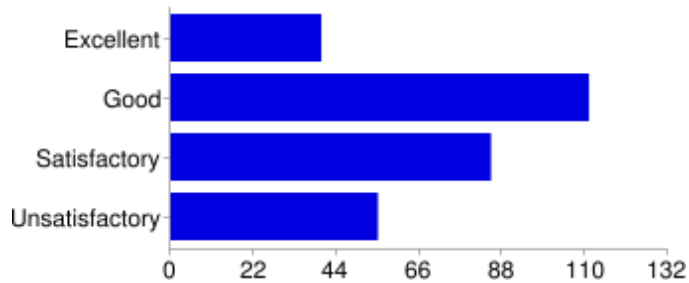
2. How well defined are the processes for organizing of extra-curricular activities/social-service events



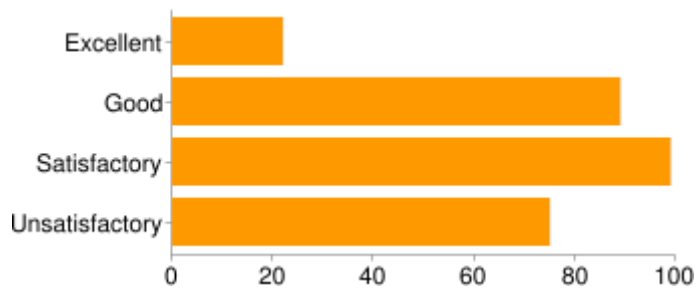
Excellent	39	13.7%
Good	102	35.9%
Satisfactory	96	33.8%
Unsatisfactory	48	16.9%

3. Level of Encouragement/recognition/rewards given for extra-curricular activities

Excellent	40	14.1%
Good	111	39.1%
Satisfactory	85	29.9%
Unsatisfactory	55	19.4%



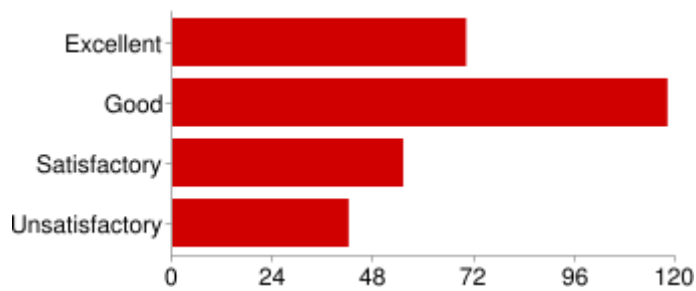
4. Level of administrative/academic support given to students to get involved in co-curricular activities



Excellent	22	7.7%
Good	89	31.3%
Satisfactory	99	34.9%
Unsatisfactory	75	26.4%

Placements / counseling

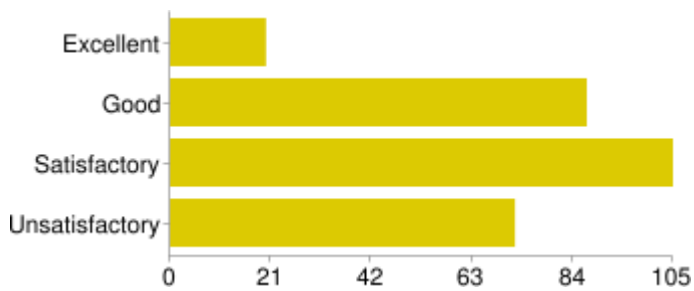
1. Placement opportunities made available in campus



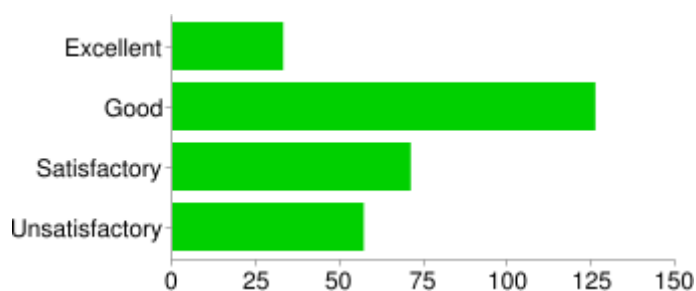
Excellent	70	24.6%
Good	118	41.5%
Satisfactory	55	19.4%
Unsatisfactory	42	14.8%

2. Career-counseling.

Excellent	20	7%
Good	87	30.6%
Satisfactory	105	37%
Unsatisfactory	72	25.4%

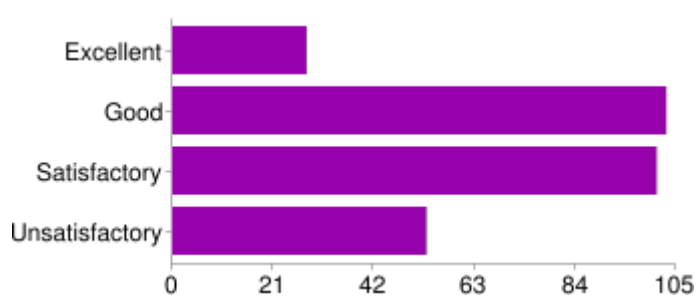


3. Level of diversity of companies visiting the campus.



Excellent	33	11.6%
Good	126	44.4%
Satisfactory	71	25%
Unsatisfactory	57	20.1%

4. Level of variety of profiles offered



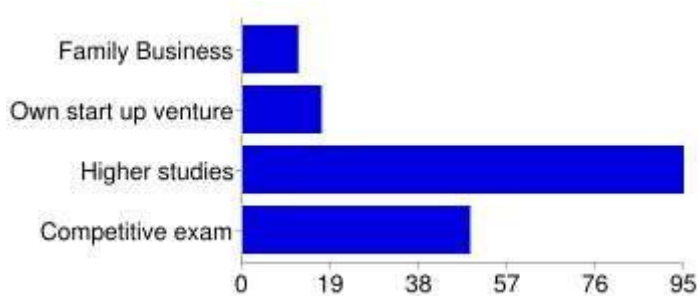
Excellent **28** 9.9%

Good **103** 36.3%

Satisfactory **101** 35.6%

Unsatisfactory **53** 18.7%

5. Reason for not registering for the placement process



Family Business **12** 8.4%

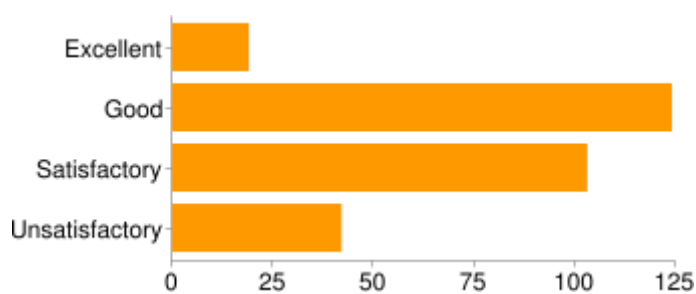
Own start up venture **17** 11.9%

Higher studies **95** 66.4%

Competitive exam **49** 34.3%

Facilities

1. Availability and quality of modern teaching aids



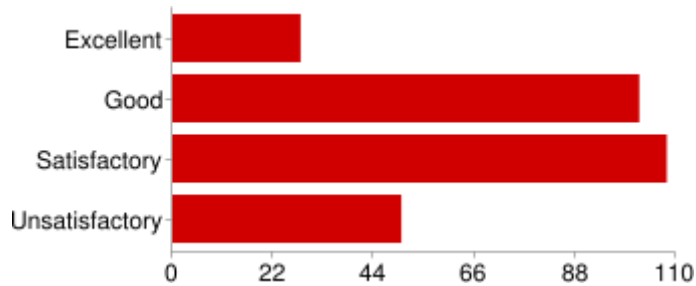
Excellent **19** 6.7%

Good **124** 43.7%

Satisfactory **103** 36.3%

Unsatisfactory **42** 14.8%

2. Diversity and quantity of books available in the library



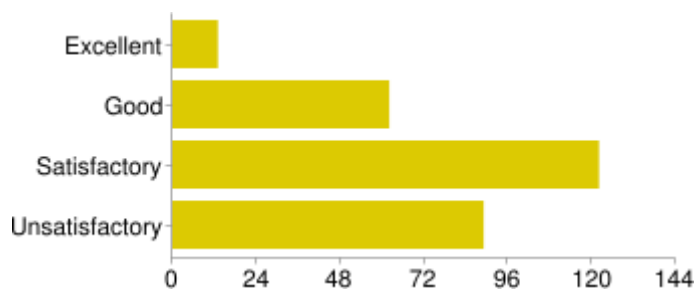
Excellent **28** 9.9%

Good **102** 35.9%

Satisfactory **108** 38%

Unsatisfactory **50** 17.6%

3. Seating capacity in the library



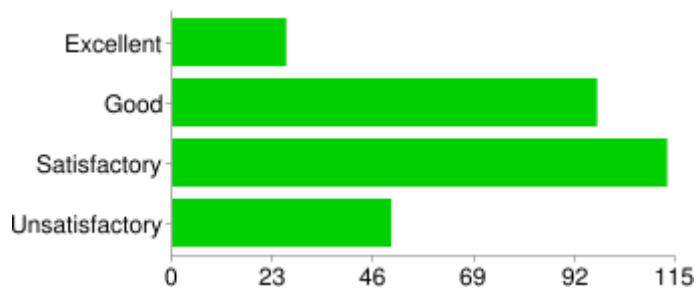
Excellent **13** 4.6%

Good **62** 21.8%

Satisfactory **122** 43%

Unsatisfactory **89** 31.3%

4. Cleanliness in the college premises



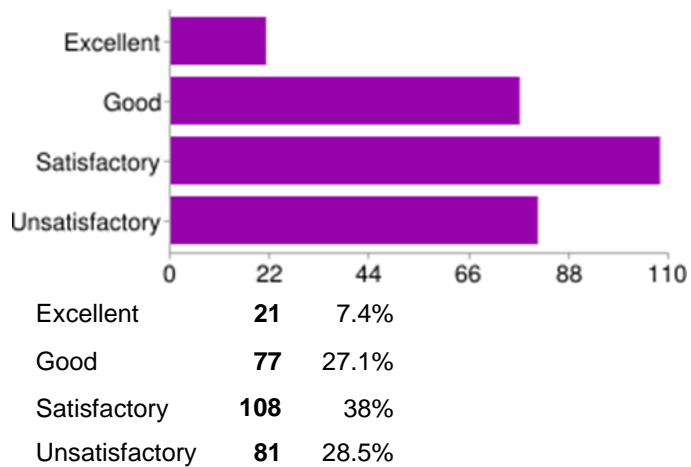
Excellent **26** 9.2%

Good **97** 34.2%

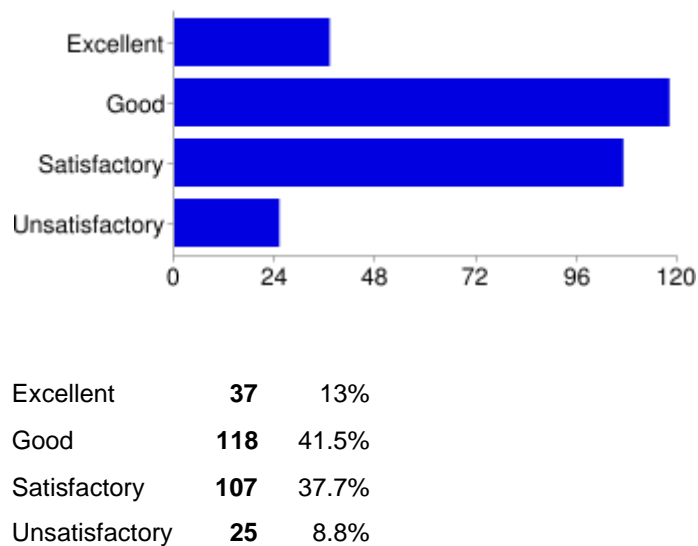
Satisfactory **113** 39.8%

Unsatisfactory **50** 17.6%

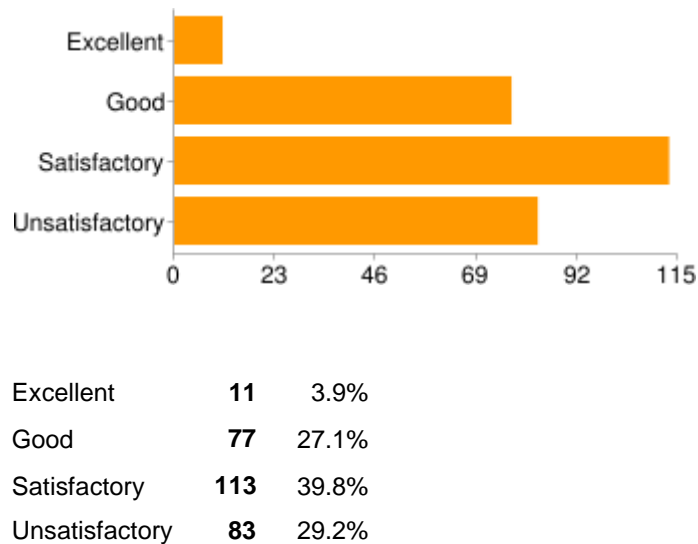
5. Water supply and hygiene in washrooms



6. Availability of drinking water

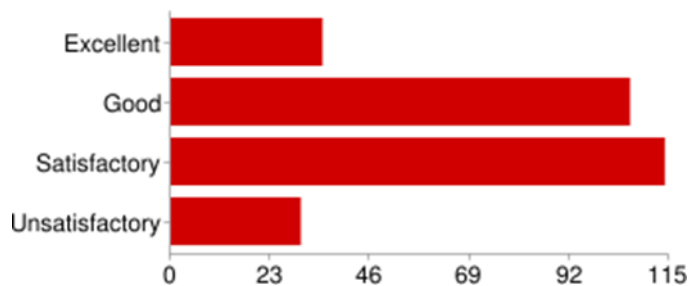


7. Canteen



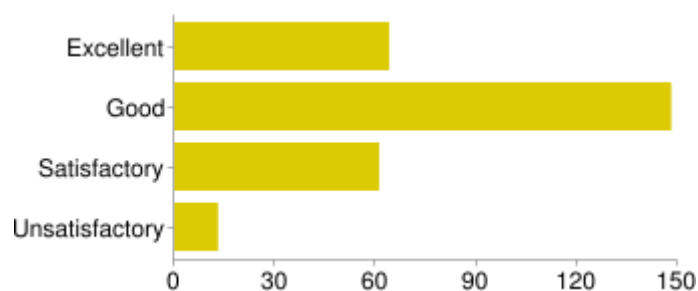
8. Security (in terms of restricted/id. based entry in the college premises)

Excellent	35	12.3%
Good	106	37.3%
Satisfactory	114	40.1%
Unsatisfactory	30	10.6%



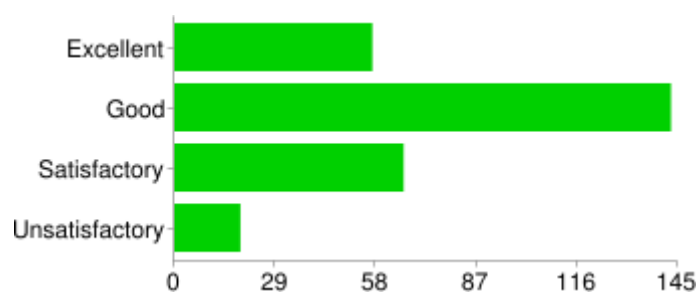
Learning and Self development

1. College's contribution in molding students into competitive professionals



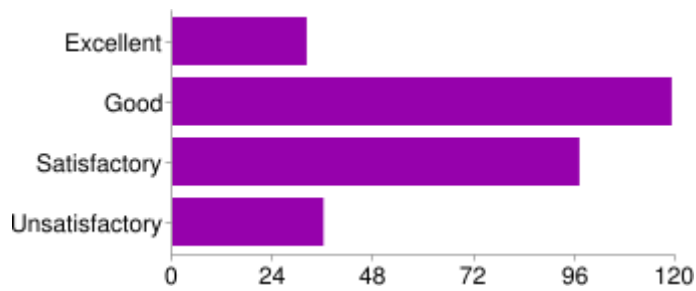
Excellent	64	22.5%
Good	148	52.1%
Satisfactory	61	21.5%
Unsatisfactory	13	4.6%

2. College's contribution in developing team spirit and healthy competition with peers



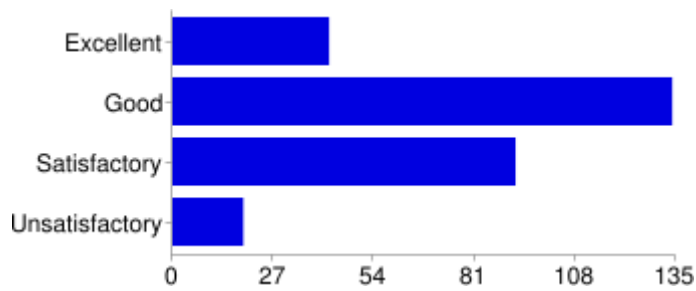
Excellent	57	20.1%
Good	143	50.4%
Satisfactory	66	23.2%
Unsatisfactory	19	6.7%

3. College's contribution in inculcating moral values in students



Excellent	32	11.3%
Good	119	41.9%
Satisfactory	97	34.2%
Unsatisfactory	36	12.7%

4. College's contribution in shaping the students into responsible citizens



Excellent	42	14.8%
Good	134	47.2%
Satisfactory	92	32.4%
Unsatisfactory	19	6.7%